

Institution: University of Nebraska at Omaha (181394)
User ID: P1813941

Overview

Admissions Overview

Welcome to the IPEDS Admissions (ADM) survey component. The primary purpose of ADM is to collect basic information about the undergraduate selection process for entering first-time, degree/certificate-seeking students. This includes information about admissions considerations, admissions yields, and SAT and ACT test scores (if test scores are required for admission). ADM will be collected only from institutions that do not have an open admissions policy for entering first-time students.

Recent changes

The items in ADM were moved from the Institutional Characteristics component. There will be no change to the data items collected, only to the collection period in which the data are submitted.

In previous collections, institutions selected from two reporting period options. Admissions data from the prior year could be provided if current year data were not available at the time of reporting. **Beginning with the current Winter 2014-15 collection, all institutions must use the most recent Fall reporting period.**

Data Reporting Reminders

- ADM covers data for the most recent Fall period.
- ADM is only applicable to first-time entering students; do not include other students in the number of applicants, number of admits, and number (of admitted) that enrolled. Only include levels (full-time, part-time) that you indicated were offered in the IC Header. If you made an error in the IC Header, please call the IPEDS Help Desk.

Resources:

To download the survey materials for this component: [Survey Materials](#)

To access your prior year data submission for this component: [Reported Data](#)

If you have questions about completing this survey, please contact the **IPEDS Help Desk at 1-877-225-2568**.

Admissions Considerations, 1

1. Please select the option that best describes how your institution uses any of the following data in its undergraduate selection process.

Admission Considerations	Required	Recommended	Neither Required nor Recommended	Don't Know
Secondary school GPA	<input type="radio"/>	<input checked="" type="radio"/>	<input type="radio"/>	<input type="radio"/>
Secondary school rank	<input checked="" type="radio"/>	<input type="radio"/>	<input type="radio"/>	<input type="radio"/>
Secondary school record	<input checked="" type="radio"/>	<input type="radio"/>	<input type="radio"/>	<input type="radio"/>
Completion of college-preparatory program	<input checked="" type="radio"/>	<input type="radio"/>	<input type="radio"/>	<input type="radio"/>
Recommendations	<input type="radio"/>	<input checked="" type="radio"/>	<input type="radio"/>	<input type="radio"/>
Formal demonstration of competencies (e.g., portfolios, certificates of mastery, assessment instruments)	<input type="radio"/>	<input type="radio"/>	<input checked="" type="radio"/>	<input type="radio"/>
<u>Admission test scores</u>				
<u>SAT / ACT</u>	<input checked="" type="radio"/>	<input type="radio"/>	<input type="radio"/>	<input type="radio"/>
Other Test (ABT, Wonderlic, WISC-III, etc.) Note: If this is the only requirement other than a diploma or equivalent, and few students are not admitted due to this test, your institution is open enrollment. Please contact the Help Desk to correct your response to this question.	<input type="radio"/>	<input type="radio"/>	<input checked="" type="radio"/>	<input type="radio"/>
<u>TOEFL</u> (Test of English as a Foreign Language)	<input checked="" type="radio"/>	<input type="radio"/>	<input type="radio"/>	<input type="radio"/>

Selection Process - A/A/E

2. Provide the number of first-time, degree/certificate-seeking undergraduate students who applied, who were admitted, and who enrolled (either full- or part-time) at your institution for Fall 2014. Include early decision, early action, and students who began studies during the summer prior to Fall 2014.

Remember that this question is only applicable to first-time students, do not include other students in these totals.

Only include levels that you indicated were offered in the IC Header. If you made an error in the IC Header, please remember to fix the error the next year.



	Men	Women	Total
Number of <u>applicants</u>	2,632	3,118	5,750
Number of <u>admissions</u>	2,049	2,465	4,514
Number (of admitted) that enrolled <u>full-time</u>	784	968	1,752
Number (of admitted) that enrolled <u>part-time</u>	55	41	96
Total enrolled full-time and part-time	839	1,009	1,848
Percent of admissions enrolled full-time and part-time	41	41	41


Selection Process - Test Scores

3. Provide writing test scores *only* if used for admission. Provide data for Fall 2014. Include new students admitted the summer prior to Fall 2014.

DO NOT convert test scores (e.g., do not convert an SAT score to an ACT scale, etc.). If you have numbers for both SAT and ACT scores, **provide the percentiles for both tests.**

Number of enrolled students that submitted <u>SAT</u> scores	
Percent of enrolled students that submitted <u>SAT</u> scores	
Number of enrolled students that submitted <u>ACT</u> scores	1,736
Percent of enrolled students that submitted <u>ACT</u> scores	94

	<u>25th Percentile</u>	<u>75th Percentile</u>
SAT Critical Reading		
SAT Math		
SAT Writing		
ACT Composite	19	26
ACT English	19	26
ACT Math	17	25
ACT Writing		

 You may use the space below to provide context for the data you've reported above. These context notes will be posted on the College Navigator website, and should be written to be understood by students and parents.

Prepared by

This survey component was prepared by:

<input type="radio"/> Keyholder	<input type="radio"/> SFA Contact	<input type="radio"/> HR Contact
<input type="radio"/> Finance Contact	<input type="radio"/> Academic Library Contact	<input checked="" type="radio"/> Other
Name: Jeanie GutheilBykerk		
Email: jgutheilbykerk@unomaha.edu		

How long did it take to prepare this survey component?	8 hours	minutes
--	---------	---------

The name of the preparer is being collected so that we can follow up with the appropriate person in the event that there are questions concerning the data. The Keyholder will be copied on all email correspondence to other preparers.

The time it took to prepare this component is being collected so that we can continue to improve our estimate of the reporting burden associated with IPEDS. Please include in your estimate the time it took for you to review instructions, query and search data sources, complete and review the component, and submit the data through the Data Collection System.

Thank you for your assistance.

Summary

Admissions Component Summary

IPEDS collects important information regarding your institution. All data reported in IPEDS survey components become available in the IPEDS Data Center and appear as aggregated data in various Department of Education reports. Additionally, some of the reported data appears specifically for your institution through the College Navigator website and is included in your institution’s Data Feedback Report (DFR). The purpose of this summary is to provide you an opportunity to view some of the data that, when accepted through the IPEDS quality control process, will appear on the College Navigator website and/or your DFR. College Navigator is updated approximately three months after the data collection period closes and Data Feedback Reports will be available through the Data Center and sent to your institution’s CEO in November 2015.

Please review your data for accuracy. If you have questions about the data displayed below after reviewing the data reported on the survey screens, please contact the IPEDS Help Desk at: 1-877-225-2568 or ipedshelp@rti.org.

ADMISSIONS INFORMATION

Undergraduate Admissions		Total	Male	Female
Number of applicants		5,750	2,632	3,118
Percent admitted		79%	78%	79%
Percent admitted who enrolled		41%	41%	41%
Admissions Considerations	Required	Recommended		
	Secondary school rank Secondary school record Completion of college-preparatory program Admission test scores (SAT/ACT) TOEFL (Test of English as a Foreign language)	Secondary school GPA Recommendations		

Test Scores	# Submitting Scores	% Submitting Scores
SAT		N/A
ACT	1,736	94%
	25 th Percentile	75 th Percentile
SAT Critical Reading		
SAT Math		
SAT Writing		
ACT Composite	19	26
ACT English	19	26
ACT Math	17	25
ACT Writing		

Admissions

University of Nebraska at Omaha (181394)

Source	Description	Severity	Resolved	Options
Screen: Selection Process - Test Scores				
Screen Entry	You reported the number of students who submitted ACT scores but did not enter any percentile scores. Please correct your data or explain. (Error #14173)	Explanation	Yes	
Reason:	We do not accept or track ACT writing scores.			
Screen Entry	You reported the number of students who submitted ACT scores but did not enter any percentile scores. Please correct your data or explain. (Error #14173)	Explanation	Yes	
Reason:	We do not accept or track ACT Writing scores.			
Screen Entry	The number of enrolled students that submitted test scores (SAT + ACT) reported on the Selection Process - Test Scores screen should be greater than or equal to the total number that enrolled full-time and part-time reported on the Selection Process - A/A/E screen. Please correct your data or explain. (Error #14232)	Explanation	Yes	
Reason:	We do not report SAT scores because very few students submit SAT scores.			