


Fall 1982

## Fact Book 1982

UNO Office of Institutional Effectiveness  
*University of Nebraska at Omaha*

Follow this and additional works at: <https://digitalcommons.unomaha.edu/oiefactbooks>

 Part of the [Educational Assessment, Evaluation, and Research Commons](#), and the [Higher Education Commons](#)

Please take our feedback survey at: [https://unomaha.az1.qualtrics.com/jfe/form/SV\\_8cchtFmpDyGfBLE](https://unomaha.az1.qualtrics.com/jfe/form/SV_8cchtFmpDyGfBLE)

---

### Recommended Citation

Office of Institutional Effectiveness, UNO, "Fact Book 1982" (1982). *Fact Book*. 10.  
<https://digitalcommons.unomaha.edu/oiefactbooks/10>


This Report is brought to you for free and open access by the Systems Intelligence and Data Analytics (SIDA) at DigitalCommons@UNO. It has been accepted for inclusion in Fact Book by an authorized administrator of DigitalCommons@UNO. For more information, please contact [unodigitalcommons@unomaha.edu](mailto:unodigitalcommons@unomaha.edu).



Maynard

**THE UNIVERSITY OF NEBRASKA  
AT OMAHA**

**Fact Book - 1982-83**



**OFFICE OF INSTITUTIONAL RESEARCH  
June, 1982**



## PREFACE

This initial issue of the University of Nebraska at Omaha Fact Book was designed to contain a variety of information about the University in a concise, easily-used format. We hope this provides a profile of UNO that will expand your understanding of our institution.

We wish to thank the many individuals and departments at the University for their contributions to the Fact Book. Sources for the data are listed for each table and illustration, and the cooperation of these sources was what made the project possible.

Finally, we solicit your comments and suggestions on the Fact Book so that future issues might be more helpful to you.

James Maynard

Director of Institutional Research





## TABLE OF CONTENTS

GENERAL INFORMATION . . . . .	1
The Board of Regents and The Administration . . . . .	2
Academic Departments and Chairpersons . . . . .	3
Goals and Objectives . . . . .	4
General Description . . . . .	4
Accreditations . . . . .	5
History . . . . .	6
Degrees and Programs Currently Offered . . . . .	8
STUDENTS AND ALUMNI . . . . .	11
Summary Profile of Fall 1981 On-Campus Students . . . . .	12
On-Campus Enrollment by Age Group and Sex: Fall 1981 . . . . .	13
On-Campus Enrollment by College and Major: Fall 1981 . . . . .	15
Student Credit Hours Enrolled; by College and Department in On-Campus Classes: Fall 1979 to 1981 . . . . .	23
Number of Degrees Conferred; by College of Major or Concentration and Level of Degree: 1977-78 through 1980-81 . . . . .	25
Student Financial Aid: 1980-81 and 1981-82 . . . . .	27
FACULTY . . . . .	29
Full-Time Faculty Average Salaries; by College, Academic Rank, and Sex: Fall 1981 . . . . .	30
Full-Time Faculty Highest Earned Degree; by College, Academic Rank, and Sex: Fall 1981 . . . . .	31
Average Age, Average Years in Rank, and Average Years at UNO of all Full-Time Faculty; by College and Rank: Fall 1981 . . . . .	32
Distribution of Full-Time Faculty; by College, Rank, and Tenure Status: Fall 1981 . . . . .	33
PHYSICAL PLANT AND BUDGET . . . . .	35
University Buildings Space Summary as of June, 1982 . . . . .	36
Statement of Current Funds, Revenues, and Expenditures for the Year Ended June 30, 1981 . . . . .	39
LIBRARY . . . . .	43
University Library . . . . .	44
RESEARCH . . . . .	45
External Funding . . . . .	46
CENTERS AND INSTITUTES . . . . .	47
Centers and Institutes . . . . .	48





## LIST OF ILLUSTRATIONS

Percentage Age Distribution of Students: Fall 1981 . . . . .	14
Ten Largest Undergraduate Major Programs: Fall 1981 . . . . .	21
Five Largest Graduate Programs: Fall 1981 . . . . .	22
Ten Largest Departments or Programs in Terms of Fall Student Credit Hours Enrolled; Average of Fall 1980 and 1981 . . . . .	24
Number of Degrees Conferred; by College of Major or Concentration and Level of Degree: 1977-78 through 1980-81 . . . . .	26
Residence of Alumni: Fall 1979 . . . . .	28
Distribution of Full-Time Faculty; by College, Rank, and Tenure Status: Fall 1981 . . . . .	30
Map of the Campus . . . . .	3
Distribution of Current Revenues for the Year Ended June 30, 1981 . . . . .	4
Distribution of Current Expenditures for the Year Ended June 30, 1981 . . . . .	4





# THE UNIVERSITY OF NEBRASKA AT OMAHA

## Fact Book - 1982-83

### General Information



## UNIVERSITY OF NEBRASKA AT OMAHA

THE BOARD OF REGENTS  
University of Nebraska  
1982

Kermit R. Hansen, Omaha  
Robert R. Koefoot, M.D., Grand Island  
James H. Moylan, Omaha  
John W. Payne, Kearney  
Robert J. Prokop, M.D., Wilbur  
Edward Schwartzkopf, Lincoln  
Robert G. Simmons, Jr., Scottsbluff  
Kermit Wagner, Schuyler  
William F. Swanson, Corporation Secretary, Lincoln  
Ronald Roskens, President, Lincoln

THE ADMINISTRATION  
University of Nebraska at Omaha  
1982-83

Del D. Weber, Ed.D.  
Chancellor

Otto F. Bauer, Ph.D.,  
Vice Chancellor for Academic Affairs

Gary L. Carrico, M.B.A.,  
Vice Chancellor for Business & Finance

Richard E. Hoover, Ph.D.,  
Vice Chancellor for Educational &  
Student Services

Donald Leahy, M.S.,  
Director of Intercollegiate Athletics

## The Colleges

The College of Arts & Sciences  
Dean, John M. Newton, Ph.D.

The College of Fine Arts  
Dean, David L. Shrader, D.M.A.

The College of Business Administration  
Dean, Larry R. Trussell, Ph.D.

The College of Graduate Studies & Research  
Dean, Margaret P. Gessaman, Ph.D.

The College of Continuing Studies  
Dean, Alan S. Hackel, Ph.D.

The College of Home Economics  
Program Coordinator, Nila Magdanz, M.S.

The College of Education  
Dean, Donald A. Myers, Ph.D.

The College of Public Affairs & Community  
Service  
Dean, John E. Kerrigan, Ph.D.

The College of Engineering & Technology  
Associate Dean, Harold L. Davis,  
Ed.D.

The University Library  
Director, Robert S. Runyon, M.L.S.

Source: Office of Institutional Research



ACADEMIC DEPARTMENTS AND CHAIRPERSONS  
1982-83

<u>COLLEGE/DEPARTMENT</u>	<u>CHAIRPERSON/DIRECTOR</u>
<b>ARTS AND SCIENCES</b>	
Biology	Robert S. Egan
Black Studies	Julien Lafontant
Chemistry	Roger Hoburg
Communications	High Cowdin
English	Gordon Mundell
Foreign Languages	Richard Thill
Geography-Geology	Charles Gildersleeve
History	Oliver Pollak
Mathematics & Computer Science	Charles Downey
Philosophy & Religion	Russell Palmer
Physics	
Political Science	Kent Kirwan
Psychology	Kenneth Deffenbacher
Sociology	W. Boyd Littrell
<b>BUSINESS ADMINISTRATION</b>	
Accounting	David Buehlmann
Economics	William Hosek
Banking & Finance	Donald Hakala
Decision Sciences	Roger Hayen
General Business	Jack Hill
Insurance	
Law & Society	Frank Forbes
Management & Organizational Behavior	G. Vaughn Johnson
Marketing	David Ambrose
Real Estate & Land Use Economics	Roger Sindt
<b>EDUCATION</b>	
Educational Admin, Supervision, & Foundations	Robert O'Reilly
Counseling & Special Education	Sandra Squires
Teacher Education	Larry Albertson
Health, Physical Education, & Recreation	Richard Flynn
<b>FINE ARTS</b>	
Art	James Czarnecki
Dramatic Arts	Robert Welk
Fine Arts Press	Harry Duncan
Music	Roger Foltz
Writer's Workshop	Richard Duggin
<b>PUBLIC AFFAIRS AND COMMUNITY SERVICE</b>	
Criminal Justice	Vincent Webb
Gerontology	James A. Thorson
Goodrich Program	Audrey Forrest
Public Administration	David Hinton
Social Work	Sunny Andrews
Urban Studies	David Hinton
<b>UNIVERSITY LIBRARY</b>	
Circulations Services	Jay Starratt
Collection Development	John Reidelbach
Reference	Thomas Tollman
Technical Services	Carroll Varner

Source: Office of Institutional Research

## UNIVERSITY OF NEBRASKA AT OMAHA

## GOALS AND OBJECTIVES

The primary purposes of the University of Nebraska at Omaha are, first, to maintain a faculty of dynamic teacher-scholars of high character and competence who will inspire able and willing students to achieve to the maximum of their abilities and, second, to provide classroom laboratory, and library facilities adequately equipped to produce an environment conducive to learning of the highest order.

## GENERAL DESCRIPTION

With a student body of more than 15,000, the University of Nebraska at Omaha strives to treat each student as an individual, giving constant attention to the student's background, problems, and aspirations. Ample opportunity is provided for specialized study in terms of interest, talent, and ultimate vocational objective. Thus, the University is concerned that its graduates be good citizens who earn a better living and live a richer, fuller life.

A university may well be judged by the success of its graduates. For a half century since its founding, the University has furnished Omaha, the state of Nebraska, and the nation with graduates of sound intellectual training and strong character.

The University of Nebraska at Omaha is the administrative home of six colleges: Arts and Sciences, Business Administration, Continuing Studies, Education, Fine Arts, and Public Affairs and Community Service. In addition, two colleges administered by the University of Nebraska-Lincoln (Engineering and Technology and Home Economics) have a substantial in-residence program on the campus. Finally, at UNO there are a full range of graduate programs under the administrative aegis of the University-wide Graduate College.

The University, in addition to offering courses for college credit, designs training courses for thousands of business and industrial employees; provides



in-service training for elementary and secondary school teachers; conducts television classes for college credit on both commercial television and its own educational channel (KYNE-TV); and sponsors a wide variety of conferences, workshops, lectures, and fine arts events to enrich the college credit offerings.

The University of Nebraska at Omaha is a commuter campus, and has no on-campus housing for students.

#### ACCREDITATIONS

The University of Nebraska at Omaha is fully accredited by the North Central Association of Colleges and Secondary Schools, and has programs which are accredited or approved by the National Council for Accreditation of Teacher Education, the National Council on Social Work Education, the Engineers Council for Professional Development, the American Home Economics Association (for undergraduate programs), the American Dietetic Association, the American Assembly of Collegiate Schools of Business, the National Association of Schools of Public Affairs and Administration, and the American Chemical Society. Its courses are accepted for purposes of teacher certification by the Nebraska State Department of Education.

Course credits from the University of Nebraska at Omaha are accepted by other colleges and universities which are members of the North Central Association and by other regional accrediting agencies.

## UNIVERSITY OF NEBRASKA AT OMAHA

## HISTORY

What is now the University of Nebraska at Omaha was founded in 1908 as the University of Omaha, a private non-sectarian college, with a campus at 24th and Pratt Streets in northeast Omaha. The first term of the co-educational college began in 1909, under the leadership of Dr. Daniel E. Jenkins, with twenty students.

A movement to make the University a municipal institution began in 1929, and in May, 1930 the citizens of Omaha voted to establish the Municipal University of Omaha. In the summer of 1930, the Omaha Board of Education selected the first University Board of Regents who were inducted into office on July 1, 1930. In January, 1931 the new Board of Regents took over the University of Omaha and its properties.

The expansion of the new Municipal University of Omaha in the early 1930's led to a decision to move the campus to a 52-acre site southwest of Dodge and 60th Streets. In November, 1936 the University secured a grant from the Works Progress Administration which, together with some accrued building funds, financed the construction of a Georgian-style building. This building, now called Arts and Sciences Hall, was finished in 1938 and served as the sole campus building until the 1950's.

In July, 1968 the citizens of Omaha voted to transfer all University property to the University of Nebraska, and the former Municipal University of Omaha became the University of Nebraska at Omaha.

The University began rapid growth when it became a part of the University of Nebraska System. Enrollment was 8,730 in Fall, 1967 which was the last year as the Municipal University of Omaha. Three years later, enrollment was 13,185, a growth of 51 percent in the first three years as the University of Nebraska at Omaha. By Fall, 1981, enrollment had reached 15,369.



The Dodge Street campus has grown from its original 52 acres to its present 73 acres. Recent major new buildings on the Dodge Street campus have been the Performing Arts Center, College of Business Administration Building, University Library, and Health, Physical Education, and Recreation Building. In addition, the Peter Kiewit Conference Center was constructed in downtown Omaha.

## UNIVERSITY OF NEBRASKA AT OMAHA

## DEGREES AND PROGRAMS CURRENTLY OFFERED

## COLLEGE OF ARTS &amp; SCIENCES:

## B.A.

Degree programs in Biology; Black Studies; Chemistry; Journalism; Broadcasting; Speech Communication; Economics; English; French; German; Spanish; General Science; Geography; Geology; History; Interdisciplinary Studies; International Studies; Liberal Studies; Applied Mathematics; Computer Science; Mathematics; Philosophy; Religion; Physics; Political Science; Psychology; & Sociology.

## B.S.

Degree programs in Biology; Chemistry; Journalism; Broadcasting; Economics; Geography; Geology; History; Interdisciplinary Studies; Applied Mathematics; Computer Science; Physics; Political Science; & Psychology.

## M.A.

Degree programs in Biology; Communication; English; Geography; History; Mathematics; Political Science; Psychology; & Sociology.

## M.S.

Degree programs in Biology; General Science; Geography; Mathematics; Political Science; Educational Psychology; & Applied Sociology.

## M.A.T.

Degree program in Mathematics.

## Ed.S.

Degree program in School Psychology.

## Ph.D.

Degree program in Psychology.

In addition, the College of Arts & Sciences also offers the following pre-professional programs:

Dental; Dental Hygiene; Law; Medicine; Medical Technology; Nuclear Medicine Technology; Nursing; Optometry; Pharmacy; Physical Therapy; Physicians Assistant; Radiologic Technology; Veterinary; & Architecture.

## COLLEGE OF BUSINESS ADMINISTRATION:

## B.S.B.A.

Degree programs in Accounting; Banking; Business Finance; Law & Administration; Business Information Systems; Decision Sciences; Economics; Individually Designed Specialization; Insurance; Management & Organizational Behavior; Marketing (Marketing Management, Retail Management, Advertising Management, Industrial Marketing, Sales & Sales Management, Marketing Research, Fashion Merchandising); & Real Estate & Land Use Economics.

## M.B.A.

Degree programs in Business Administration; Marketing; Decision Sciences; Real Estate; Accounting; Economics; Management; Banking & Finance; Industrial Psychology; & Individually Designed Program.



M.A.

Degree program in Economics.

M.S.

Degree program in Economics.

COLLEGE OF EDUCATION:

B.S. in Education

Degree programs in Elementary and Early Childhood Education; Secondary/Post-Secondary Education; Counseling and Guidance; Special Education; School Health Education; Physical Education; Recreation/Leisure Studies; Community Health; Library Science; and Secretarial Science.

M.A.

Degree programs in Counseling and Guidance; Elementary Education; Mental Retardation; Physical Education; Secondary Education; and Speech Pathology.

M.S.

Degree programs in Counseling and Guidance; Educational Administration and Supervision; Elementary Education; Physical Education; Reading; Resource Teaching in Learning Disabilities; Secondary Education; Speech Pathology; Teaching the Emotionally Disturbed; Teaching the Hearing Impaired; Teaching the Mentally Retarded; and Urban Education.

Ed.S.

Degree program in Educational Administration and Supervision.

COLLEGE OF ENGINEERING:

A.S.E.T.

Degree programs in Construction Engineering Technology; Drafting Design Engineering Technology; Electronics Engineering Technology; Fire Protection Technology; & Manufacturing Engineering Technology.

B.S.C.E.

Degree program in Civil Engineering.

B.S.E.T.

Degree programs in Construction Engineering Technology; Drafting Design Engineering Technology; Electronics Engineering Technology; & Manufacturing Engineering Technology.

B.S.I.T.

Degree program in Industrial Technology.

M.S.

Degree program in Civil Engineering.

COLLEGE OF FINE ARTS:

B.A.

Degree programs in Art History; & Dramatic Arts.

B.F.A.

Degree programs in Studio Art; & Writer's Workshop/Creative Writing.

B.M.

Degree programs in Music Education; Music Performance; & Music Theory-Composition.

COLLEGE OF FINE ARTS, CONT.

B.S.  
Degree program in Music Merchandising.

M.A.  
Degree program in Dramatic Arts.

COLLEGE OF HOME ECONOMICS:

B.S.  
Degree programs in Community Services; Home Economics & Communications; Family & Individual in Later Years; & Restaurant & Institution Management. In addition, 18 options are available on an Intercampus basis with the Lincoln campus.

COLLEGE OF PUBLIC AFFAIRS & COMMUNITY SERVICE:

B.S.  
Degree programs in Public Administration & Urban Studies.

B.S.W.  
Degree program in Social Work.

B.S.C.J.  
Degree program in Criminal Justice.

Certificate  
Certificate program in Gerontology.

M.A.  
Degree program in Criminal Justice.

M.S.W.  
Degree program in Social Work.

M.P.A.  
Degree Program in Public Administration.

M.S.  
Degree Program in Criminal Justice & Urban Studies.

COLLEGE OF CONTINUING STUDIES:

B.G.S.  
General Studies Degree program with a variety of specializations.



# UNIVERSITY OF NEBRASKA AT OMAHA

## Fact Book - 1982-83

### Students and Alumni



UNIVERSITY OF NEBRASKA AT OMAHA  
SUMMARY PROFILE OF FALL 1981 ON-CAMPUS STUDENTS

University on-campus enrollment for Fall, 1981 is 15,369.

The percentage of students by sex is 49.5% male and 50.5% female.

Part-time (less than 12 hours) students comprise 54.22% of the enrollment.

Average age of all students is 26.0 years old.

Undergraduate students in the colleges of Arts & Sciences and Business Administration make up 43.22% of the student body.

Graduate students make up 13.41% of the student body.



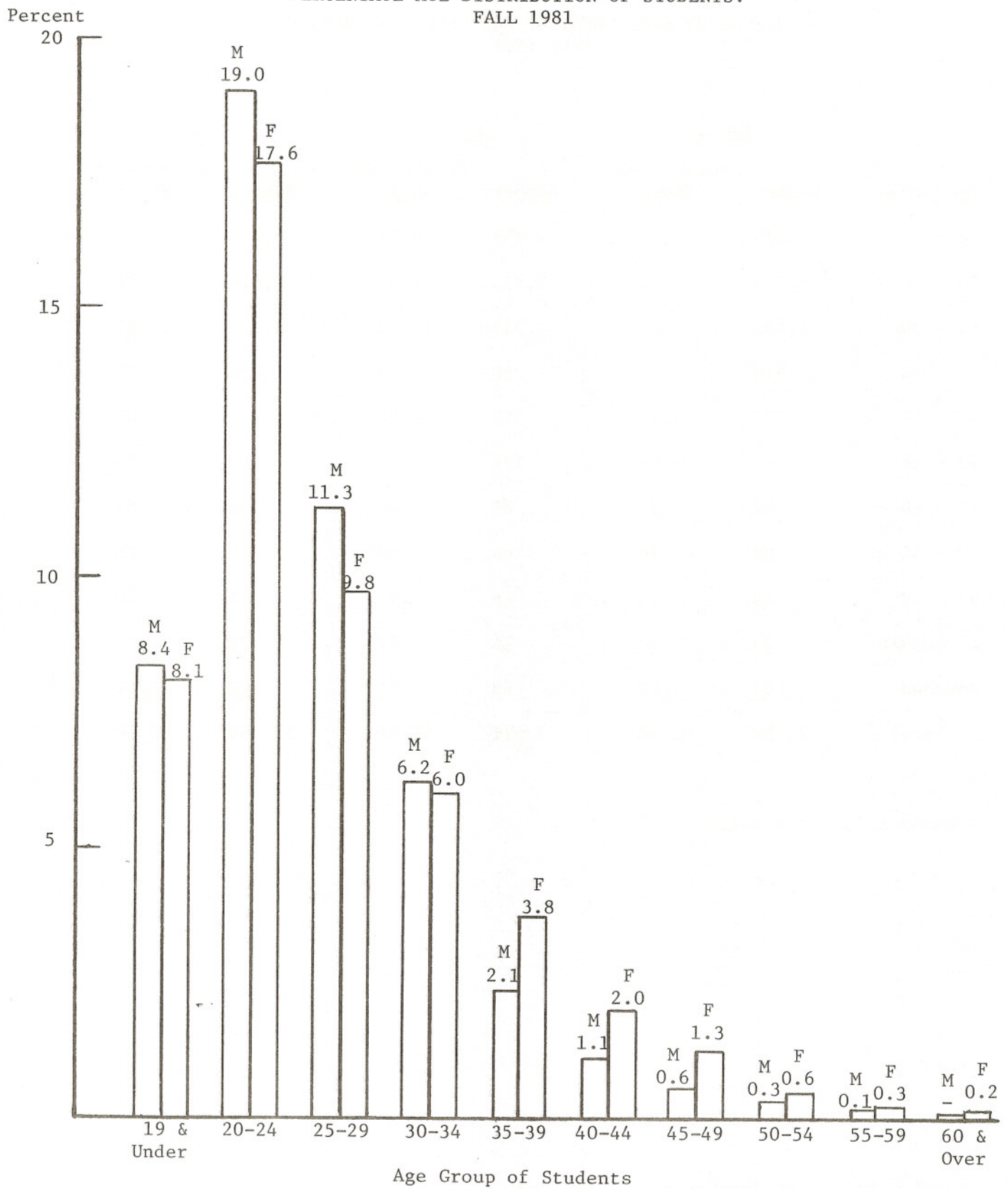
UNIVERSITY OF NEBRASKA AT OMAHA  
ON-CAMPUS ENROLLMENT BY AGE GROUP AND SEX:  
FALL 1981

<u>Age Group</u>	<u>Female</u>		<u>Male</u>		<u>Total</u>	
	<u>Number</u>	<u>Percent of Whole</u>	<u>Number</u>	<u>Percent of Whole</u>	<u>Number</u>	<u>Percent of Whole</u>
16 - 19	1,289	8.39	1,251	8.14	2,540	16.53
20 - 24	2,705	17.60	2,913	18.95	5,618	36.55
25 - 29	1,502	9.77	1,737	11.30	3,239	21.07
30 - 34	919	5.98	958	6.23	1,877	12.21
35 - 39	576	3.75	323	2.10	899	5.85
40 - 44	306	1.99	176	1.15	482	3.14
45 - 49	197	1.28	85	.55	282	1.83
50 - 54	89	.58	46	.30	135	.88
55 - 59	43	.28	18	.12	61	.40
60 & Over	25	.16	11	.07	36	.23
Unknown	<u>107</u>	<u>.70</u>	<u>93</u>	<u>.61</u>	<u>200</u>	<u>1.31</u>
Total	7,758	50.48	7,611	49.52	15,369	100.00

AVERAGE AGE: 26.0 years

Source: Office of Institutional Research

## UNIVERSITY OF NEBRASKA AT OMAHA

PERCENTAGE AGE DISTRIBUTION OF STUDENTS:  
FALL 1981

Source: Office of Institutional Research



ON-CAMPUS ENROLLMENT BY COLLEGE  
AND MAJOR: FALL 1981

<u>College, Major</u>	<u>Number of Students</u>	<u>Percent of Whole</u>
ARTS & SCIENCES:	3,077	20.021
Art History	6	.039
Biology	259	1.685
Black Studies	4	.026
Broadcasting	164	1.067
Chemistry	104	.677
Computer Science	407	2.648
Dental Hygiene	29	.189
Dramatic Arts	3	.019
Economics	13	.085
English	75	.488
French	15	.097
General Science	25	.163
Geography	79	.514
German	9	.059
History	45	.293
Individually Designed	12	.078
Interdisc. Studies	18	.117
International Studies	21	.137
Journalism	163	1.061
Liberal Studies	10	.065
Mathematics	73	.475
Medical Technology	103	.670
Nuclear Med Tech	5	.033
Nursing	252	1.640
Philosophy	12	.078
Physical Therapy	61	.397
Physician's Asst	27	.176
Physics	41	.267
Political Science	93	.605
Psychology	225	1.464
Radiologic Tech	26	.169
Religion	10	.065
Sociology	45	.293
Spanish	9	.059
Speech	22	.143
Undeclared	612	3.982
BUSINESS ADMINISTRATION	3,566	23.203
Accounting	895	5.823
Advertising Mgt.	30	.195
Banking & Finance	163	1.061
Bus. Admin. & Law	273	1.776
Bus. Ed.	2	.013
Bus. Info. Systems	66	.429
Civil Engineering	1	.007
Decision Sciences	31	.202
Economics	37	.241
Fashion Merchandising	21	.137
Individually Designed	19	.124

<u>College, Major</u>	<u>Number of Students</u>	<u>Percent of Whole</u>
BUSINESS ADMINISTRATION, CONT.		
Indus. Engr. Tech	1	.007
Indus. Marketing	8	.052
Insurance	30	.195
M.B.A. Preparatory	147	.956
Management	393	2.557
Marketing	227	1.477
Real Estate	77	.501
Retail Management	24	.156
Undeclared	1,121	7.294
CONTINUING STUDIES		
	1,352	8.797
Art	5	.033
Biology	23	.150
Broadcasting	6	.039
Chemistry	6	.039
Communications	44	.286
Computer Science	125	.813
Criminal Justice	62	.403
Economics	9	.059
Electronics Eng. Tech	1	.007
English	14	.091
General Administration	279	1.815
General Business	1	.007
General Science	15	.097
General Studies	37	.241
Geography	13	.085
German	3	.019
Gerontology	5	.033
Health Education	2	.013
History	23	.150
Human Service Delivery	14	.091
Journalism	11	.071
Library Media	2	.013
Mathematics	3	.019
Music	2	.013
Philosophy	2	.013
Physical Education	11	.071
Physics	2	.013
Political Science	18	.117
Psychology	62	.403
Public Administration	1	.007
Recreation	7	.046
Religion	2	.013
Sociology	29	.189
Spanish	1	.007
Speech	3	.019
Undeclared	507	3.299
Urban Studies	2	.013
EDUCATION		
	1,268	8.250
Art	14	.091
Biology	11	.071
Business Education	17	.111



<u>College, Major</u>	<u>Number of Students</u>	<u>Percent of Whole</u>
EDUCATION, CONT.		
Core Program	1	.007
Distributive Education	4	.026
Early Childhood Education	4	.026
Economics	2	.013
Educ. for the Deaf	37	.241
Elementary Education	454	2.954
English	32	.208
French	3	.019
General Science	1	.007
Geography	1	.007
Health Education	32	.208
History	29	.189
Industrial Arts	2	.013
Journalism	4	.026
Library Science	20	.130
Mathematics	33	.215
Music	10	.065
Physical Education	166	1.080
Physics	2	.013
Political Science	2	.013
Psychology	7	.045
Recreation	49	.319
Secondary Education	34	.221
Secretarial Science	36	.234
Social Studies	11	.071
Sociology	5	.033
Spanish	6	.039
Special Education	18	.117
Speech	3	.019
Speech Pathology	35	.228
Teaching Mentally Retarded	47	.306
Undeclared	120	.781
Urban Education	1	.007
Vocational Office Education	15	.097
ENGINEERING-TECH		
Architecture	4	.026
Chemical Engineering	5	.033
Civil Engineering	176	1.145
Const Engr Tech	173	1.126
Draft Des Engr Tech	175	1.139
Elec Engineering	6	.039
Electronics Eng Tech	336	2.186
Fire Protection Tech	46	.299
Indus Engr Tech	75	.488
Indus Tech	97	.631
Interdisc Studies	4	.026
Mech Eng. Tech	22	.143
Pre-Civil Engineering	88	.573
Pre-Engineering Tech	1	.007
Undeclared	9	.059

<u>College, Major</u>	<u>Number of Students</u>	<u>Percent of Whole</u>
FINE ARTS	338	2.199
Art Education	8	.052
Art History	8	.052
Dramatic Art Education	5	.033
Dramatic Arts	38	.247
Individually Designed	7	.046
Music - Performing	63	.410
Music Educ-Instrmntal	43	.280
Music Educ-Vocal	4	.026
Music Merchandising	3	.019
Studio Art	107	.696
Undeclared	22	.143
Writers Workshop	30	.195
GRADUATE	2,061	13.410
Accounting	2	.013
Agency Counseling	75	.488
Art	1	.007
Biology	51	.332
Bus Admin & Law	346	2.251
Chemistry	4	.026
Col Studt Persnnl Ser	28	.182
Counseling The Aging	9	.059
Criminal Justice	29	.189
Dramatic Arts	9	.059
Economics	22	.143
Educ Administration	49	.319
Educ for the Deaf	13	.085
Educ Psychology	6	.039
Educational Foundations	33	.215
Elementary Admin	37	.241
Elementary Counseling	19	.124
Elementary Education	158	1.028
English	66	.429
French	2	.013
Geography	37	.241
German	1	.007
Gerontology	20	.130
History	18	.117
Indus Psychologist	29	.189
Library Science	1	.007
M.B.A. Preparatory	1	.007
Mathematics	32	.208
Medical Technology	1	.007
Music	1	.007
Music Educ-Instrmntal	1	.007
Physical Education	61	.397
Political Science	16	.104
Psychology	64	.416
Public Administration	73	.475
Reading	64	.416
School Psychologist	7	.045
Secondary Administration	73	.475
Secondary Counseling	33	.215

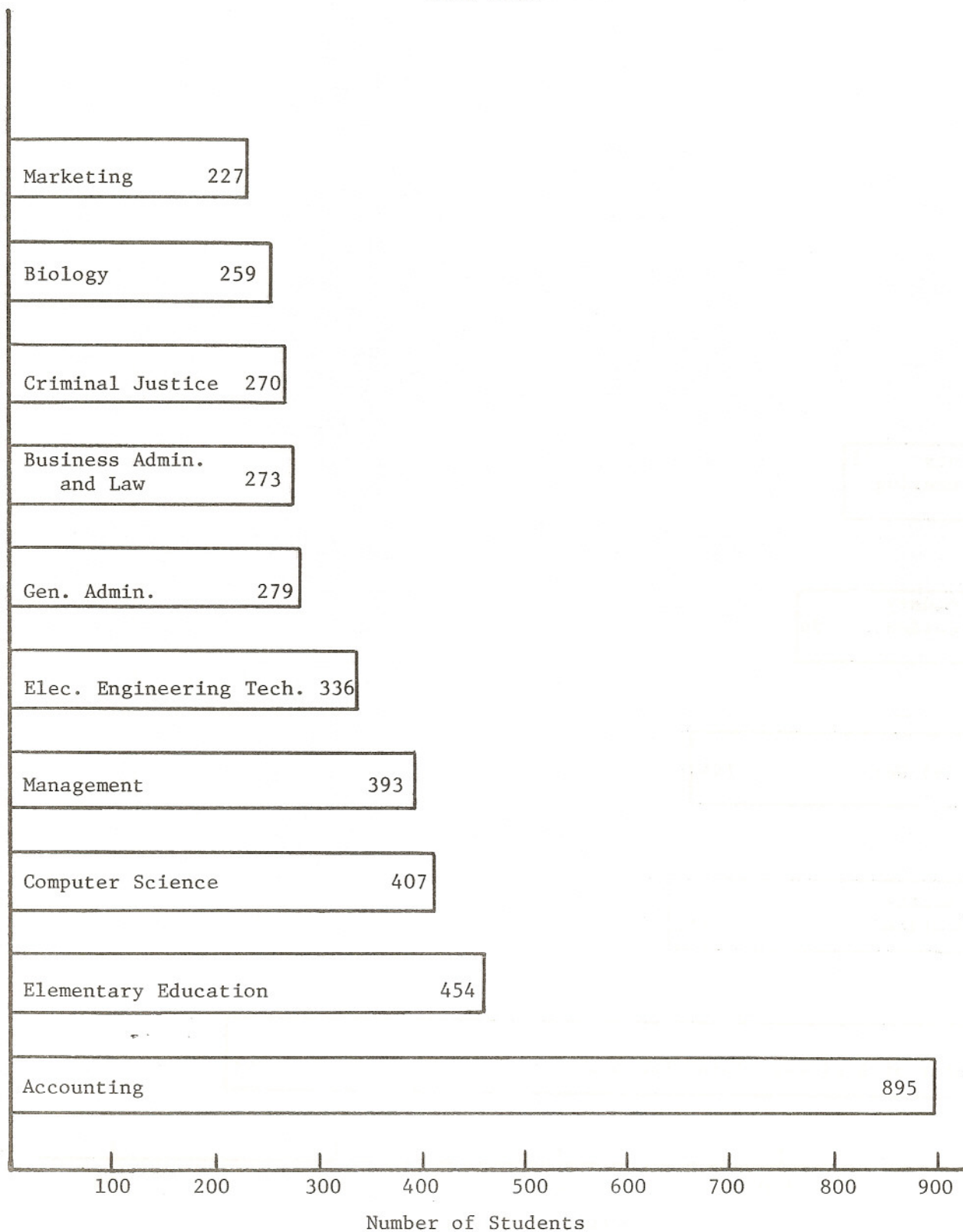


<u>College, Major</u>	<u>Number of Students</u>	<u>Percent of Whole</u>
GRADUATE, CONT.		
Secondary Education	96	.625
Social Welfare	2	.013
Social Work	144	.937
Sociology	29	.189
Spec Learning Disabilities	65	.423
Special Education	26	.169
Speech	38	.247
Speech Pathology	42	.273
Teach Emotionally Disturbed	27	.176
Teaching Mentally Retarded	26	.169
Undeclared	35	.228
Urban Education	24	.156
Urban Studies	15	.097
HOME ECONOMICS		
	242	1.574
Community Services	13	.085
Dietetics	40	.260
Fashion Design	2	.013
Fashion Merchandising	6	.039
Hum Dev & Family	10	.065
Individually Designed	70	.455
Interior Design	58	.377
Undeclared	39	.254
Vocational Ed in Home Ec	4	.026
PUBLIC AFFAIRS & COMMUNITY SERVICE		
	472	3.071
Corrections	1	.007
Criminal Justice	270	1.757
Individually Designed	1	.007
Law Enforcement	15	.097
Public Administration	19	.124
Social Welfare	139	.904
Undeclared	22	.143
Urban Studies	5	.033
AFFILIATE NURSE		
	166	1.080
Nursing	165	1.073
Undeclared	1	.007
INTER-CAMPUS		
	342	2.225
Agency Counseling	1	.007
Bus Admin & Law	1	.007
Civil Engineering	1	.007
Dietetics	1	.007
Elec Engineering	1	.007
Indus Engineering	1	.007
Indus Engr Tech	1	.007
M.B.A. Preparatory	1	.007
Mathematics	1	.007
Music	1	.007
Nursing	17	.111

<u>College, Major</u>	<u>Number of Students</u>	<u>Percent of Whole</u>
INTER-CAMPUS, CONT.		
Physical Therapy	3	.019
Psychology	1	.007
Radiologic Technology	1	.007
Social Welfare	1	.007
Social Work	1	.007
Teaching Mentally Retarded	1	.007
Undeclared	307	1.997
NON-DEGREE	592	3.852
Accounting	1	.007
Banking & Finance	2	.013
Business Info. Systems	1	.007
Computer Science	1	.007
General Studies	1	.007
Undeclared	586	3.813
UNIVERSITY DIVISION	676	4.400
Accounting	1	.007
History	1	.007
Journalism	1	.007
Undeclared	673	4.379
GRAND TOTAL	15,369	100.000

Source: Office of Institutional Research

## UNIVERSITY OF NEBRASKA AT OMAHA

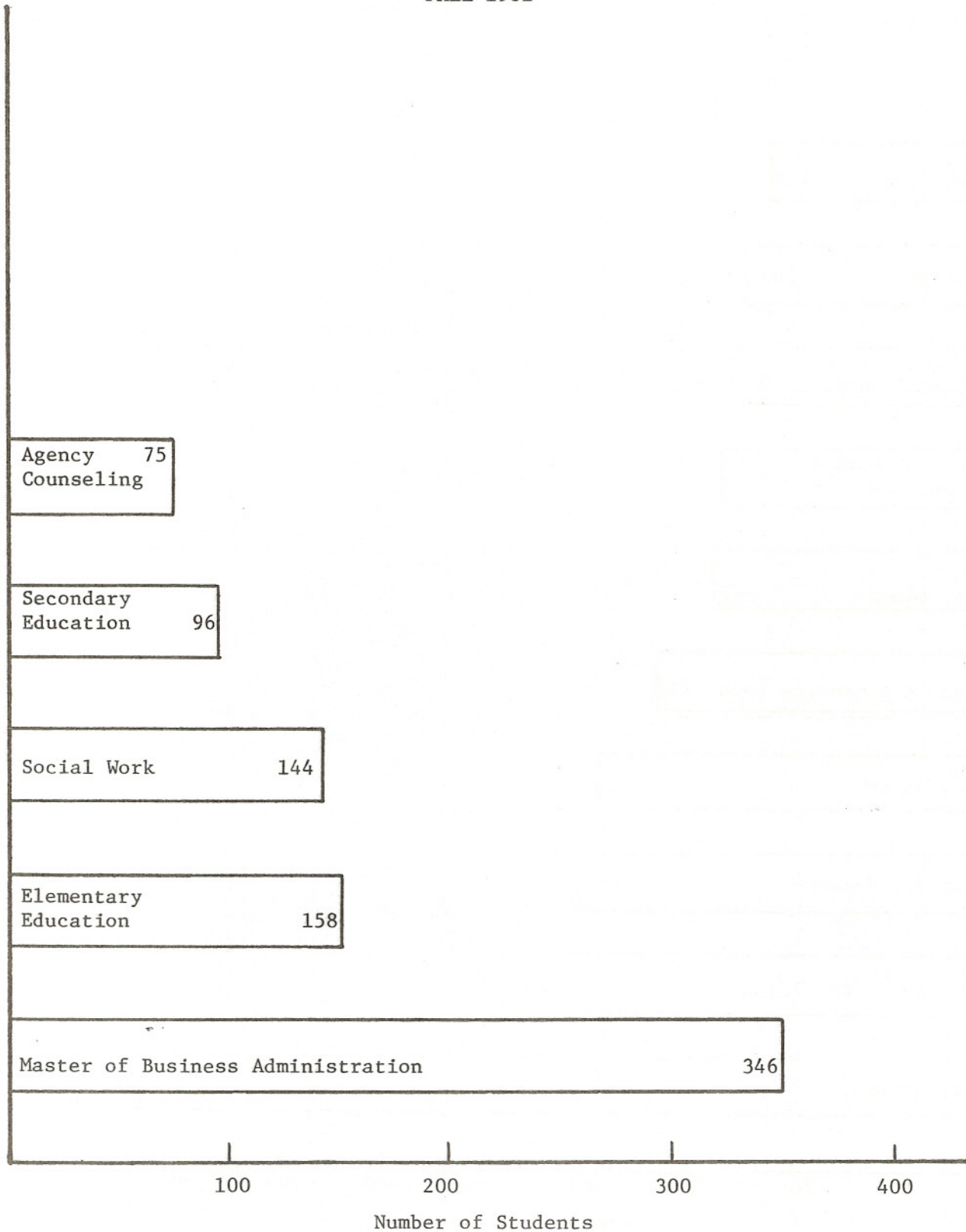
TEN LARGEST UNDERGRADUATE MAJOR PROGRAMS :  
FALL 1981

Source: Office of Institutional Research



UNIVERSITY OF NEBRASKA AT OMAHA

FIVE LARGEST GRADUATE PROGRAMS:  
FALL 1981



Source: Office of Institutional Research

## UNIVERSITY OF NEBRASKA AT OMAHA

23

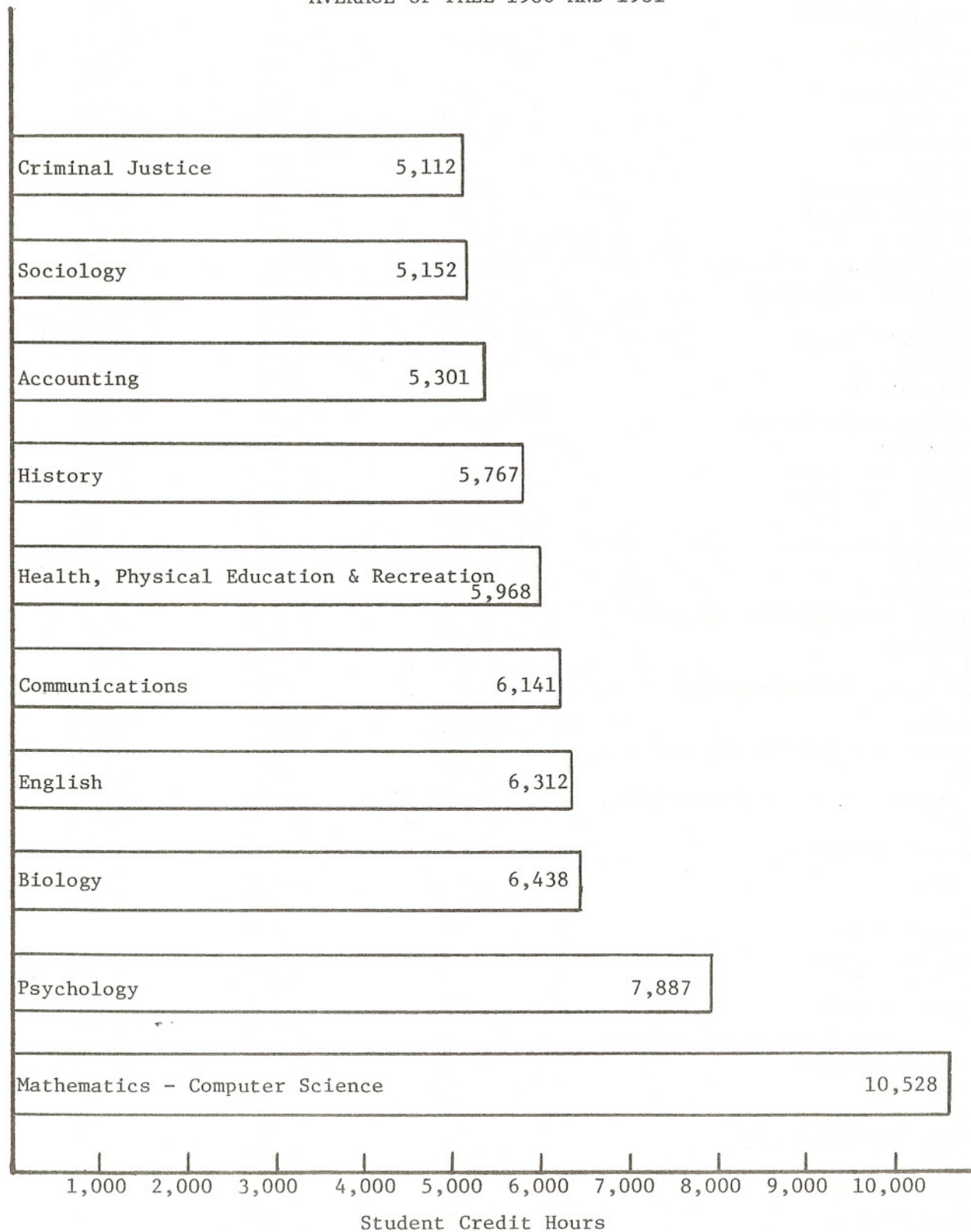
STUDENT CREDIT HOURS ENROLLED;  
BY COLLEGE AND DEPARTMENT IN  
ON-CAMPUS CLASSES: FALL 1979 TO 1981

<u>College, Department</u>	<u>Fall Semester SCH</u>		
	<u>1979</u>	<u>1980</u>	<u>1981</u>
ARTS & SCIENCES	69,629	71,863	70,970
Biology	6,298	6,373	6,504
Black Studies	696	888	996
Chemistry	3,819	3,909	3,709
Communication	5,886	5,979	6,303
English	6,746	6,109	6,514
Foreign Languages	3,185	3,216	3,044
Geography-Geology	4,573	4,558	4,741
History	5,193	5,562	5,972
Math & Computer Science	9,764	11,011	10,046
Philosophy & Religion	4,845	4,714	4,687
Physics	2,529	3,031	2,796
Political Science	2,808	2,997	3,096
Psychology	7,896	8,183	7,591
Sociology	5,391	5,333	4,971
BUSINESS ADMINISTRATION	23,184	22,715	23,567
Accounting	5,403	5,352	5,250
Banking & Finance	1,818	1,725	2,226
Decision Sciences	2,355	2,502	2,741
Economics	3,579	3,345	3,504
General Business	1,842	1,374	1,512
Insurance	477	447	609
Law & Society	1,434	1,632	1,752
Managmt & Organizatnl Behavior	1,368	1,643	1,716
Marketing	1,599	1,836	1,773
M.B.A.	1,158	1,191	1,221
Real Estate & Land Use Econ	2,010	1,668	1,263
EDUCATION	16,205	16,297	16,659
Counseling & Special Education	3,579	3,237	2,881
CORE	2,075	2,125	2,196
Ed Admin, Superv, & Foundations	1,479	1,240	1,391
HPER	4,670	5,878	6,058
Teacher Education	4,402	3,817	4,133
FINE ARTS	5,053	5,306	5,097
Art	2,115	2,094	1,974
Dramatic Arts	895	875	769
Fine Arts Press	57	57	42
Music	1,665	1,659	1,786
Writers Workshop	321	621	526
PUBLIC AFFAIRS & COMMUNITY SERVICE	8,629	9,054	9,578
Criminal Justice	4,003	5,016	5,207
Gerontology	534	432	510
Goodrich Program	456	348	444
Public Administration	817	607	632
Social Work	2,508	2,442	2,503
Urban Studies	311	209	282
OTHER CURRICULA	511	537	521
TOTAL CAMPUS	<u>123,211</u>	<u>125,772</u>	<u>126,392</u>

Source: Office of Institutional Research

## UNIVERSITY OF NEBRASKA AT OMAHA

TEN LARGEST DEPARTMENTS OR PROGRAMS IN TERMS  
OF FALL STUDENT CREDIT HOURS ENROLLED;  
AVERAGE OF FALL 1980 AND 1981



Source: Office of Institutional Research



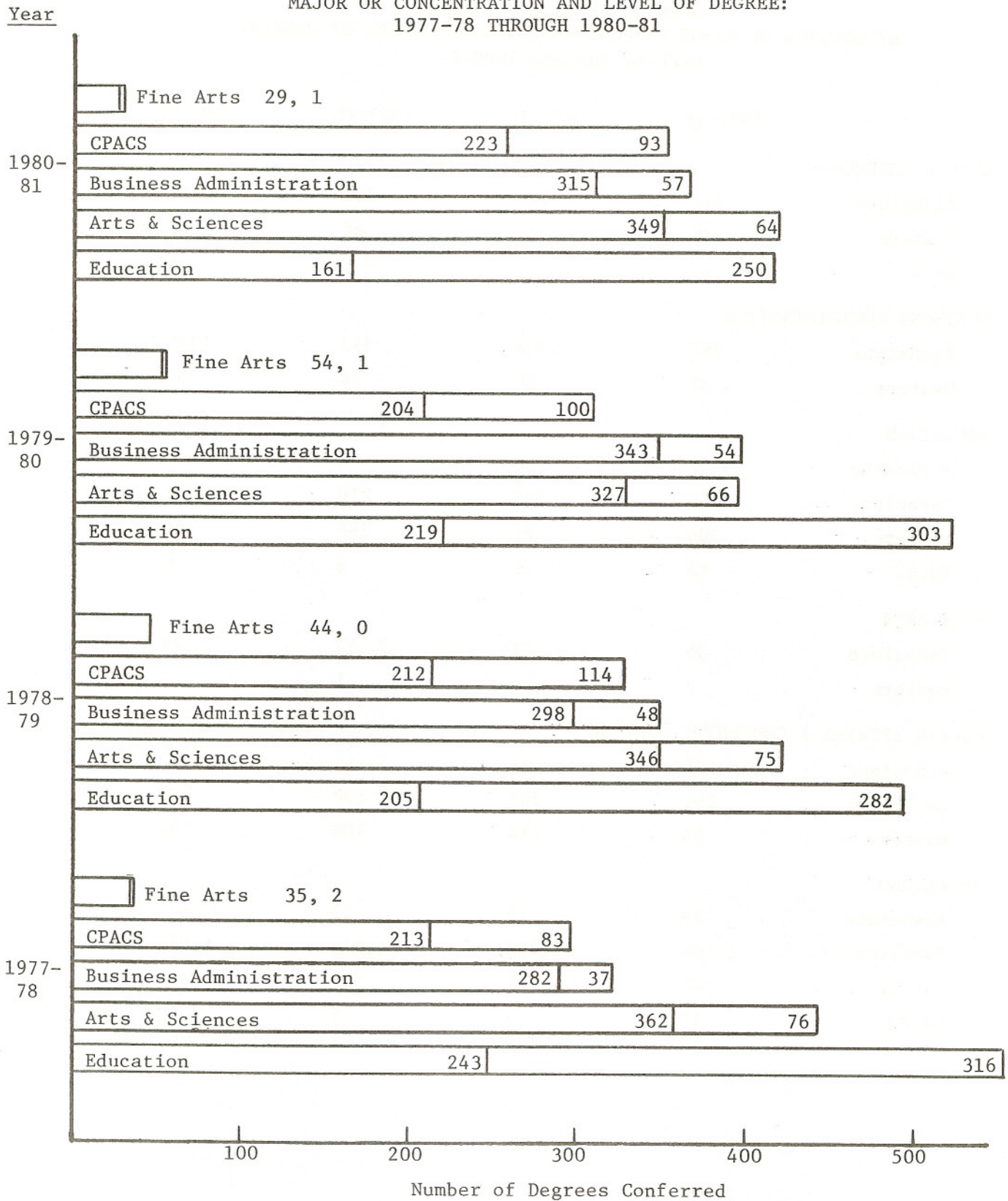
UNIVERSITY OF NEBRASKA AT OMAHA  
NUMBER OF DEGREES CONFERRED ;  
BY COLLEGE OF MAJOR OR CONCENTRATION AND LEVEL OF DEGREE:  
1977-78 THROUGH 1980-81

	<u>1977-78</u>	<u>1978-79</u>	<u>1979-80</u>	<u>1980-81</u>
<b>ARTS &amp; SCIENCES</b>				
Bachelors	362	346	327	349
Masters	76	75	66	63
Ed.S.	--	--	--	1
<b>BUSINESS ADMINISTRATION</b>				
Bachelors	282	298	343	315
Masters	37	48	54	57
<b>EDUCATION</b>				
Associate	7	8	9	--
Bachelors	236	197	210	161
Masters	304	274	298	244
Ed.S.	12	8	5	6
<b>FINE ARTS</b>				
Bachelors	35	44	54	29
Masters	2	--	1	1
<b>PUBLIC AFFAIRS &amp; COMMUNITY SERVICE</b>				
Associate	22	11	14	--
Bachelors	191	201	190	223
Masters	83	114	100	93
<b>TOTAL UNO</b>				
Associate	29	19	23	--
Bachelors	1,106	1,086	1,124	1,077
Masters	502	511	519	458
Ed.S.	12	8	5	7

Source: Office of Institutional Research

UNIVERSITY OF NEBRASKA AT OMAHA

NUMBER OF DEGREES CONFERRED; BY COLLEGE OF MAJOR OR CONCENTRATION AND LEVEL OF DEGREE: 1977-78 THROUGH 1980-81



NOTE: The left side of each bar represents Associate and Bachelors degrees; the right side represents graduate degrees.

Source: Office of Institutional Research

## UNIVERSITY OF NEBRASKA AT OMAHA

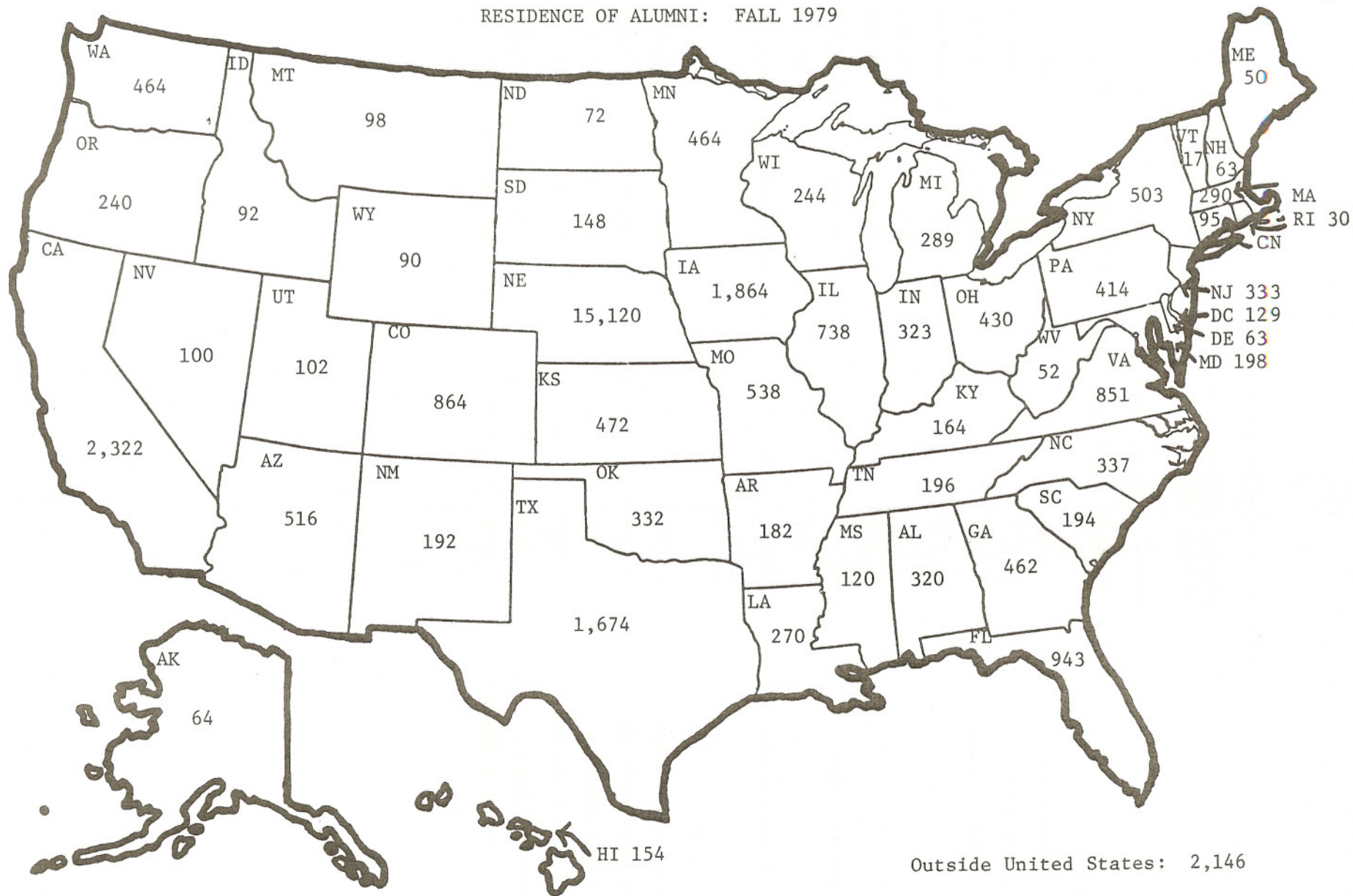
STUDENT FINANCIAL AID:  
1980-81 AND 1981-82

	Number of Recipients		Dollar Value	
	<u>1980-81</u>	<u>1981-82</u>	<u>1980-81</u>	<u>1981-82</u>
NEED BASED				
Tuition Remission	511	560	\$ 327,643	\$ 364,588
Regents' Special Aid	121	125	72,840	80,617
Other State Programs	200	175	100,000	80,000
BEOG	2,708	2,530	2,025,924	1,900,000
SSIG	194	145	97,784	73,305
SEOG	342	310	173,015	163,850
Fed Insured Loans	4,725	5,130	10,580,000	11,500,000
Nat'l Direct Loans	763	765	477,199	480,000
Total NEED BASED	9,564	9,740	\$13,854,405	\$14,642,360
ABILITY BASED				
Regents' Special Aid	200	200	\$ 156,391	\$ 180,581
U of N Foundation Aid	49	50	38,007	40,000
Honors Scholarships	36	36	22,110	25,797
Regents' Graduate Aid	153	110	13,247	18,948
Gift Scholarships	215	230	107,435	110,000
Total ABILITY BASED	653	626	\$ 337,190	\$ 375,326
Total Aid	10,217	10,366	\$14,191,595	\$15,017,686



UNIVERSITY OF NEBRASKA AT OMAHA

RESIDENCE OF ALUMNI: FALL 1979



Source: UNO Alumni Association

# UNIVERSITY OF NEBRASKA AT OMAHA

## Fact book - 1982-83

### Faculty





## UNIVERSITY OF NEBRASKA AT OMAHA

FULL-TIME FACULTY AVERAGE SALARIES;  
 BY COLLEGE, ACADEMIC RANK, AND SEX:  
 FALL 1981

<u>College, Rank</u>	<u>Female</u>		<u>Male</u>		<u>Both Sexes</u>	
	<u>Number</u>	<u>Average Salary</u>	<u>Number</u>	<u>Average Salary</u>	<u>Number</u>	<u>Average Salary</u>
<b>ARTS &amp; SCIENCES</b>						
Professor	3	\$26,292	45	\$28,015	48	\$27,908
Associate Professor	7	22,938	46	24,243	53	24,070
Assistant Professor	13	18,709	45	19,004	58	18,938
Instructor	9	14,761	5	17,613	14	15,780
Assistant Instructor	4	10,925	2	9,250	6	10,366
College Total	36	\$18,311	143	\$23,340	179	\$22,329
<b>BUSINESS ADMINISTRATION</b>						
Professor	1	\$28,993	22	\$34,271	23	\$34,041
Associate Professor	1	32,000	12	30,708	13	30,807
Assistant Professor	3	22,184	10	23,348	13	23,080
Instructor	3	22,448	8	19,601	11	20,378
College Total	8	\$24,361	52	\$29,091	60	\$28,461
<b>EDUCATION</b>						
Professor	2	\$27,188	26	\$30,134	28	\$29,924
Associate Professor	4	24,340	11	24,516	15	24,469
Assistant Professor	10	18,966	10	19,506	20	19,236
Instructor	3	14,982	--	--	3	14,982
College Total	19	\$20,334	47	\$26,558	66	\$24,766
<b>FINE ARTS</b>						
Professor	1	\$27,253	6	\$30,372	7	\$29,927
Associate Professor	--	--	6	23,680	6	23,680
Assistant Professor	1	15,000	8	20,942	9	20,282
Instructor	1	15,000	2	17,169	3	16,446
College Total	3	\$19,084	22	\$23,918	25	\$23,338
<b>LIBRARY</b>						
Assistant Professor	5	\$15,450	4	\$17,381	9	\$16,308
Instructor	2	12,326	3	13,869	5	13,251
College Total	7	\$14,557	7	\$15,876	14	\$15,216
<b>PUBLIC AFFAIRS AND COMMUNITY SERVICE</b>						
Professor	--	--	9	\$32,066	9	\$32,066
Associate Professor	5	24,724	11	26,340	16	25,835
Assistant Professor	6	21,170	7	21,567	13	21,383
Instructor	--	--	3	17,793	3	17,793
College Total	11	\$22,785	30	\$26,089	41	\$25,203
<b>TOTAL UNO</b>						
Professor	7	\$27,071	108	\$30,268	115	\$30,074
Associate Professor	17	24,326	86	25,409	103	25,230
Assistant Professor	38	18,913	84	19,902	122	19,594
Instructor	18	15,822	21	17,819	39	16,897
Assistant Instructor	4	10,925	2	9,250	6	10,366
University Total	84	\$19,646	301	\$24,979	385	\$23,815

Source: Office of Institutional Research



FULL-TIME FACULTY HIGHEST EARNED DEGREE;  
BY COLLEGE, ACADEMIC RANK, AND SEX:  
FALL 1981

College, Rank	Female Percentage		Male Percentage		Both Sexes Percentage	
	Less-than Doctoral	Doctoral	Less-than Doctoral	Doctoral	Less-than Doctoral	Doctoral
<b>ARTS &amp; SCIENCES</b>						
Professor	--	100.0	2.2	97.8	2.1	97.9
Associate Professor	--	100.0	8.7	91.3	7.5	92.5
Assistant Professor	30.8	69.2	20.0	80.0	22.4	77.6
Instructor	88.9	11.1	100.0	--	92.9	7.1
Assistant Instructor	75.0	25.0	100.0	--	83.3	16.7
College Total	38.9	61.1	15.4	84.6	20.1	79.9
<b>BUSINESS ADMINISTRATION</b>						
Professor	--	100.0	13.6	84.4	13.0	87.0
Associate Professor	--	100.0	8.3	91.7	7.7	92.3
Assistant Professor	66.7	33.3	60.0	40.0	61.5	38.5
Instructor	100.0	--	100.0	--	100.0	--
College Total	62.5	37.5	34.6	65.4	38.3	61.7
<b>EDUCATION</b>						
Professor	--	100.0	--	100.0	--	100.0
Associate Professor	25.0	75.0	--	100.0	6.7	93.3
Assistant Professor	40.0	60.0	30.0	70.0	35.0	65.0
Instructor	100.0	--	--	--	100.0	--
College Total	42.1	57.9	6.4	93.6	19.7	80.3
<b>FINE ARTS</b>						
Professor	--	100.0	50.0	50.0	42.9	57.1
Associate Professor	--	--	66.7	33.3	66.7	33.3
Assistant Professor	--	100.0	62.5	37.5	55.6	54.4
Instructor	--	100.0	--	100.0	--	100.0
College Total	33.3	67.7	63.6	36.4	60.0	40.0
<b>LIBRARY</b>						
Assistant Professor	100.0	--	100.0	--	100.0	--
Instructor	100.0	--	100.0	--	100.0	--
College Total	100.0	--	100.0	--	100.0	--
<b>PUBLIC AFFAIRS AND COMMUNITY SERVICE</b>						
Professor	--	--	11.1	88.9	11.1	88.9
Associate Professor	40.0	60.0	9.1	90.9	18.8	81.2
Assistant Professor	16.7	83.3	--	100.0	7.7	92.3
Instructor	--	--	100.0	--	100.0	--
College Total	27.3	72.7	16.7	83.3	19.5	80.5
<b>TOTAL UNO</b>						
Professor	--	100.0	7.4	92.6	7.0	93.0
Associate Professor	17.6	82.4	11.6	88.4	12.6	87.4
Assistant Professor	42.1	57.9	32.1	67.9	35.2	64.8
Instructor	94.4	5.6	100.0	--	97.4	2.6
Assistant Instructor	75.0	25.0	100.0	--	83.3	16.7
University Total	46.4	53.6	22.6	77.3	27.8	72.2

Source: Office of Institutional Research

AVERAGE AGE, AVERAGE YEARS IN RANK, AND AVERAGE YEARS AT UNO  
OF ALL FULL-TIME FACULTY; BY COLLEGE AND RANK:  
FALL 1981

<u>College, Rank</u>	<u>Number</u>	<u>Average Age</u>	<u>Average Years in Rank</u>	<u>Average Years at UNO</u>
<b>ARTS &amp; SCIENCES</b>				
Professor	48	48.6	6.5	14.3
Associate Professor	53	42.1	4.7	10.4
Assistant Professor	58	38.8	4.4	6.7
Instructor	14	35.5	1.9	2.4
Assistant Instructor	6	33.8	2.6	2.6
College Total	179	42.0	4.8	9.4
<b>BUSINESS ADMINISTRATION</b>				
Professor	23	51.3	9.3	14.8
Associate Professor	13	42.3	4.2	5.8
Assistant Professor	13	39.6	3.3	4.3
Instructor	11	36.4	.6	.8
College Total	60	44.1	5.3	8.0
<b>EDUCATION</b>				
Professor	28	49.1	8.3	14.8
Associate Professor	15	43.4	6.2	9.6
Assistant Professor	20	41.5	4.3	5.6
Instructor	3	29.3	.3	.3
College Total	66	44.6	6.3	10.1
<b>FINE ARTS</b>				
Professor	7	50.4	6.7	14.1
Associate Professor	6	43.8	5.6	8.8
Assistant Professor	9	37.6	3.8	4.0
Instructor	3	34.6	.6	.6
College Total	25	42.3	4.7	7.6
<b>LIBRARY</b>				
Assistant Professor	9	45.7	.5	7.7
Instructor	5	31.0	.2	.2
College Total	14	40.5	.4	5.0
<b>PUBLIC AFFAIRS AND COMMUNITY SERVICE</b>				
Professor	9	53.0	6.7	11.0
Associate Professor	16	45.1	3.6	7.8
Assistant Professor	13	37.9	3.0	4.0
Instructor	3	37.0	3.3	3.3
College Total	41	44.0	4.1	6.9
<b>TOTAL UNO</b>				
Professor	115	49.7	7.5	14.2
Associate Professor	103	42.9	4.7	9.2
Assistant Professor	122	39.7	3.8	5.8
Instructor	39	34.7	1.2	1.4
Assistant Instructor	6	33.8	2.6	2.6
University Total	385	42.9	4.9	8.7

Source: Office of Institutional Research



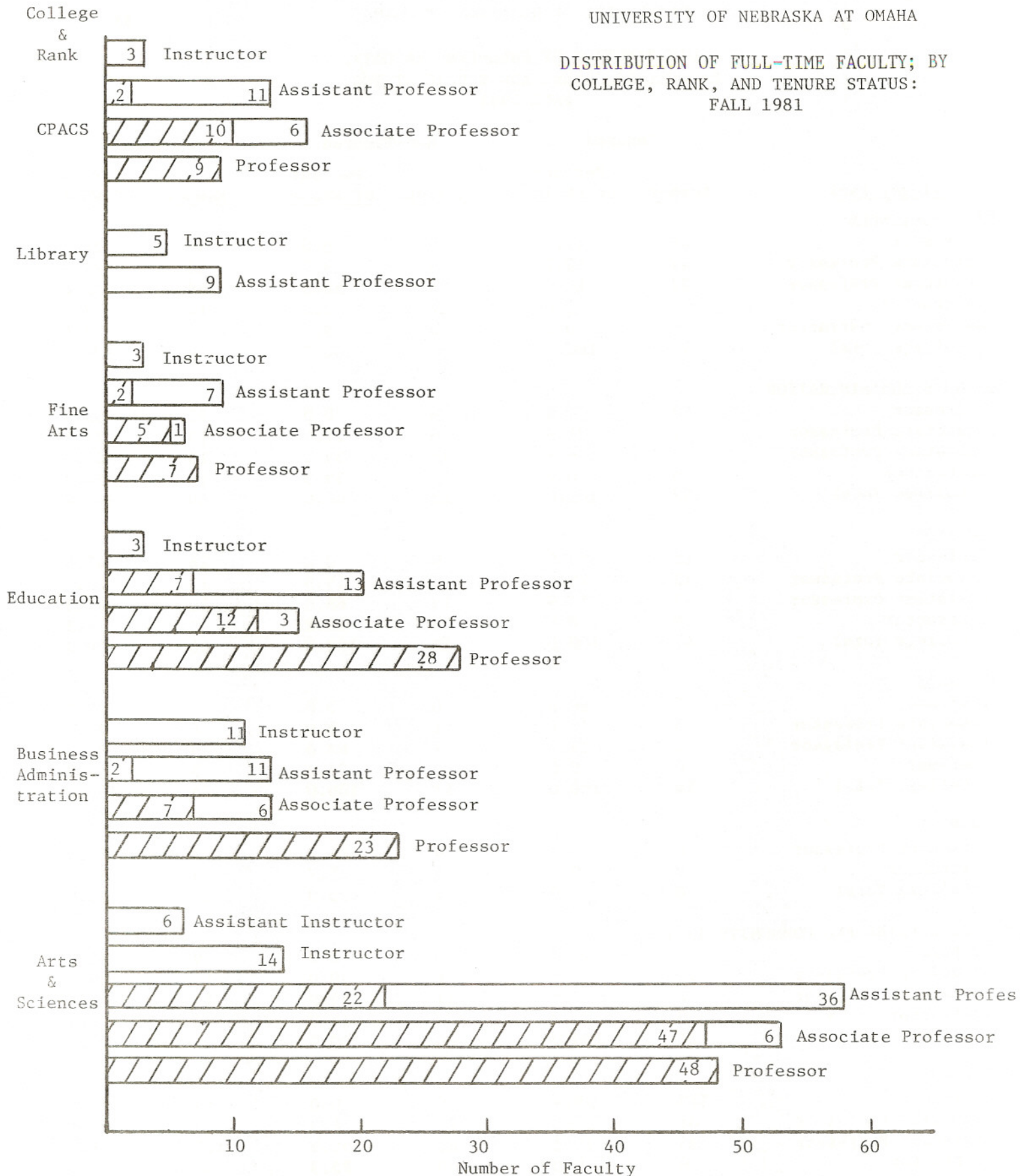
DISTRIBUTION OF FULL-TIME FACULTY;  
BY COLLEGE, RANK, AND TENURE STATUS:  
FALL 1981

College, Rank	Tenured		Non-Tenured		Total	
	Number	Percent of Whole	Number	Percent of Whole	Number	Percent of Whole
<b>ARTS &amp; SCIENCES</b>						
Professor	48	41.0	0	0.0	48	26.8
Associate Professor	47	40.2	6	9.7	53	29.6
Assistant Professor	22	18.8	36	58.0	58	32.4
Instructor	0	0.0	14	22.6	14	7.8
Assistant Instructor	0	0.0	6	9.7	6	3.4
College Total	117	100.0	62	100.0	179	100.0
<b>BUSINESS ADMINISTRATION</b>						
Professor	23	71.9	0	0.0	23	38.3
Associate Professor	7	21.9	6	21.4	13	21.7
Assistant Professor	2	6.2	11	39.3	13	21.7
Instructor	0	0.0	11	39.3	11	18.3
College Total	32	100.0	28	100.0	60	100.0
<b>EDUCATION</b>						
Professor	28	59.6	0	0.0	28	42.5
Associate Professor	12	25.5	3	15.8	15	22.7
Assistant Professor	7	14.9	13	68.4	20	30.3
Instructor	0	0.0	3	15.8	3	4.5
College Total	47	100.0	19	100.0	66	100.0
<b>FINE ARTS</b>						
Professor	7	50.0	0	0.0	7	28.0
Associate Professor	5	35.7	1	9.9	6	24.0
Assistant Professor	2	14.3	7	62.8	9	36.0
Instructor	0	0.0	3	27.3	3	12.0
College Total	14	100.0	11	100.0	25	100.0
<b>LIBRARY</b>						
Assistant Professor	0	0.0	9	64.3	9	64.3
Instructor	0	0.0	5	35.7	5	35.7
College Total	0	0.0	14	100.0	14	100.0
<b>PUBLIC AFFAIRS AND COMMUNITY SERVICE</b>						
Professor	9	42.9	0	0.0	9	22.0
Associate Professor	10	47.6	6	30.0	16	39.0
Assistant Professor	2	9.5	11	55.0	13	31.7
Instructor	0	0.0	3	15.0	3	7.3
College Total	21	100.0	20	100.0	41	100.0
<b>TOTAL UNO</b>						
Professor	115	49.8	0	0.0	115	29.9
Associate Professor	81	35.1	22	14.3	103	26.8
Assistant Professor	35	15.1	87	56.5	122	31.6
Instructor	0	0.0	39	25.3	39	10.1
Assistant Instructor	0	0.0	6	3.9	6	1.6
University Total	231	100.0	154	100.0	385	100.0

Source: Office of Institutional Research



DISTRIBUTION OF FULL-TIME FACULTY; BY COLLEGE, RANK, AND TENURE STATUS: FALL 1981



NOTE: The cross-hatched portion of the bar represents tenured faculty; the clear portion represents non-tenured faculty.

Source: Office of Institutional Research

**UNIVERSITY OF NEBRASKA  
AT OMAHA**

**Fact Book - 1982-83**

**Physical Plant  
and Budget**



## UNIVERSITY OF NEBRASKA AT OMAHA

UNIVERSITY BUILDINGS SPACE SUMMARY  
AS OF JUNE, 1982

<u>Building Name</u>	<u>Net Assignable Square Feet</u>	<u>Total Square Feet</u>
Administration Bldg	90,334	139,637
Alwine Farm	955	955
Alwine Hall	76,046	117,720
Central Utilities	448	11,777
College of Bus Adm	55,459	82,921
Center for Urban Ed	13,734	15,082
Downtown Ed. Center	80,443	126,858
East Stadium	1,520	2,775
Engineering	61,443	93,542
Eugene Eppley Bldg.	68,424	115,526
Fieldhouse	56,750	62,573
Health, Phys Ed. & Rec.	120,470	156,318
Kayser Hall	33,601	59,861
Library	133,842	159,300
Milo Bail Student Center	73,166	110,038
Performing Arts	28,938	57,596
West Stadium	19,270	26,784
Permanent Bldg. Sub-Total	914,843	1,339,263
Annex 1	1,100	1,665
Annex 2	1,088	1,665
Annex 3	768	889
Annex 4	765	889
Annex 5	780	889
Annex 6	768	889
Annex 7	768	889
Annex 8	780	889
Annex 9	780	889
Annex 10	780	889
Annex 12	1,673	2,017
Annex 13	1,655	2,017
Annex 14	1,673	2,017
Annex 15	8,755	13,218
Annex 16	2,444	2,954
Annex 17	2,172	3,483
Annex 17A	550	602
Annex 19	5,966	8,928
Annex 20	5,629	9,888
Annex 21	3,497	4,266
Annex 22	5,840	7,185
Annex 23	3,872	6,008
Annex 24	7,108	10,536
Annex 25	1,333	1,830
Annex 26	2,693	4,747
Annex 26A	618	735

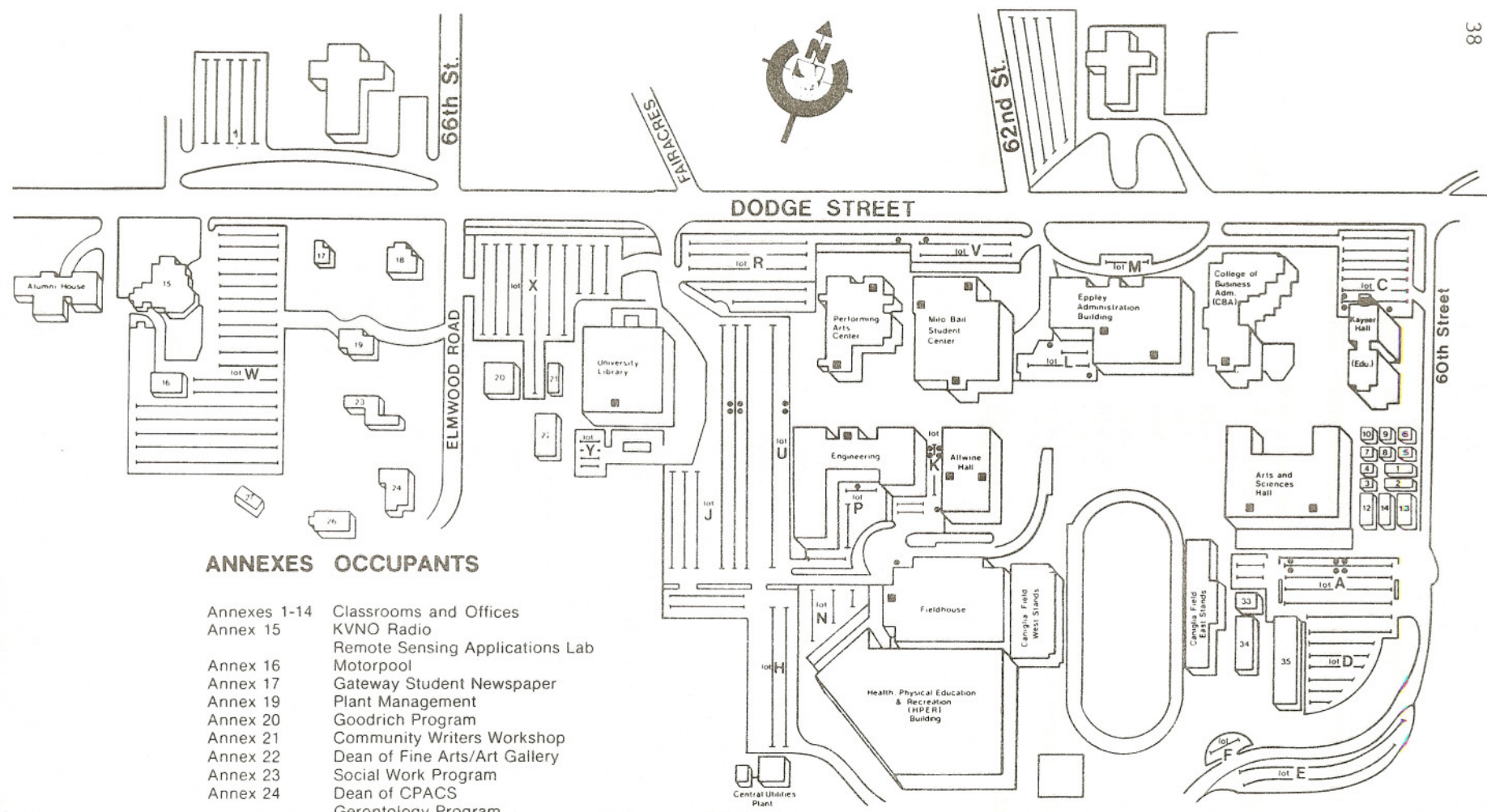


## UNIVERSITY OF NEBRASKA AT OMAHA

## UNIVERSITY BUILDING SPACE SUMMARY, CONTINUED

<u>Building Name</u>	<u>Net Assignable Square Feet</u>	<u>Total Square Feet</u>
Annex 27	3,448	5,100
Annex 27A	796	857
Annex 30	791	885
Annex 33	3,424	3,720
Annex 34	5,330	6,150
Annex 35	<u>7,327</u>	<u>8,241</u>
Temporary Bldg. Sub-Total	84,971	115,826
GRAND TOTAL	<u>999,814</u>	<u>1,455,089</u>

Source: Director of Physical Plant



**ANNEXES OCCUPANTS**

- Annexes 1-14 Classrooms and Offices
- Annex 15 KVNO Radio
- Annex 17 Remote Sensing Applications Lab
- Annex 16 Motorpool
- Annex 19 Gateway Student Newspaper
- Annex 20 Plant Management
- Annex 21 Goodrich Program
- Annex 22 Community Writers Workshop
- Annex 23 Dean of Fine Arts/Art Gallery
- Annex 24 Social Work Program
- Annex 26 Dean of CPACS
- Annex 27 Gerontology Program
- Annex 28 Criminal Justice Department
- Annex 29 Public Administration Department
- Annex 33 Receiving
- Annex 34 Ceramics Lab
- Annex 35 Drama Scene Shop
- Sculpture Studio

MAP OF THE CAMPUS  
OF THE UNIVERSITY OF NEBRASKA AT OMAHA

Main Handicapped Entrances ■  
Handicapped Parking Stalls ●

UNIVERSITY OF NEBRASKA AT OMAHA  
STATEMENT OF CURRENT FUNDS, REVENUES,  
AND EXPENDITURES FOR THE YEAR  
ENDED JUNE 30, 1981

<u>Current Revenues</u>	<u>Amount</u>	<u>Percent of Whole</u>
From the State of Nebraska	\$19,095,701	52.0
Student Tuition and Fees	9,187,322	25.0
State Grants and Contracts	481,687	1.3
Federal Grants and Contracts	1,511,373	4.1
Local Government Grants and Contracts	174,521	0.5
Private Gifts, Grants, and Contracts	804,460	2.2
Endowment Income	39,604	0.1
Sales and Services	656,866	1.8
Other Sources	851,654	2.3
Auxiliary Enterprises	3,922,997	10.7
Total Current Revenues	<u>\$36,726,185</u>	<u>100.0</u>

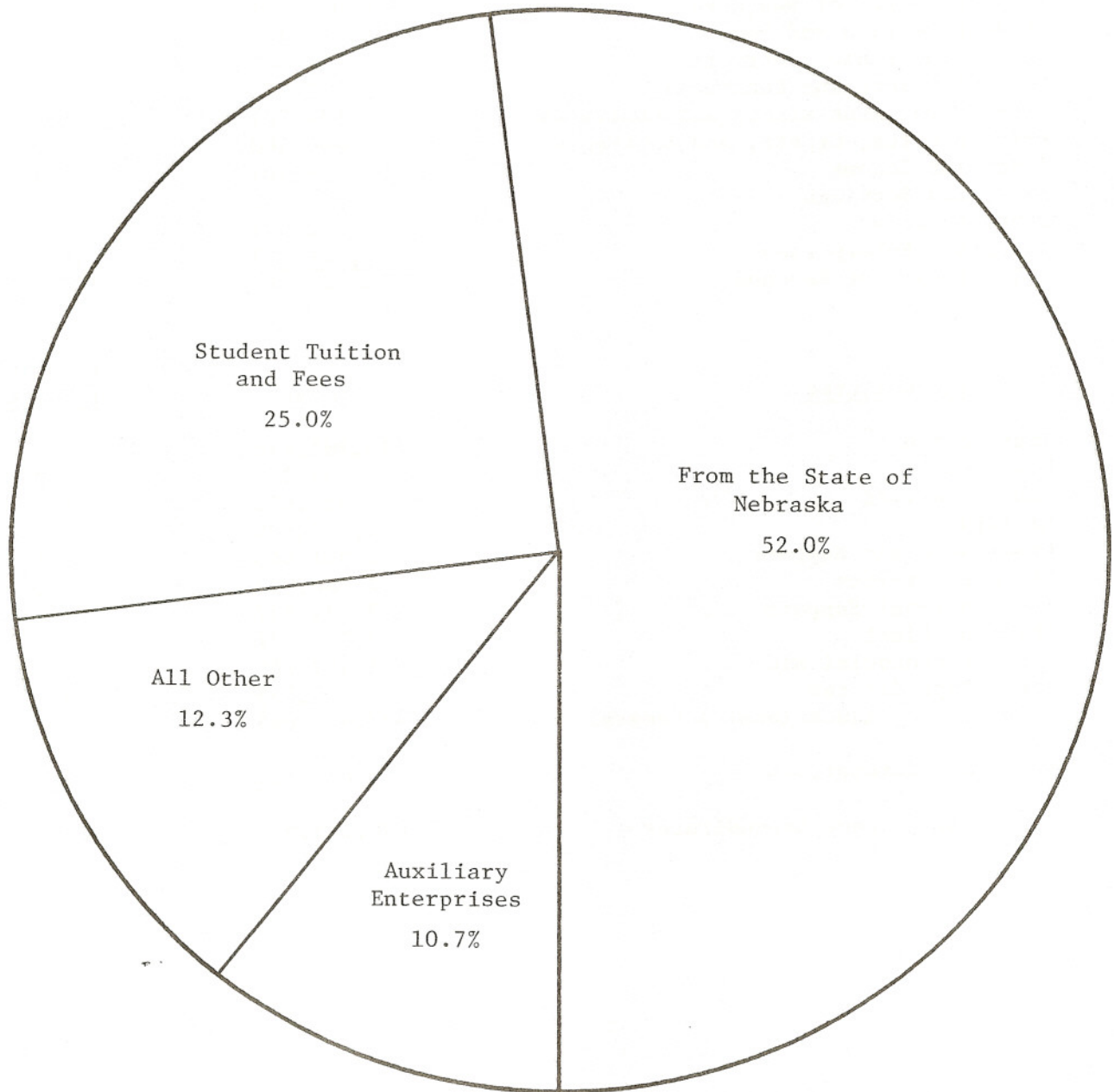
<u>Current Expenditures</u>	<u>Amount</u>	<u>Percent of Whole</u>
Instruction	\$15,988,248	44.2
Research	698,381	1.9
Public Service	512,621	1.4
Library	1,722,580	4.8
Other Academic Support	2,951,943	8.2
Student Services	2,580,939	7.1
Institutional Support	3,339,837	9.2
Physical Plant	3,273,477	9.0
Student Financial Aid	1,449,766	4.0
Other Expenditures	25,853	0.1
Sub-Total, Educational & General	<u>\$32,543,645</u>	<u>89.9</u>
Auxiliary Enterprises	<u>\$ 3,645,332</u>	<u>10.1</u>
Total Current Expenditures	<u>\$36,188,977</u>	<u>100.0</u>

Source: Assistant Vice Chancellor for Finance



UNIVERSITY OF NEBRASKA AT OMAHA

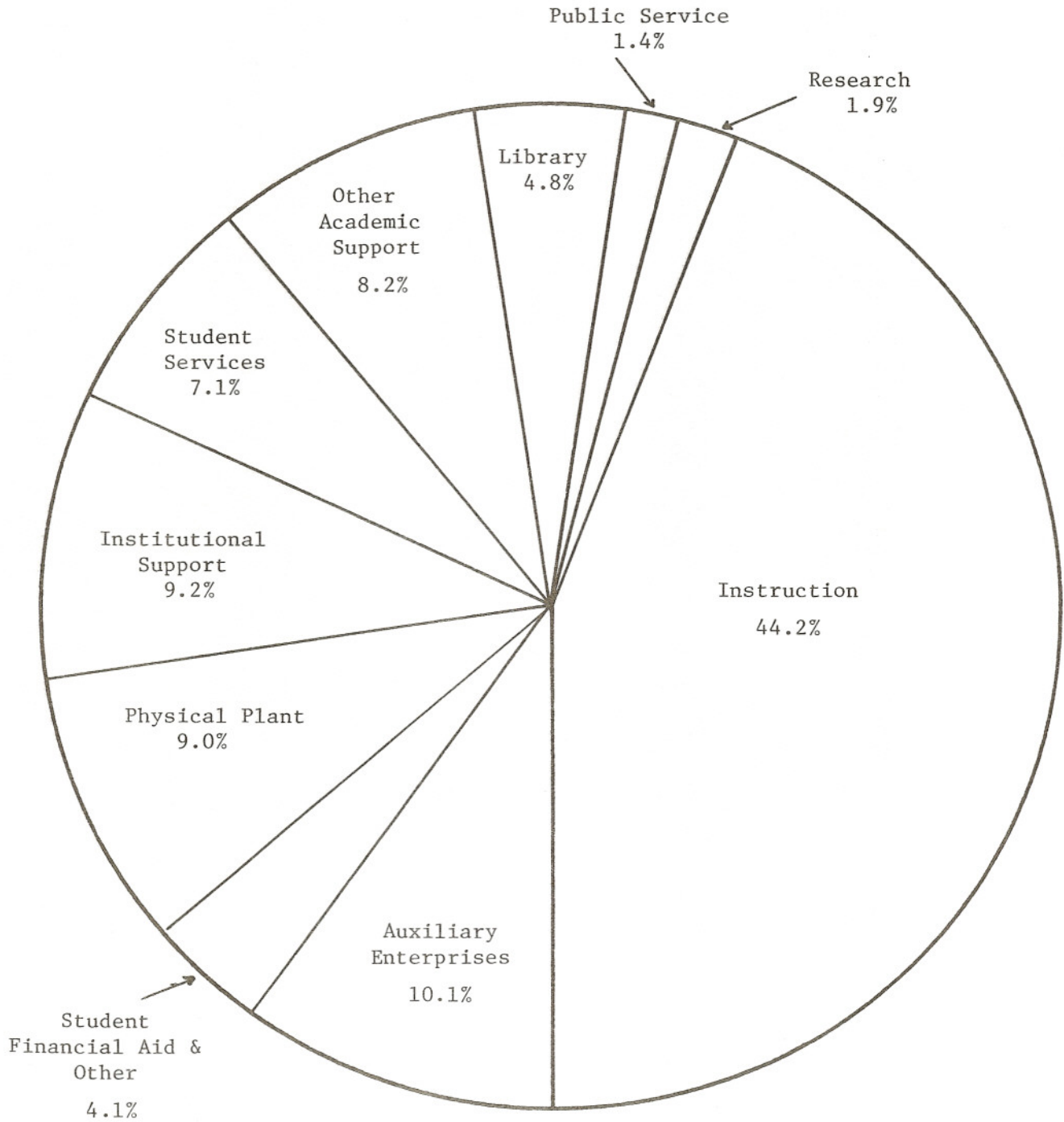
DISTRIBUTION OF CURRENT REVENUES  
FOR THE YEAR ENDED JUNE 30, 1981



Source: Assistant Vice Chancellor for Finance

UNIVERSITY OF NEBRASKA AT OMAHA

DISTRIBUTION OF CURRENT EXPENDITURES  
FOR THE YEAR ENDED JUNE 30, 1981



Source: Assistant Vice Chancellor for Finance

# UNIVERSITY OF NEBRASKA AT OMAHA

## Fact book - 1982-83

### Library





## UNIVERSITY OF NEBRASKA AT OMAHA

## UNIVERSITY LIBRARY

## General Information

The University Library is a recently constructed \$5.1 million, three-level building on the west side of campus. It contains materials and facilities for study and research and offers many services to users; most of the library's collection is on open shelves. The library is a government document depository and collects most federal and Nebraska state publications and also has documents from other states and the United Nations.

Growth of Collections  
June 30, 1980 through June 30, 1981

	<u>Total</u> <u>6/30/80</u>	<u>Net</u> <u>Added</u> <u>1980-81</u>	<u>Total</u> <u>6/30/81</u>	<u>% Change</u> <u>1980-81</u>
Books--Titles	376,773	10,518	387,291	2.79
Books--Vols.	381,137	11,916	393,053	3.13
Serial Vols.				
(Bound)	74,461	7,449	81,910	10.00
Total Vols.	455,598	19,365	474,963	4.25
Total Documents	341,853	16,374	358,227	4.79
Total Microforms	404,506	32,957	437,463	8.15
Serials	5,173	51	5,224	0.99

Budget Allocations  
1977-78 through 1981-82

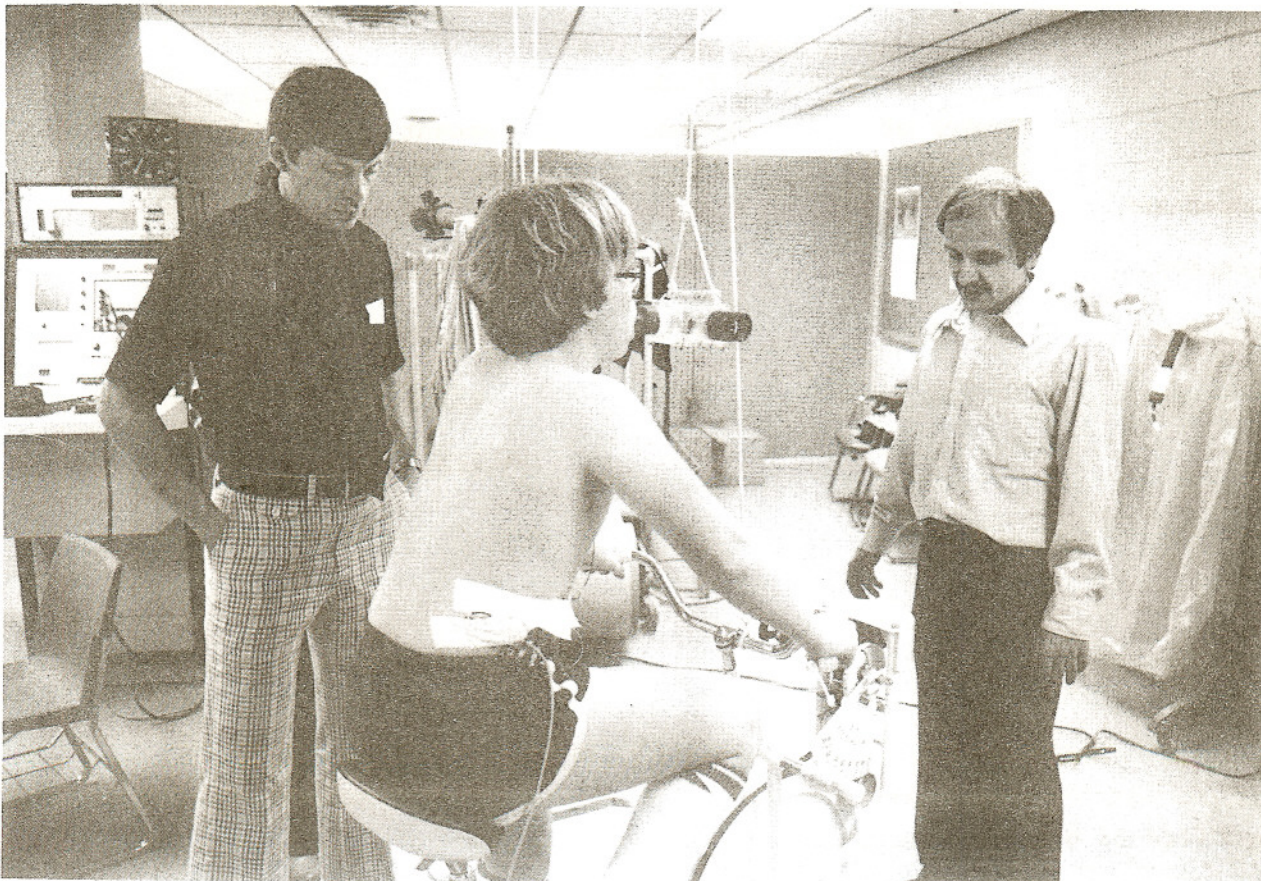
	<u>1977-78</u>	<u>1978-79</u>	<u>1979-80</u>	<u>1980-81</u>	<u>1981-82</u>
Books	\$424,754	\$462,982	\$462,982	\$359,280	\$379,579
Serials	203,950	219,328	217,328	364,061	415,030
Binding	27,589	27,589	27,589	30,348	32,776
Total	\$656,293	\$709,899	\$707,899	\$753,689	\$827,385

Sources: UNO Undergraduate Catalog, 1981-82 and The University Library Biennial Report, 1980-81

# UNIVERSITY OF NEBRASKA AT OMAHA

## Fact Book - 1982-83

### Research





## UNIVERSITY OF NEBRASKA AT OMAHA

## EXTERNAL FUNDING

During the 1980-81 fiscal year, UNO faculty and staff submitted 122 proposals totaling \$5,666,615 to external agencies for funding. Of these proposals, 79 were funded at a total of \$4,221,886. The tables below show the detail of the funded proposals.

EXTERNAL FUNDING IN 1980-81  
BY PURPOSE OF PROJECT

	<u>Number of Proposals</u>	<u>Percent of Whole</u>	<u>Amount Funded</u>	<u>Percent of Whole</u>
Instruction	22	28	\$ 889,138	21
Public Service	17	21	707,328	17
Research	33	42	457,073	11
Student Aid	5	6	2,164,347	51
Other	2	3	4,000	--
Total	79	100	\$4,221,886	100

EXTERNAL FUNDING IN 1980-81  
BY SOURCE OF FUNDS

	<u>Number of Proposals</u>	<u>Percent of Whole</u>	<u>Amount Funded</u>	<u>Percent of Whole</u>
Federal Agencies	12	15	\$2,851,624	68
State Agencies	30	38	725,917	17
Local Agencies	13	16	220,026	5
Other	24	31	424,319	10
Total	79	100	\$4,221,886	100



# UNIVERSITY OF NEBRASKA AT OMAHA

## Fact Book - 1982-83

### Centers and Institutes



UNIVERSITY OF NEBRASKA AT OMAHA  
CENTERS AND INSTITUTES

College of Continuing Studies

The College of Continuing Studies (CCS) at UNO offers both credit and non-credit activities for persons wishing to continue their education. The College offers an extensive schedule of evening, summer, and off-campus credit classes for those who must work, but wish to pursue a college degree. CCS offers the Bachelor of General Studies degree, as well as non-credit programs and courses for those who have special interests. Conferences and institutes are offered, serving local and national professional groups and associations, and business, academic, and community needs.

Center for Applied Urban Research

The Center for Applied Urban Research (CAUR) provides professional services, including research and field studies, technical assistance, and educational programs, to communities and organizations. The Center also publishes a monthly review of their research and statistical findings that may be of interest to the public and various groups.

Center for Urban Education

The Center for Urban Education is an off-campus laboratory which focuses on economic, social, and educational problems of low-income areas and provides opportunities for students to tutor, attend scheduled classes, and become acquainted with the problems of both urban and rural low-income areas. The staff interacts with agencies and residents of low-income areas and participates in an inter-disciplinary outreach of the University.

Nebraska Business Development Center & the Small Business Institute

One of 16 Small Business Development Centers in the country, the Nebraska Business Development Center (NBDC) offers newsletters, workshops throughout the

state, individual business counseling, and other special programs. Within the NBDO is the Small Business Institute where UNO graduate and upperclassmen majoring in business administration act as consultants to small businesses within Nebraska.

Sources: UNO Undergraduate Catalog, 1981-82 and Facts, 1981-82, from the Department of University Relations.



