


2016

Academic Libraries 2016-17

UNO Office of Institutional Effectiveness
University of Nebraska at Omaha

Follow this and additional works at: <https://digitalcommons.unomaha.edu/ipedsacademiclibraries>

 Part of the [Educational Assessment, Evaluation, and Research Commons](#), and the [Higher Education Commons](#)

Please take our feedback survey at: https://unomaha.az1.qualtrics.com/jfe/form/SV_8cchtFmpDyGfBLE

Recommended Citation

Office of Institutional Effectiveness, UNO, "Academic Libraries 2016-17" (2016). *IPEDS Academic Libraries*. 3.
<https://digitalcommons.unomaha.edu/ipedsacademiclibraries/3>

This Report is brought to you for free and open access by the Integrated Postsecondary Education Data System at DigitalCommons@UNO. It has been accepted for inclusion in IPEDS Academic Libraries by an authorized administrator of DigitalCommons@UNO. For more information, please contact unodigitalcommons@unomaha.edu.

Academic Libraries 2016-17

Institution: University of Nebraska at Omaha (181394)

User ID: P1813941

Overview

Academic Libraries Overview

Welcome to the IPEDS Academic Libraries (AL) survey component. The purpose of the AL component of IPEDS is to collect information on library collections, library expenses, and library services for libraries in degree-granting postsecondary institutions.

Recent changes

There are a few changes to the 2016-17 Academic Libraries component from the 2015-16 collection. Visit the [Academic Libraries Resource](#) page for a list of the changes and additional reporting resources.

Data Reporting Reminders

Report all data for fiscal year (FY) 2016. Fiscal year 2016 is defined as the most recent 12-month period that ends before October 1, 2016, that corresponds to the institution's fiscal year.

Coverage:

Include data for the main or central academic library and all branch and independent libraries that were open all or part of the fiscal year 2016. Branch and independent libraries are defined as auxiliary library service outlets with quarters separate from the central library that houses the basic collection. The central library administers the branches. Libraries on branch campuses that have separate IPEDS unit identification numbers are reported as separate libraries.

Resources:

To download the survey materials for this component: [Survey Materials](#)

To access your prior year data submission for this component: [Reported Data](#)

For more information about the previous survey: [Academic Libraries Survey](#)

If you have questions about completing this survey, please contact the **IPEDS Help Desk at 1-877-225-2568**.



Screening Questions


Were your annual total <u>library expenses</u> for Fiscal Year 2016:	
<input type="radio"/> Less than \$100,000	<input checked="" type="radio"/> Greater than or equal to \$100,000
Is the <u>library collection</u> entirely electronic?	
<input checked="" type="radio"/> No	<input type="radio"/> Yes

Library Collections/Circulation and Interlibrary Loan Services

Section I:
For all degree-granting institutions with library expenses >0

NOTE - This section of the survey collects data on selected types of material. It does not cover all materials.
Report the total number of each category held at the END of Fiscal Year 2016.

Library Collections	Physical		Digital/Electronic		Total
		Prior Year Amount		Prior Year Amount	
 Books	752,476		515,535	571,361	
Databases			253	248	
Media	 35,571	133,694	128,474	107,977	
Serials	20,363		136,093		
Total	808,410		780,355		1,588,765

 Library Circulation	30,095		150,178	25,246	180,273
---	--------	--	---------	--------	---------

Does your institution have Interlibrary Loan Services ?

- ☐ No
☒ Yes

Interlibrary Loan Services		Number	Prior Year Amount
Total interlibrary loans and documents provided to other libraries		11,921	12,312
Total interlibrary loans and documents received		11,667	11,361

You may use the space below to provide context for the data you've reported above.This context box will not be posted on the College Navigator Website.

Media is significantly lower due to IPEDS excluding microforms this year.

Expenses

Section II:
For degree-granting institutions with
library expenses >= \$100,000

Library expenses should be reported for the most recent 12-month period that corresponds to your institution's
fiscal year that ends before October 1, 2016.

		Prior Year Amount
<div><div>?</div>Indicate the number of branch and independent libraries (exclude the main or central library).</div>	1	1
<div><div>?</div>Expenses</div>	Amount	
Total salaries and wages for the library staff	2,138,035	2,332,126
Are staff fringe benefits paid out of the library budget?		
<div><div><input checked="" type="radio"/></div>No</div>		
<div><div><input type="radio"/></div>Yes</div>	Total Fringe benefits	0
Materials/services expenses		
One-time purchases of <u>books</u> , <u>serial backfiles</u> , and other materials	285,571	
Ongoing commitments to subscriptions	2,230,197	
All other materials/service cost	189,733	
Total materials/services expenses	2,705,501	2,464,388
Operations and maintenance expenses		
Preservation services	18,966	
All other operations and maintenance expenses	1,196,149	
Total operations and maintenance expenses	1,215,115	1,167,711
Total Expenses	6,058,651	5,964,225
Total Expenses (minus Fringe Benefits)	6,058,651	5,964,225
You may use the space below to provide context for the data you've reported above.This context box will not be posted on the <u>College Navigator Website</u> .		
<div></div>		

Prepared by

This survey component was prepared by:					
<input type="radio"/>	Keyholder	<input type="radio"/>	SFA Contact	<input type="radio"/>	HR Contact
<input type="radio"/>	Finance Contact	<input checked="" type="radio"/>	Academic Library Contact	<input type="radio"/>	Other
Name: David Richards					
Email: drichards@unomaha.edu					
How long did it take to prepare this survey component?					
		6 hours		30 minutes	
The name of the preparer is being collected so that we can follow up with the appropriate person in the event that there are questions concerning the data. The Keyholder will be copied on all email correspondence to other preparers.					
The time it took to prepare this component is being collected so that we can continue to improve our estimate of the reporting burden associated with IPEDS. Please include in your estimate the time it took for you to review instructions, query and search data sources, complete and review the component, and submit the data through the Data Collection System.					
Thank you for your assistance.					

Summary**Academic Libraries Component Summary**

IPEDS collects important information regarding your institution. All data reported in IPEDS survey components become available in the IPEDS Data Center and appear as aggregated data in various Department of Education reports. Additionally, some of the reported data appears in your institution's Data Feedback Report (DFR). The purpose of this summary is to provide you an opportunity to view some of the data that, when accepted through the IPEDS quality control process, will appear on your DFR. Data Feedback Reports will be available through the [Data Center](#) and sent to your institution's CEO in November 2016.

Please review your data for accuracy. If you have questions about the data displayed below after reviewing the data reported on the survey screens, please contact the IPEDS Help Desk at: 1-877-225-2568 or ipedshelp@rti.org.

Library Collections/Circulation	Physical Collection	Digital/Electronic Collection
Books	752,476	515,535
Databases		253
Media	35,571	128,474
Serials	20,363	136,093
Total Collection	808,410	780,355
Total Circulation	30,095	150,178

Expenses	Amount
Salaries and wages	\$2,138,035
Fringe benefits	N/A
Materials/services expenses	\$2,705,501
Operations and maintenance expenses	\$1,215,115
Total expenses	\$6,058,651

Academic Libraries

University of Nebraska at Omaha (181394)

Source	Description	Severity	Resolved	Options
Screen: Collections/Circulation and Interlibrary Loan Services				
Screen Entry	The number entered (35,571) is outside the expected range of between 93,586 and 173,802 compared to the prior year value. Please correct your data or explain. (Error #15015)	Explanation	Yes	
Reason:	Number is much lower due to IPEDS excluding microform holdings.			