


2009

Fall Enrollment (2009-10)

UNO Office of Institutional Effectiveness
University of Nebraska at Omaha

Follow this and additional works at: <http://digitalcommons.unomaha.edu/ipedsfallenrollment>

 Part of the [Educational Assessment, Evaluation, and Research Commons](#), and the [Higher Education Commons](#)

Recommended Citation

Office of Institutional Effectiveness, UNO, "Fall Enrollment (2009-10)" (2009). *IPEDS Fall Enrollment*. Paper 5.
<http://digitalcommons.unomaha.edu/ipedsfallenrollment/5>

This Report is brought to you for free and open access by the Integrated Postsecondary Education Data System at DigitalCommons@UNO. It has been accepted for inclusion in IPEDS Fall Enrollment by an authorized administrator of DigitalCommons@UNO. For more information, please contact unodigitalcommons@unomaha.edu.



Fall Enrollment 2009-10

Institution: University of Nebraska at Omaha (181394)

User ID: P91813941

Race and Ethnicity Reporting Method**Which method of reporting race and ethnicity will you use for this component?** NEW race/ethnicity categories (9 categories):

Notes:

- Report Hispanic/Latino individuals of any race as Hispanic/Latino
- Report race for non-Hispanic/Latino individuals only

Nonresident alienHispanic/LatinoAmerican Indian or Alaska NativeAsianBlack or African AmericanNative Hawaiian or Other Pacific IslanderWhite

Two or more races

Race and ethnicity unknown OLD race/ethnicity categories (7 categories):Nonresident alienBlack, non-HispanicAmerican Indian/Alaska NativeAsian/Pacific IslanderHispanicWhite, non-HispanicRace and ethnicity unknown MIXTURE of new and old race/ethnicity categories (all 14 categories will show on each screen):**NEW categories:**

Notes for NEW categories:

- Report Hispanic/Latino individuals of any race as Hispanic/Latino
- Report race for non-Hispanic/Latino individuals only

Hispanic/LatinoAmerican Indian or Alaska NativeAsianBlack or African AmericanNative Hawaiian or Other Pacific IslanderWhite

Two or more races

OLD categories:

Black, non-Hispanic

American Indian/Alaska Native

Asian/Pacific Islander

Hispanic

White, non-Hispanic

Categories used in BOTH New and Old:

Nonresident alien

Race and ethnicity unknown

Institution: University of Nebraska at Omaha (181394)

User ID: P91813941

Part C Selection

Completion of Part C (Residence of First-Time Undergraduates Students) is optional this year.

If you answer 'Yes' to the question below, you will be given Part C and be expected to complete the screens. If you select 'No', you will skip Part C.

Do you wish to complete Part C this year?

- Yes, I will complete Part C
- No, I will not complete Part C

You may use the space below to provide context for the data you've reported above.



Institution: University of Nebraska at Omaha (181394)

User ID: P91813941

Part A - Fall Enrollment for Full-Time Undergraduate StudentsEnrollment as of the institution's official fall reporting date or as of **October 15, 2009****Full-time Undergraduate Students**

Students enrolled for credit	Degree/certificate-seeking			Total degree/certificate-seeking	Non-degree/non-certificate-seeking	Total, full-time undergraduate students
	First-time	Transfer-in	Continuing			
Men						
Nonresident alien	14	12	123	149	1	150
Black, non-Hispanic	53	33	144	230	2	232
American Indian/Alaska Native	3	2	15	20		20
Asian/Pacific Islander	14	8	72	94	1	95
Hispanic	44	13	120	177	1	178
White, non-Hispanic	678	375	2,439	3,492	18	3,510
Race and ethnicity unknown	15	23	108	146	1	147
Total men	821	466	3,021	4,308	24	4,332
Total men prior year	842	433	2,925	4,200	19	4,219
Women						
Nonresident alien	11	16	66	93	1	94
Black, non-Hispanic	66	32	198	296		296
American Indian/Alaska Native	11	7	24	42		42
Asian/Pacific Islander	18	8	102	128		128
Hispanic	69	11	133	213	1	214
White, non-Hispanic	721	419	2,628	3,768	12	3,780
Race and ethnicity unknown	36	15	127	178		178
Total women	932	508	3,278	4,718	14	4,732
Total women prior year	922	459	3,176	4,557	17	4,574
Total men + women	1,753	974	6,299	9,026	38	9,064
Total men+women prior year	1,764	892	6,101	8,757	36	8,793

Institution: University of Nebraska at Omaha (181394)

User ID: P91813941

Part A - Fall Enrollment for Part-time Undergraduate StudentsEnrollment as of the institution's official fall reporting date or as of **October 15, 2009****Part-time Undergraduate Students**

Students enrolled for credit	Degree/certificate-seeking			Total degree/certificate-seeking	Non-degree/non-certificate-seeking	Total, part-time undergraduate students
	First-time	Transfer-in	Continuing			
Men						
Nonresident alien	7	5	12	24	2	26
Black, non-Hispanic	2	9	49	60	4	64
American Indian/Alaska Native		1	1	2	3	5
Asian/Pacific Islander		5	29	34	4	38
Hispanic	3	4	48	55	7	62
White, non-Hispanic	25	118	791	934	80	1,014
Race and ethnicity unknown	1	7	48	56	8	64
Total men	38	149	978	1,165	108	1,273
Total men prior year	26	125	977	1,128	97	1,225
Women						
Nonresident alien		5	12	17	1	18
Black, non-Hispanic		7	68	75	3	78
American Indian/Alaska Native		2	8	10	2	12
Asian/Pacific Islander	2	11	33	46	5	51
Hispanic	2	10	38	50		50
White, non-Hispanic	16	132	745	893	70	963
Race and ethnicity unknown	1	7	33	41	4	45
Total women	21	174	937	1,132	85	1,217
Total women prior year	26	139	1,019	1,184	125	1,309
Total men + women	59	323	1,915	2,297	193	2,490
Total men+women prior year	52	264	1,996	2,312	222	2,534

Institution: University of Nebraska at Omaha (181394)

User ID: P91813941

Part A - Fall Enrollment for Graduate StudentsEnrollment as of the institution's official fall reporting date or as of **October 15, 2009**

When reporting graduate students, make sure to include counts for postbaccalaureate professional programs (formerly first-professional)

Students enrolled for <u>credit</u>	<u>Graduate Students</u>		Total graduate students
	Total <u>full-time</u>	Total <u>part-time</u>	
Men			
<u>Nonresident alien</u>	110	65	175
<u>Black, non-Hispanic</u>	8	37	45
<u>American Indian/Alaska Native</u>		4	4
<u>Asian/Pacific Islander</u>	14	18	32
<u>Hispanic</u>	4	18	22
<u>White, non-Hispanic</u>	186	737	923
<u>Race and ethnicity unknown</u>	25	57	82
Total men	347	936	1,283
Total men prior year	299	867	1,166
Women			
<u>Nonresident alien</u>	64	41	105
<u>Black, non-Hispanic</u>	13	59	72
<u>American Indian/Alaska Native</u>	1	3	4
<u>Asian/Pacific Islander</u>	8	17	25
<u>Hispanic</u>	9	23	32
<u>White, non-Hispanic</u>	332	1,146	1,478
<u>Race and ethnicity unknown</u>	15	52	67
Total women	442	1,341	1,783
Total women prior year	406	1,314	1,720
Total men + women	789	2,277	3,066
Total men+women prior year	705	2,181	2,886

Institution: University of Nebraska at Omaha (181394)

User ID: P91813941

Part A - Fall Enrollment Summary

Fall Enrollment Summary				
Students enrolled for credit	Total full-time students	Total part-time students	Grand total, all students	Prior year
Men				
<u>Nonresident alien</u>	260	91	351	332
<u>Black, non-Hispanic</u>	240	101	341	330
<u>American Indian/Alaska Native</u>	20	9	29	32
<u>Asian/Pacific Islander</u>	109	56	165	163
<u>Hispanic</u>	182	80	262	219
<u>White, non-Hispanic</u>	3,696	1,751	5,447	5,283
<u>Race and ethnicity unknown</u>	172	121	293	251
Total men	4,679	2,209	6,888	6,610
Women				
<u>Nonresident alien</u>	158	59	217	216
<u>Black, non-Hispanic</u>	309	137	446	445
<u>American Indian/Alaska Native</u>	43	15	58	39
<u>Asian/Pacific Islander</u>	136	68	204	202
<u>Hispanic</u>	223	73	296	272
<u>White, non-Hispanic</u>	4,112	2,109	6,221	6,141
<u>Race and ethnicity unknown</u>	193	97	290	288
Total women	5,174	2,558	7,732	7,603
Grand Total	9,853	4,767	14,620	

Institution: University of Nebraska at Omaha (181394)

User ID: P91813941

Part B: Fall Enrollment by Age and Gender for Full-time Undergraduate StudentsEnrollment as of the institution's official fall reporting date or as of October 15, 2009

Age	Full-time Undergraduate Students	
	Men	Women
Under 18	21	69
18-19	1,345	1,689
20-21	1,334	1,501
22-24	1,046	967
25-29	400	287
30-34	116	110
35-39	27	54
40-49	36	43
50-64	7	11
65 and over		1
Age unknown/unreported	0	0
Total full-time undergraduate students (from part A)	4,332	4,732

Institution: University of Nebraska at Omaha (181394)

User ID: P91813941

Part B - Fall Enrollment by Age and Gender for Part-time Undergraduate StudentsEnrollment as of the institution's official fall reporting date or as of October 15, 2009

Age	Part-time Undergraduate Students	
	Men	Women
Under 18	9	7
18-19	76	67
20-21	139	158
22-24	397	337
25-29	331	269
30-34	125	132
35-39	74	73
40-49	81	102
50-64	38	70
65 and over	3	2
Age unknown/unreported	0	0
Total part-time undergraduate students (from part A)	1,273	1,217

Institution: University of Nebraska at Omaha (181394)

User ID: P91813941

Part B - Fall Enrollment by Age and Gender for Full-time Graduate StudentsEnrollment as of the institution's official fall reporting date or as of October 15, 2009

Age	Full-time Graduate Students	
	Men	Women
Under 18	<input type="text"/>	<input type="text"/>
18-19	<input type="text" value="1"/>	<input type="text"/>
20-21	<input type="text" value="8"/>	<input type="text" value="8"/>
22-24	<input type="text" value="137"/>	<input type="text" value="184"/>
25-29	<input type="text" value="107"/>	<input type="text" value="134"/>
30-34	<input type="text" value="45"/>	<input type="text" value="55"/>
35-39	<input type="text" value="18"/>	<input type="text" value="20"/>
40-49	<input type="text" value="20"/>	<input type="text" value="26"/>
50-64	<input type="text" value="11"/>	<input type="text" value="15"/>
65 and over	<input type="text"/>	<input type="text"/>
Age unknown/unreported	0	0
Total full-time graduate students (from part A)	347	442

Institution: University of Nebraska at Omaha (181394)

User ID: P91813941

Part B - Fall Enrollment by Age and Gender for Part-time Graduate StudentsEnrollment as of the institution's official fall reporting date or as of October 15, 2009

Age	<u>Part-time Graduate Students</u>	
	Men	Women
Under 18	<input type="text"/>	<input type="text"/>
18-19	<input type="text"/>	<input type="text"/>
20-21	<input type="text" value="3"/>	<input type="text" value="7"/>
22-24	<input type="text" value="115"/>	<input type="text" value="208"/>
25-29	<input type="text" value="350"/>	<input type="text" value="450"/>
30-34	<input type="text" value="171"/>	<input type="text" value="189"/>
35-39	<input type="text" value="105"/>	<input type="text" value="149"/>
40-49	<input type="text" value="134"/>	<input type="text" value="192"/>
50-64	<input type="text" value="57"/>	<input type="text" value="145"/>
65 and over	<input type="text" value="1"/>	<input type="text" value="1"/>
Age unknown/unreported	0	0
Total part-time graduate students (from part A)	936	1,341

Institution: University of Nebraska at Omaha (181394)


User ID: P91813941

Part C - High School Graduates

Does your institution have any first-time, degree/certificate-seeking undergraduate students who graduated from high school or received their GED within the past 12 months?

- Yes, we have students who graduated high school or received their GED in the past 12 months.
- No, we do not have any students who graduated high school or received their GED in the past 12 months.

You may use the space below to provide context for the data you've reported above.



Institution: University of Nebraska at Omaha (181394)

User ID: P91813941

Part C - Residence of First-time Undergraduate Students

NOTE: These data are optional this year.

Enrollment as of the institution's official fall reporting date or as of October 15, 2009

State of <u>residence</u> when student was first admitted	FIPS Code	Total <u>first-time</u> , degree/certificate-seeking undergraduates (1)	Of students in column 1, those who graduated from high school OR received a GED in the past 12 months (2)
Alabama	01	<input type="text"/>	<input type="text"/>
Alaska	02	<input type="text"/>	<input type="text"/>
Arizona	04	<input type="text"/>	<input type="text"/>
Arkansas	05	<input type="text" value="1"/>	<input type="text" value="1"/>
California	06	<input type="text" value="2"/>	<input type="text" value="1"/>
Colorado	08	<input type="text" value="3"/>	<input type="text" value="2"/>
Connecticut	09	<input type="text"/>	<input type="text"/>
Delaware	10	<input type="text"/>	<input type="text"/>
District of Columbia	11	<input type="text"/>	<input type="text"/>
Florida	12	<input type="text"/>	<input type="text"/>
Georgia	13	<input type="text"/>	<input type="text"/>
Hawaii	15	<input type="text"/>	<input type="text"/>
Idaho	16	<input type="text"/>	<input type="text"/>
Illinois	17	<input type="text" value="4"/>	<input type="text" value="3"/>
Indiana	18	<input type="text"/>	<input type="text"/>
Iowa	19	<input type="text" value="71"/>	<input type="text" value="68"/>
Kansas	20	<input type="text" value="5"/>	<input type="text" value="5"/>
Kentucky	21	<input type="text"/>	<input type="text"/>
Louisiana	22	<input type="text"/>	<input type="text"/>
Maine	23	<input type="text"/>	<input type="text"/>

Institution: University of Nebraska at Omaha (181394)

User ID: P91813941

Part C - Residence of First-time Undergraduate Students

NOTE: These data are optional this year.

Enrollment as of the institution's official fall reporting date or as of October 15, 2009

State of <u>residence</u> when student was first admitted	FIPS Code	Total <u>first-time</u> , degree/certificate-seeking undergraduates (1)	Of students in column 1, those who graduated from high school OR received a GED in the past 12 months (2)
Maryland	24	<input type="text"/>	<input type="text"/>
Massachusetts	25	<input type="text"/>	<input type="text"/>
Michigan	26	<input type="text" value="2"/>	<input type="text" value="2"/>
Minnesota	27	<input type="text" value="4"/>	<input type="text" value="4"/>
Mississippi	28	<input type="text"/>	<input type="text"/>
Missouri	29	<input type="text" value="8"/>	<input type="text" value="7"/>
Montana	30	<input type="text" value="1"/>	<input type="text" value="1"/>
Nebraska	31	<input type="text" value="1,666"/>	<input type="text" value="1,616"/>
Nevada	32	<input type="text" value="1"/>	<input type="text" value="1"/>
New Hampshire	33	<input type="text" value="1"/>	<input type="text"/>
New Jersey	34	<input type="text"/>	<input type="text"/>
New Mexico	35	<input type="text"/>	<input type="text"/>
New York	36	<input type="text" value="1"/>	<input type="text" value="1"/>
North Carolina	37	<input type="text"/>	<input type="text"/>
North Dakota	38	<input type="text"/>	<input type="text"/>
Ohio	39	<input type="text"/>	<input type="text"/>
Oklahoma	40	<input type="text" value="1"/>	<input type="text" value="1"/>
Oregon	41	<input type="text"/>	<input type="text"/>
Pennsylvania	42	<input type="text"/>	<input type="text"/>
Rhode Island	44	<input type="text"/>	<input type="text"/>

Institution: University of Nebraska at Omaha (181394)

User ID: P91813941

Part C - Residence of First-time Undergraduate Students

NOTE: These data are optional this year.

Enrollment as of the institution's official fall reporting date or as of October 15, 2009

State of residence when student was first admitted	FIPS Code	Total first-time, degree/certificate-seeking undergraduates (1)	Of students in column 1, those who graduated from high school OR received a GED in the past 12 months (2)
South Carolina	45	<input type="text"/>	<input type="text"/>
South Dakota	46	<input type="text" value="5"/>	<input type="text" value="5"/>
Tennessee	47	<input type="text"/>	<input type="text"/>
Texas	48	<input type="text"/>	<input type="text"/>
Utah	49	<input type="text"/>	<input type="text"/>
Vermont	50	<input type="text" value="1"/>	<input type="text" value="1"/>
Virginia	51	<input type="text" value="2"/>	<input type="text"/>
Washington	53	<input type="text"/>	<input type="text"/>
West Virginia	54	<input type="text"/>	<input type="text"/>
Wisconsin	55	<input type="text" value="1"/>	<input type="text" value="1"/>
Wyoming	56	<input type="text"/>	<input type="text"/>
State Unknown	57	<input type="text"/>	<input type="text"/>
American Samoa	60	<input type="text"/>	<input type="text"/>
Federated States of Micronesia	64	<input type="text"/>	<input type="text"/>
Guam	66	<input type="text"/>	<input type="text"/>
Marshall Islands	68	<input type="text"/>	<input type="text"/>
Northern Marianas	69	<input type="text"/>	<input type="text"/>
Palau	70	<input type="text"/>	<input type="text"/>
Puerto Rico	72	<input type="text"/>	<input type="text"/>
Virgin Islands	78	<input type="text"/>	<input type="text"/>
Foreign Countries	90	<input type="text" value="31"/>	<input type="text" value="9"/>
Residence unknown/unreported	98	<input type="text" value="1"/>	<input type="text"/>
Total first-time, degree/certificate-seeking undergraduates (FT+PT from part A)		1,812	1,729

Institution: University of Nebraska at Omaha (181394)

User ID: P91813941

Part D - Total Undergraduate Entering Class**Total Undergraduate Entering Class, Fall 2009**

D1	Number of full-time, first-time degree/certificate-seeking <u>undergraduates</u> from Part A (your GRS <u>cohort</u>)	1,753
D2	Total <u>first-time</u> degree/certificate-seeking undergraduates (full-time + part-time) from Part A	1,812
D3	Total <u>transfer-in</u> degree/certificate-seeking undergraduates (full-time + part-time) from Part A	1,297
D4	Total <u>non-degree/certificate-seeking</u> undergraduates (full-time + part-time) from Part A	231
D5	Of the total non-degree/certificate-seeking undergraduates displayed on line 4, the number that are new to the institution (entering the institution for the first time)	83
	Total <u>entering students</u> at the undergraduate level	
D6	Note: This is calculated as first-time students (line D2) + students transferring to the institution (line D3) + non-degree/certificate-seeking undergraduates entering in Fall 2009 (line D5).	3,192
D7	Percentage of undergraduate entering class represented by your GRS <u>cohort</u> (line D1/line D6)	55

Institution: University of Nebraska at Omaha (181394)

User ID: P91813941

Part E - First-time Bachelor's Cohort Retention Rates

Retention rates will be calculated based on information provided below.

Academic reporters report retention data as of the institution's official fall reporting date or as of October 15. Program reporters report retention data on students enrolled in the institution at any time between August 1 and October 31.

If there are no students to be reported in a cohort, please enter zero. Do not leave the field blank.

When reporting data below, remember to:

- Include only first-time **bachelor's** students in your full- and part-time cohorts. Do not include students who transferred into your institution.
- Determine student status (full- or part-time) using Fall 2008 status (e.g. if a student was part-time in Fall 2008, report them in the part-time cohort regardless of their Fall 2009 status).
- Report in the exclusions boxes the number of students from each cohort who left the institution for any of the following reasons: died or were totally and permanently disabled; to serve in the armed forces (including those called to active duty); to serve with a foreign aid service of the Federal Government (e.g. Peace Corps); or to serve on official church missions.

The system will subtract exclusions from the original cohorts and use adjusted cohorts for calculating retention rates. **Retention rates will be calculated by the system after clicking 'Save.'**

FULL-TIME, FIRST-TIME BACHELOR'S COHORT RETENTION:

Preloaded cohort

Full-time, first-time Fall 2008 bachelor's cohort	<input type="text" value="1,755"/>	1,764
<u>Exclusions</u> from the cohort	<input type="text" value="0"/>	
Adjusted cohort	1,755	
Students from Fall 2008 cohort still enrolled as of Fall 2009	<input type="text" value="1,256"/>	
Full-time, first-time Fall 2008 bachelor's cohort retention rate	72 %	

PART-TIME, FIRST-TIME BACHELOR'S COHORT RETENTION:

Part-time, first-time Fall 2008 bachelor's cohort	<input type="text" value="52"/>	52
<u>Exclusions</u> from the cohort	<input type="text" value="0"/>	
Adjusted cohort	52	
Students from Fall 2008 cohort still enrolled as of Fall 2009	<input type="text" value="23"/>	
Part-time, first-time bachelor's cohort retention rate	44 %	

You may use the space below to provide context for the data you've reported above.

Institution: University of Nebraska at Omaha (181394)

User ID: P91813941

Part F - Student-to-Faculty Ratio

Please provide your institution's student-to-faculty ratio (i.e., student-to-instructional staff) for Fall 2009. The student-to-faculty ratio and any accompanying context that is provided will be displayed on College Navigator.

Note: Logic in this item is similar to item I-2 from the Common Data Set data collection.


Click [here](#) to use a worksheet to help you determine the student-to-faculty ratio

Student-to-faculty ratio

to 1

You may use the space below to provide context for the data you've reported above.

These context notes will be posted on the College Navigator website, and should be written to be understood by students and parents.



Institution: University of Nebraska at Omaha (181394)

User ID: P91813941

Explanation Report

There are no explanations for selected survey and institution

Print Form(s)

Go Back