

2012

## Student Financial Aid 2012-13

UNO Office of Institutional Effectiveness  
*University of Nebraska at Omaha*

Follow this and additional works at: <https://digitalcommons.unomaha.edu/ipedsfinancialaid>

 Part of the [Educational Assessment, Evaluation, and Research Commons](#), and the [Higher Education Commons](#)

Please take our feedback survey at: [https://unomaha.az1.qualtrics.com/jfe/form/SV\\_8cchtFmpDyGfBLE](https://unomaha.az1.qualtrics.com/jfe/form/SV_8cchtFmpDyGfBLE)

---

### Recommended Citation

Office of Institutional Effectiveness, UNO, "Student Financial Aid 2012-13" (2012). *IPEDS Financial Aid*. 6. <https://digitalcommons.unomaha.edu/ipedsfinancialaid/6>

This Report is brought to you for free and open access by the Integrated Postsecondary Education Data System at DigitalCommons@UNO. It has been accepted for inclusion in IPEDS Financial Aid by an authorized administrator of DigitalCommons@UNO. For more information, please contact [unodigitalcommons@unomaha.edu](mailto:unodigitalcommons@unomaha.edu).

Institution: University of Nebraska at Omaha (181394)

User ID: P1813941

## Overview

### IPEDS Student Financial Aid Component Overview

#### Public Academic Reporters

Welcome to the Student Financial Aid (SFA) component of the U.S. Department of Education's Integrated Postsecondary Education Data System (IPEDS). The purpose of the SFA component is to collect information about financial aid provided to various groups of undergraduate students at your institution.

#### Changes to This Year's SFA Component

- Only one year of data will be collected for existing institutions. New institutions will need to report multiple years of data. Changes to prior years of data must be made in the Prior Year Revision System.
- SFA is now part of the Winter collection. The Winter collection will close for keyholders on February 6, 2013.
- In Part E (data for Group 4), Column 2 has been revised for clarity. It now more clearly matches with the data in Column 3.

#### Data Reporting Reminders

##### Groups

Throughout this component, you will be asked to report information for different groups of students.

- **Group 1:** All undergraduate students
- **Group 2:** Of Group 1, full-time, first-time degree/certificate-seeking students
- **Group 3:** Of Group 2, students who paid the in-state/in-district tuition rate and were awarded any grant/scholarship aid from the federal government, state/local government, or the institution
- **Group 4:** Of Group 2, students who paid the in-state/in-district tuition rate and were awarded any Title IV federal student aid

Consult the instructions and screens to make sure you are reporting the correct aid amounts for the correct groups of students.

#### College Affordability and Transparency Lists

Net price amounts calculated in SFA will be used to populate the Department's College Affordability and Transparency lists.

#### Interactive Edits and Error Messages

SFA contains interactive edits that will check for blank fields, invalid values, or values that fall outside expected ranges. Some error messages will require you to confirm or explain the values that you entered. Some error messages are fatal and will require you to contact the IPEDS Help Desk at 1-877-225-2568 for resolution.

#### Context Boxes

You will find optional text boxes throughout SFA. Context boxes allow you to provide more information about the data you enter. Some of these context boxes may be made available to the public on College Navigator, so make sure that the information you enter can be understood easily by students, parents, and the general public.

#### Resources

To download the survey materials for this component: [Survey Materials](#)

To access your prior year data submission for this component: [Reported Data](#)


If you have questions about completing this component, please contact the **IPEDS Help Desk at 1-877-225-2568**.

**Part A**

**Part A - Establish Your Groups**

Part A establishes the number of students in various groups. Note that the numbers on this screen will be carried forward to other parts of the Student Financial Aid component.

In the fields below, report the number of students in each of the following groups.

	 Fall 2011	YOUR PRIOR YEAR DATA Fall 2010
<b>01. Group 1</b> All undergraduate students	11,964	11,833
<b>02. Group 2</b> Of those in Group 1, those who are full-time, first-time degree/certificate-seeking	1,710	1,720
<b>02a.</b> Of those in Group 2, those who were awarded any Federal Work Study, loans to students, or grant or scholarship aid from the federal government, state/local government, the institution, or other sources known to the institution	1,418	1,374
<b>02b.</b> Of those in Group 2, those who were awarded any loans to students or grant or scholarship aid from the federal government, state/local government, or the institution	1,264	1,283
<b>03. Group 3</b> Of those in Group 2, those who paid the in-state or in-district tuition rate and were awarded grant or scholarship aid from the federal government, state/local government, or the institution	856	884
<b>04. Group 4</b> Of those in Group 2, those who paid the in-state or in-district tuition rate and were awarded any Title IV federal student aid	946	986

**Part B**

**Part B - Enter Information About Group 1**

Part B includes information about Group 1. Group 1 students are all undergraduate students enrolled in Fall 2011.


For this part, report:

For These Students	The Following Type(s) of Aid	Awarded in This Period
<ul style="list-style-type: none"> <li>All undergraduate students enrolled in Fall 2011</li> </ul>	<ul style="list-style-type: none"> <li>Grant or scholarship aid from the federal government</li> <li>Grant or scholarship aid from state/local government</li> <li>Grant or scholarship aid from the institution</li> <li>Grant or scholarship aid from other sources known to the institution</li> <li>Loans to students from the federal government</li> </ul>	<ul style="list-style-type: none"> <li>Any time during academic year 2011-12</li> </ul>

In the fields below, report the number of Group 1 students and the total amount of aid awarded to these students for each type of aid.

Information from Part A:	Fall 2011
<b>Group 1</b> All undergraduate students (This number is carried forward from Part A, Line 01.)	11,964

Aid Type	2011-12			
	Number of Group 1 students who were awarded aid	Percentage of Group 1 students who were awarded aid	Total amount of aid awarded to Group 1 students	Average amount of aid awarded to Group 1 students
01. Grant or scholarship aid from the federal government, state/local government, the institution, and other sources known to the institution	6,783	57	43,597,501	6,427
02. Pell grants	3,780	32	14,093,076	3,728
03. Federal student loans	5,388	45	37,606,591	6,980

 You may use the space below to provide context for data you've reported above. These context notes may be posted on the College Navigator website and should be written to be understood by students and parents.

**Part C, Page 1**

**Part C, Page 1 - Enter Information about Group 2**

Part C includes information about Group 2. Group 2 students are all full-time, first-time degree/certificate-seeking undergraduate students enrolled in Fall 2011.

**In the fields below, report the number of Group 2 students paying in-district, in-state, and out-of-state tuition rates. If your institution does not offer different rates, report all students as paying in-state tuition rates.**

Information from Part A:		Fall 2011		
<b>Group 2</b> Full-time, first-time degree/certificate-seeking undergraduates (This number is carried forward from Part A, Line 02)				1,710
Group 2 students:		Fall 2011		YOUR PRIOR YEAR DATA
		Number of Group 2 students	Percentage of Group 2 students	Fall 2010 Percentage of Group 2 students
<b>01. 01a.</b>	<u>paying in-district tuition rates</u>	<input type="text" value="0"/>	0	<b>0</b>
<b>01b.</b>	<u>paying in-state tuition rates</u>	<input type="text" value="1,553"/>	91	<b>91</b>
<b>01c.</b>	<u>paying out-of-state tuition rates</u>	<input type="text" value="157"/>	9	<b>9</b>
<b>01d.</b>	Unknown (calculated value) This value is calculated using the following formula: [A02-(C01a+C01b+C01c)]	0	0	<b>0</b>

**Part C, Page 2**

**Part C, Page 2 - Enter Information about Group 2**

Part C includes financial aid information about Group 2. Group 2 students are all full-time, first-time degree/certificate-seeking undergraduate students enrolled in Fall 2011.

For this part, report:


For These Students	The Following Type(s) of Aid	Awarded in This Period
<ul style="list-style-type: none"> <li>Full-time, first-time degree/certificate-seeking undergraduate students enrolled in Fall 2011</li> </ul>	<ul style="list-style-type: none"> <li>Grant or scholarship aid from the federal government</li> <li>Grant or scholarship aid from state/local government</li> <li>Grant or scholarship aid from the institution</li> <li>Loans to students from the federal government and from other sources, including private or other loans</li> <li>Do <u>not</u> include grant or scholarship aid from private or other sources</li> <li>Do <u>not</u> include PLUS loans or loans made to anyone other than the student</li> </ul>	<ul style="list-style-type: none"> <li>Any time during academic year 2011-12</li> <li>For program reporters, this is the aid year period from July 1, 2011 through June 30, 2012.</li> </ul>

In the fields below, report the number of Group 2 students and the total amount of aid awarded to these students for each type of aid. Enter unduplicated student counts within a category (e.g., Pell grants). However, a student can appear in more than one aid category.

Information from Part A:	Fall 2011
<b>Group 2</b> Full-time, first-time degree/certificate-seeking undergraduates (This number is carried forward from Part A, Line 02)	1,710
<b>Group 2a</b> Of those in Group 2, those who were awarded any Federal Work Study, loans to students, or grant or scholarship aid from the federal government, state/local government, the institution, or other sources known to the institution (This number is carried forward from Part A, Line 02a)	1,418
<b>Group 2b</b> Of those in Group 2, those who were awarded any loans to students or grant or scholarship aid from the federal government, state/local government, or the institution (This number is carried forward from Part A, Line 02b)	1,264
<b>Group 3</b>	856

Of those in Group 2, those who were awarded grant or scholarship aid from the federal government, state/local government, or the institution

Aid Type	Fall 2011				YOUR PRIOR YEAR DATA
	Number of Group 2 students who were awarded aid	Percentage of Group 2 students who were awarded aid	Total amount of aid awarded to Group 2 students	Average amount of aid awarded to Group 2 students	Fall 2010
					Average amount of aid awarded to Group 2 students
<b>01.</b> Grants or scholarships from the federal government, state/local government, or the institution	962	56	5,575,794	5,796	<b>5,457</b>
<b>02.</b> Federal grants	571	33	2,258,333	3,955	<b>4,391</b>
<b>02a.</b> Pell grants	571	33	2,240,083	3,923	<b>4,132</b>
<b>02b.</b> Other federal grants	16	1	18,250	1,141	<b>709</b>
<b>03.</b> State/local government grants or scholarships (grants/scholarships/waivers)	142	8	169,673	1,195	<b>1,285</b>
<b>04.</b> Institutional grants or scholarships (scholarships/fellowships)	814	48	3,147,788	3,867	<b>3,726</b>
<b>05.</b> Loans to students	773	45	3,997,972	5,172	<b>5,229</b>
<b>05a.</b> Federal loans	766	45	3,783,820	4,940	<b>4,929</b>
<b>05b.</b> Other loans (including private loans)	30	2	214,152	7,138	<b>7,892</b>

 You may use the space below to provide context for the data you've reported above. These context notes may be posted on the College Navigator website and should be written to be understood by students and parents. For example, institutions may report here other sources of private aid not included in the categories above.



**Part D**

**Part D - Enter Information about Group 3**

Part D includes financial aid information about Group 3. Group 3 students are all full-time, first-time degree/certificate-seeking undergraduate students enrolled in Fall 2011 who paid the in-state or in-district tuition rate and were awarded grant or scholarship aid from the following sources: the federal government, state/local government, or the institution. The information you report in this part will be used in Part F to calculate average institutional net price.

For this part report:

For These Students	The Following Type(s) of Aid	Awarded in This Period
<ul style="list-style-type: none"> <li>Full-time, first-time degree/certificate-seeking undergraduate students enrolled in Fall 2011 who paid the in-state or in-district tuition rate and were awarded grant or scholarship aid from the following sources: the federal government, state/local government, or the institution</li> <li>Do <u>not</u> include students who were awarded only grant or scholarship aid from private or other sources, or students who were awarded only non-grant aid</li> </ul>	<ul style="list-style-type: none"> <li>Grant or scholarship aid from the federal government</li> <li>Grant or scholarship aid from state/local government</li> <li>Grant or scholarship aid from the institution</li> <li>Do <u>not</u> include grant or scholarship aid from private or other sources</li> </ul>	<ul style="list-style-type: none"> <li>Any time during academic year 2011-12</li> </ul>

In the fields below, report the number of Group 3 students with each type of living arrangement and the total amount of grant or scholarship aid from the federal government, state/local government, or the institution awarded to these students.

Information from Part A:		2011-2012	YOUR PRIOR YEAR DATA	YOUR PRIOR YEAR DATA
			2010-2011	2009-2010
<b>Group 3</b> Full-time, first-time degree/certificate-seeking undergraduate students who paid the in-state or in-district tuition rate and were awarded grant or scholarship aid from the following sources: the federal government, state/local government, or the institution (This number is carried forward from Part A, Line 03)		856	884	887
<b>01.</b>	<b>Report the number of Group 3 students with the following living arrangements:</b>	<b>2011-12</b>	<b>YOUR PRIOR YEAR DATA</b>	<b>YOUR PRIOR YEAR DATA</b>
			<b>2010-11</b>	<b>2009-10</b>
<b>01a.</b>	On-campus	<input type="text" value="440"/>	477	408
<b>01b.</b>	Off-campus (with family)		242	275

			240		
	<b>01c.</b>	Off-campus (not with family)	87	85	104
	<b>01d.</b>	Unknown (calculated) This value is calculated using the following formula: [A03-(D01a+D01b+D01c)]	89	80	100
<b>02.</b>	<b>Report the total amount of grant or scholarship aid from the federal government, state/local government, or the institution awarded to Group 3 students</b>		4,598,765	4,653,634	4,469,459
<b>03.</b>	Average grant or scholarship aid from the federal government, state/local government, or the institution awarded to Group 3 students (calculated value). This value is calculated using the following formula: [D02/A03]		5,372	5,264	5,039

You may use the space below to provide context for the data you've reported above.

**Part E**

**Part E – Enter Information about Group 4**

Part E includes financial aid information about Group 4. Group 4 students are all full-time, first-time degree/certificate-seeking undergraduate students enrolled in Fall 2011 who paid the in-state or in-district tuition rate and were awarded any Title IV federal student aid, including federal grants or federal student loans. The information you report in this part will be used in Part G to calculate average institutional net price by income level.

For this part, report:

For These Students	The Following Type(s) of Aid	Awarded in This Period
<ul style="list-style-type: none"> <li>• Full-time, first-time degree/certificate-seeking undergraduate students enrolled in Fall 2011 who paid the in-state or in-district tuition rate and were awarded any Title IV federal student aid</li> </ul>	<ul style="list-style-type: none"> <li>• Grant or scholarship aid from the federal government</li> <li>• Grant or scholarship aid from state/local government</li> <li>• Grant or scholarship aid from the institution</li> <li>• Do not include grant or scholarship aid from private or other sources</li> <li>• Do not include loan amounts</li> <li>• Do not include Federal Work Study amounts</li> </ul>	<ul style="list-style-type: none"> <li>• Any time during academic year 2011-12</li> </ul>

In the fields below, report the number of Group 4 students with each type of living arrangement and the total amount of grant or scholarship aid from the federal government, state/local government, or the institution awarded to these students by income level.

Information from Part A:		2011-12	2010-11	2009-10
<b>Group 4</b> Full-time, first-time degree/certificate-seeking undergraduate students who paid the in-state or in-district tuition rate and were awarded any Title IV federal student aid (This number is carried forward from Part A, Line 04)		946	986	960
<b>01.</b>	<b>Report the number of Group 4 students with the following living arrangements:</b>	<b>2011-12</b>	<b>YOUR PRIOR YEAR DATA</b>	<b>YOUR PRIOR YEAR DATA</b>
			<b>2010-11</b>	<b>2009-10</b>
<b>01a.</b>	<u>On-campus</u>	<input type="text" value="541"/>	559	497
<b>01b.</b>	<u>Off-campus (with family)</u>	<input type="text" value="304"/>	332	327
<b>01c.</b>	<u>Off-campus (not with family)</u>	<input type="text" value="101"/>	95	135
<b>01d.</b>	Unknown (calculated) This value is calculated using the formula: [A04-(E01a+E01b+E01c)]	0	0	1
		<b>2011-12</b>		
	<b>Number of Group 4 students who were awarded any Title IV aid</b>	<b>Number of Group 4 students who were awarded any grant or scholarship aid from the following sources: the federal government, state/local government, or the institution</b>	<b>Total amount of grant or scholarship aid awarded to Group 4 students from the following sources: the federal government, state/local government, or the institution</b>	

			Col. 1	Col. 2	Col. 3	Average amount of grant or scholarship aid awarded to Group 4 students from the following sources: the federal government, state/local government, or the institution Col. 4
<b>02.</b>	<b>Income level</b>					
	<b>02a.</b>	<b>\$0-30,000</b>	230	229	1,639,704	7,129
	<b>02b.</b>	<b>\$30,001-48,000</b>	151	149	932,040	6,172
	<b>02c.</b>	<b>\$48,001-75,000</b>	230	148	840,340	3,654
	<b>02d.</b>	<b>\$75,001-110,000</b>	162	11	255,411	1,577
	<b>02e.</b>	<b>\$110,001 and more</b>	173	1	119,804	693
	<b>02f.</b>	<b>Total all income levels</b>	946	538	3,787,299	4,003
<b>2010-11</b>						
			<b>Col. 1</b>	<b>Col. 2</b>	<b>Col. 3</b>	<b>Col. 4</b>
<b>03.</b>	<b>Income level</b>					
	<b>03a.</b>	<b>\$0-30,000</b>	216	215	1,582,418	7,326
	<b>03b.</b>	<b>\$30,001-48,000</b>	167	165	1,088,596	6,519
	<b>03c.</b>	<b>\$48,001-75,000</b>	232	133	788,358	3,398
	<b>03d.</b>	<b>\$75,001-110,000</b>	196	17	317,206	1,618
	<b>03e.</b>	<b>\$110,001 and more</b>	175	1	142,503	814
	<b>03f.</b>	<b>Total all income levels</b>	986	531	3,919,081	3,975
<b>2009-10</b>						
			<b>Col. 1</b>	<b>Col. 2</b>	<b>Col. 3</b>	<b>Col. 4</b>
<b>04.</b>	<b>Income level</b>					
	<b>04a.</b>	<b>\$0-30,000</b>	169	165	905,004	5,355
	<b>04b.</b>	<b>\$30,001-48,000</b>	151	142	653,039	4,325
	<b>04c.</b>	<b>\$48,001-75,000</b>	217	111	328,080	1,512
	<b>04d.</b>	<b>\$75,001-110,000</b>	227	10	20,909	92
	<b>04e.</b>	<b>\$110,001 and more</b>	196	0	0	0
	<b>04f.</b>	<b>Total all income levels</b>	960	428	1,907,032	1,986

You may use the space below to provide context for the data you've reported above.



**Part F**

**Part F – Net Price Calculation for Group 3**

The following net price calculation is based on information that your institution reported in the Institutional Characteristics component and the Student Financial Aid component. For more information about the data your institution reported in the Institutional Characteristics component, please contact your institution's IPEDS Keyholder.


	2011-12	YOUR PRIOR YEAR DATA 2010-11	YOUR PRIOR YEAR DATA 2009-10
<b>Components of cost of attendance</b>			
01. Published tuition and required fees (lower of in-district or in-state)	6,280	5,880	5,080
02. Books and supplies	950	900	900
03. <b>Room and board and other expenses by living arrangement</b>			
03a. <u>On campus</u>	11,540	11,210	10,630
03b. <u>Off-campus (with family)</u>	3,400	3,460	3,400
03c. <u>Off-campus (not with family)</u>	10,690	10,990	10,670
04. <b>Number of Group 3 students by living arrangement</b>			
04a. <u>On campus</u>	440	477	408
04b. <u>Off-campus (with family)</u>	240	242	275
04c. <u>Off-campus (not with family)</u>	87	85	104
04d. <u>Unknown</u>	89	80	100
05. <b>Weighted average for room and board and other expenses by living arrangement (excluding unknown values)</b> See instructions for the formula for this calculation	8,897	8,854	8,109
06. <b>Total cost of attendance</b> This value is calculated using the following formula: [F01+F02+F05]	16,127	15,634	14,089
07. <b>Average amount of grant or scholarship aid awarded to Group 3 students from the following sources: the federal government, state/local government, and the institution</b>	5,372	5,264	5,039
08. <b>Average institutional net price for Group 3 students</b> This value is calculated using the following formula: [F06-F07]	10,755	10,370	9,050

As required by the Higher Education Opportunity Act of 2008, these amounts will be posted on the U.S. Department of Education's College Navigator website and used in the U.S. Department of Education's College Affordability and Transparency Lists.

Do you wish to provide additional context notes?

Yes

No

 You may use the space below to provide context for these data. These context notes may be posted on the College Navigator website and should be written to be understood by students and parents.



**Part G**

**Part G – Net Price Calculation for Group 4**

The following net price calculation is based on information that your institution reported in the Institutional Characteristics component and the Student Financial Aid component. For more information about the data your institution reported in the Institutional Characteristics component, please contact your institution's IPEDS Keyholder.

		2011-12	YOUR PRIOR YEAR DATA 2010-11	YOUR PRIOR YEAR DATA 2009-10
<b>Components of cost of attendance</b>				
01.	Published tuition and required fees (lower of in-district or in-state)	6,280	5,880	5,080
02.	Books and supplies	950	900	900
03.	<b>Room and board and other expenses by living arrangement</b>			
03a.	On campus	11,540	11,210	10,630
03b.	Off-campus (with family)	3,400	3,460	3,400
03c.	Off-campus (not with family)	10,690	10,990	10,670
04.	<b>Number of Group 4 students by living arrangement</b>			
04a.	On campus	541	559	497
04b.	Off-campus (with family)	304	332	327
04c.	Off-campus (not with family)	101	95	135
04d.	Unknown	0	0	1
05.	<b>Weighted average for room and board and other expenses by living arrangement (excluding unknown values)</b> See instructions for the formula for this calculation	8,833	8,579	8,170
06.	<b>Total cost of attendance by income level</b> This value is calculated using the following formula: [G01+G02+G05]	16,063	15,359	14,150
07.	<b>Average amount of grant or scholarship aid awarded to Group 4 students from the following sources: the federal government, state/local government, and the institution</b>	4,003	3,975	1,986
07a.	\$0-30,000	7,129	7,326	5,355
07b.	\$30,001-48,000	6,172	6,519	4,325
07c.	\$48,001-75,000	3,654	3,398	1,512
07d.	\$75,001-110,000	1,577	1,618	92
07e.	\$110,001 and more	693	814	0
08.	<b>Average institutional net price for Group 4 students</b> This value is calculated using the following formula: [G06-G07]			
08a.	\$0-30,000	8,934	8,033	8,795
08b.	\$30,001-48,000	9,891	8,840	9,825
08c.	\$48,001-75,000	12,409	11,961	12,638
08d.	\$75,001-110,000	14,486	13,741	14,058
08e.	\$110,001 and more	15,370	14,545	14,150

As required by the Higher Education Opportunity Act of 2008, these amounts will be posted on the U.S. Department of Education's College Navigator website.

Do you wish to provide additional context notes?



Yes

No



**You may use the space below to provide context for these data. These context notes may be posted on the College Navigator website and should be written to be understood by students and parents.**

Institution: University of Nebraska at Omaha (181394)

User ID: P1813941

### Prepared by

This survey component was prepared by:

<input type="radio"/>	Keyholder	<input checked="" type="radio"/>	SFA Contact	<input type="radio"/>	HR Contact	<input type="radio"/>	Finance Contact	<input type="radio"/>	Other
Name:	<input type="text" value="Sheri Croghan"/>								
Email:	<input type="text" value="scroghan@unomaha.e"/>								

How long did it take to prepare this survey component?  hours  minutes

The name of the preparer is being collected so that we can follow up with the appropriate person in the event that there are questions concerning the data. The Keyholder will be copied on all email correspondence to other preparers.

The time it took to prepare this component is being collected so that we can continue to improve our estimate of the reporting burden associated with IPEDS. Please include in your estimate the time it took for you to review instructions, query and search data sources, complete and review the component, and submit the data through the Data Collection System.

Thank you for your assistance.

**Summary****IPEDS Student Financial Aid (SFA) Survey Summary**

IPEDS collects important information regarding your institution. All data reported in IPEDS survey components become available in the IPEDS Data Center and appear as aggregated data in various Department of Education reports. Additionally, some of the reported data appears specifically for your institution through the College Navigator website and is included in your institution's Data Feedback Report (DFR). The purpose of this summary is to provide you an opportunity to view some of the data that, when accepted through the IPEDS quality control process, will appear on the College Navigator website and/or your DFR. College Navigator is updated approximately three months after the data collection period closes and Data Feedback Reports will be available through the ExPT and sent to your institution's CEO in November 2013.

Please review your data for accuracy. If you have questions about the data displayed below after reviewing the data reported on the survey screens, please contact the IPEDS Help Desk at: 1-877-225-2568 or [ipedshelp@rti.org](mailto:ipedshelp@rti.org).

Total grant aid received by all undergraduate students	\$43,597,501
Number of undergraduate students who received a Pell Grant	3,780
Percentage of FTFT students receiving any financial aid	83%

	Percentage of FTFT students receiving grant aid by type	Average amount of grant aid received by type
Total	56%	\$5,796
Federal Government	33%	\$3,955
Pell	33%	\$3,923
Other Federal	1%	\$1,141
State/Local Government	8%	\$1,195
Institutional	48%	\$3,867

	Percentage of FTFT students receiving loans by type	Average amount of loans received by type
Total	45%	\$5,172
Federal	45%	\$4,940
Non-federal	2%	\$7,138

Average net price for FTFT students who receive grant aid	\$10,755
Average net price for FTFT students who receive Title IV federal student aid	
\$0 - 30,000	\$8,934
\$30,001 - 48,000	\$9,891
\$48,001 - 75,000	\$12,409
\$75,001 - 110,000	\$14,486
\$110,001 and more	\$15,370



**Student Financial Aid**

**University of Nebraska at Omaha (181394)**

Source	Description	Severity	Resolved	Options
<b>Screen: Part C, Page 2 - Enter Information about Group 2</b>				
Screen Entry	The average amount of this type of aid awarded to Group 2 students (1,141) is outside the expected range of between 568 and 850 when compared with the prior year value. Please check the number of students and the total amount of aid awarded to these students, and fix or explain the discrepant values. (Error #7147)	Explanation	Yes	
Reason:	02B - The number of students and the total aid awarded to these students is correct. The reason the average amount of aid awarded is outside the expected range is because in the prior year, 10/11, AC Grant was included in the "Other Federal Grant" total. There were no AC Grants for 11/12 which significantly reduced the student count, and therefore, increased the average aid awarded.			