


2018

## Admissions 2018-19

UNO Office of Institutional Effectiveness  
*University of Nebraska at Omaha*

Follow this and additional works at: <https://digitalcommons.unomaha.edu/ipedsadmissions>

 Part of the [Educational Assessment, Evaluation, and Research Commons](#), and the [Higher Education Commons](#)

Please take our feedback survey at: [https://unomaha.az1.qualtrics.com/jfe/form/SV\\_8cchtFmpDyGfBLE](https://unomaha.az1.qualtrics.com/jfe/form/SV_8cchtFmpDyGfBLE)

---

### Recommended Citation

of Institutional Effectiveness, UNO Office, "Admissions 2018-19" (2018). *IPEDS Admissions*. 5.  
<https://digitalcommons.unomaha.edu/ipedsadmissions/5>

This Report is brought to you for free and open access by the Integrated Postsecondary Education Data System at DigitalCommons@UNO. It has been accepted for inclusion in IPEDS Admissions by an authorized administrator of DigitalCommons@UNO. For more information, please contact [unodigitalcommons@unomaha.edu](mailto:unodigitalcommons@unomaha.edu).

Institution: University of Nebraska at Omaha (181394)  
User ID: P1813941

## Overview

### Admissions Overview

Welcome to the IPEDS Admissions (ADM) survey component. The primary purpose of ADM is to collect basic information about the undergraduate selection process for entering first-time, degree/certificate-seeking students. This includes information about admissions considerations, admissions yields, and SAT and ACT test scores (if test scores are required for admission). ADM will be collected only from institutions that do not have an open admissions policy for entering first-time students.

#### Recent changes

- SAT Evidence-Based Reading and Writing and math scores should be reported based on the new (2016) SAT score range 200-800.
- Due to changes in the SAT, institutions will need to convert scores from the old SAT to the new (2016) SAT using College Board Concordance tables.

#### Data Reporting Reminders

- Institutions operating on a traditional academic year calendar (semester, trimester, quarter, or 4-1-4) report admissions as of the institution's official fall reporting date or October 15. Institutions operating on an "other academic calendar", a calendar that differs by program, or that enrolls students on a continuous basis (referred to as program reporters) report admissions as students who enroll any time during the period of August 1 through October 31.
- ADM is only applicable to first-time entering students; do not include other students in the number of applicants, number of admits, and number (of admitted) that enrolled. Only include levels (full-time, part-time) that you indicated were offered in the IC Header. If you made an error in the IC Header, please call the IPEDS Help Desk.

#### Resources:

To download the survey materials for this component: [Survey Materials](#)

To access your prior year data submission for this component: [Reported Data](#)

If you have questions about completing this survey, please contact the **IPEDS Help Desk at 1-877-225-2568**.

### Admissions Considerations

1. Please select the option that best describes how your institution uses any of the following data in its undergraduate selection process.

Admission Considerations	Required	Considered but not required	Recommended	Neither Required nor Recommended
Secondary school GPA	<input type="radio"/>	<input type="radio"/>	<input checked="" type="radio"/>	<input type="radio"/>
Secondary school rank	<input checked="" type="radio"/>	<input type="radio"/>	<input type="radio"/>	<input type="radio"/>
Secondary school record	<input checked="" type="radio"/>	<input type="radio"/>	<input type="radio"/>	<input type="radio"/>
Completion of college-preparatory program	<input checked="" type="radio"/>	<input type="radio"/>	<input type="radio"/>	<input type="radio"/>
Recommendations	<input type="radio"/>	<input type="radio"/>	<input checked="" type="radio"/>	<input type="radio"/>
Formal demonstration of competencies (e.g., portfolios, certificates of mastery, assessment instruments)	<input type="radio"/>	<input type="radio"/>	<input type="radio"/>	<input checked="" type="radio"/>
<u>Admission test scores</u>				
<u>SAT / ACT</u>	<input checked="" type="radio"/>	<input type="radio"/>	<input type="radio"/>	<input type="radio"/>
Other Test (ABT, Wonderlic, WISC-III, etc.) Note: If this is the only requirement other than a diploma or equivalent, and few students are not admitted due to this test, your institution is open enrollment. Please contact the Help Desk to correct your response to this question.	<input type="radio"/>	<input type="radio"/>	<input type="radio"/>	<input checked="" type="radio"/>
<u>TOEFL</u> (Test of English as a Foreign Language)	<input checked="" type="radio"/>	<input type="radio"/>	<input type="radio"/>	<input type="radio"/>



You may use the space below to provide context for the data you've reported above. These context notes will be posted on the College Navigator website, and should be written so they can be understood by students and parents.

UNO admits new freshman based on ACT scores, SAT scores, or their ranking in the upper one-half of the graduation class.

### Selection Process - A/A/E

2. Provide the number of first-time, degree/certificate-seeking undergraduate students who applied, who were admitted, and who enrolled (either full- or part-time) at your institution for Fall 2018. Include early decision, early action, and students who began studies during the summer prior to Fall 2018.

Remember that this question is only applicable to first-time students, do not include other students in these totals.


Only include levels that you indicated were offered in the IC Header. If you made an error in the IC Header, please remember to fix the error next year.


	Men	Women	Total
Number of <u>applicants</u>	3,354	4,816	8,170
Number of <u>admissions</u>	2,744	3,929	6,673
Number (of admitted) that enrolled <u>full-time</u>	914	1,189	2,103
Number (of admitted) that enrolled <u>part-time</u>	19	29	48
Total enrolled full-time and part-time	933	1,218	2,151
Percent of admissions enrolled full-time and part-time	34	31	32

### Selection Process - Test Scores

3. Provide data for Fall 2018. Include new students admitted the summer prior to Fall 2018.

**SAT scores for 2018-19 must be reported using the new (2016) SAT score scale. Please see instructions for more information.**

Number of enrolled students that submitted <u>SAT</u> scores		
Percent of enrolled students that submitted SAT scores		
Number of enrolled students that submitted <u>ACT</u> scores		2,058
Percent of enrolled students that submitted ACT scores		96
	<b>25th Percentile</b>	<b>75th Percentile</b>
SAT Evidence-Based Reading and Writing		
SAT Math		
ACT Composite	19	26
ACT English	18	26
ACT Math	17	25

 You may use the space below to provide context for the data you've reported above. These context notes will be posted on the College Navigator website, and should be written to be understood by students and parents.

UNO admits new freshman based on ACT scores, SAT scores, or their ranking in the upper one-half of the graduation class.

**Prepared by**

The name of the preparer is being collected so that we can follow up with the appropriate person in the event that there are questions concerning the data. The Keyholder will be copied on all email correspondence to other preparers.

The time it took to prepare this component is being collected so that we can continue to improve our estimate of the reporting burden associated with IPEDS. Please include in your estimate the time it took for you to review instructions, query and search data sources, complete and review the component, and submit the data through the Data Collection System.

Thank you for your assistance.

**This survey component was prepared by:**

- |                                       |  |  |
|---------------------------------------|--|--|
| <input type="radio"/> Keyholder       | <input type="radio"/> SFA Contact              | <input type="radio"/> HR Contact       |
| <input type="radio"/> Finance Contact | <input type="radio"/> Academic Library Contact | <input checked="" type="radio"/> Other |

Name: Research Analyst

Email: jgutheilbykerk@unomaha.edu

**How many staff from your institution only were involved in the data collection and reporting process of this survey component?**

1.00 Number of Staff (including yourself)

**How many hours did you and others from your institution only spend on each of the steps below when responding to this survey component?**

*Exclude the hours spent collecting data for state and other reporting purposes.*

Staff member	Collecting Data Needed	Revising Data to Match IPEDS Requirements	Entering Data	Revising and Locking Data
Your office	4.00 hours	hours	1.00 hours	1.00 hours
Other offices	hours	hours	hours	hours

**Summary**

**Admissions Component Summary**

IPEDS collects important information regarding your institution. All data reported in IPEDS survey components become available in the IPEDS Data Center and appear as aggregated data in various Department of Education reports. Additionally, some of the reported data appears specifically for your institution through the College Navigator website and is included in your institution’s Data Feedback Report (DFR). The purpose of this summary is to provide you an opportunity to view some of the data that, when accepted through the IPEDS quality control process, will appear on the College Navigator website and/or your DFR. College Navigator is updated approximately three months after the data collection period closes and Data Feedback Reports will be available through the Data Center and sent to your institution’s CEO in November 2018.

Please review your data for accuracy. If you have questions about the data displayed below after reviewing the data reported on the survey screens, please contact the IPEDS Help Desk at: 1-877-225-2568 or [ipedshelp@rti.org](mailto:ipedshelp@rti.org).

**ADMISSIONS INFORMATION**

Undergraduate Admissions		Total	Male	Female
Number of applicants		8,170	3,354	4,816
Percent admitted		82%	82%	82%
Percent admitted who enrolled		32%	34%	31%
Admissions Considerations	Required	Recommended		
	Secondary school rank Secondary school record Completion of college-preparatory program Admission test scores (SAT/ACT) TOEFL (Test of English as a Foreign language)	Secondary school GPA Recommendations		

Test Scores	# Submitting Scores	% Submitting Scores
SAT		N/A
ACT	2,058	96%
	25 <sup>th</sup> Percentile	75 <sup>th</sup> Percentile
SAT Evidence-Based Reading and Writing		
SAT Math		
ACT Composite	19	26
ACT English	18	26
ACT Math	17	25

**Admissions**

**University of Nebraska at Omaha (181394)**

Source	Description	Severity	Resolved	Options
<b>Screen: Selection Process - Test Scores</b>				
Screen Entry	The number of enrolled students that submitted test scores (SAT + ACT) reported on the Selection Process - Test Scores screen should be greater than or equal to the total number that enrolled full-time and part-time reported on the Selection Process - A/A/E screen. Please correct your data or explain. (Error #14232)	Explanation	Yes	
Reason:	Only one student reported an SAT score.			