


Fall 1986

## Fact Book 1986

UNO Office of Institutional Effectiveness  
*University of Nebraska at Omaha*

Follow this and additional works at: <https://digitalcommons.unomaha.edu/oiefactbooks>

 Part of the [Educational Assessment, Evaluation, and Research Commons](#), and the [Higher Education Commons](#)

Please take our feedback survey at: [https://unomaha.az1.qualtrics.com/jfe/form/SV\\_8cchtFmpDyGfBLE](https://unomaha.az1.qualtrics.com/jfe/form/SV_8cchtFmpDyGfBLE)

---

### Recommended Citation

Office of Institutional Effectiveness, UNO, "Fact Book 1986" (1986). *Fact Book*. 6.  
<https://digitalcommons.unomaha.edu/oiefactbooks/6>

This Report is brought to you for free and open access by the Systems Intelligence and Data Analytics (SIDA) at DigitalCommons@UNO. It has been accepted for inclusion in Fact Book by an authorized administrator of DigitalCommons@UNO. For more information, please contact [unodigitalcommons@unomaha.edu](mailto:unodigitalcommons@unomaha.edu).

Maynard

**Institutional  
Research**

**FACT BOOK**

**1986-1987**



University of  
Nebraska  
at Omaha

## PREFACE

This fifth edition of the University at Omaha Fact Book has been designed to present a variety of information and data, about the University, in a concise, easily used format. I hope this provides a profile of UNO that will expand your understanding of our institution.

I wish to thank the many individuals and departments at the University for their contributions to the Fact Book. Sources for the data are listed at the bottom of each table and illustration, and the cooperation of these sources made the project possible.

Finally, again we solicit your comments and suggestions on the Fact Book so future issues will be more helpful to you.

James Maynard  
Director of Institutional Research

TABLE OF CONTENTS

GENERAL INFORMATION . . . . .	1
The Board of Regents and the Administration . . . . .	2
Academic Department Chairpersons . . . . .	3
Goals and Objectives . . . . .	4
General Description . . . . .	4
Accreditations . . . . .	5
History . . . . .	6
Degrees and Programs Currently Offered . . . . .	8
STUDENTS AND ALUMNI . . . . .	11
Headcount Enrollment Summary; by College: Fall 1985 . . . . .	12
On-Campus Enrollment by Age Group and Sex: Fall 1985 . . . . .	13
On-Campus Enrollment by College, Sex, and Class: Fall 1985 . . . . .	15
On-Campus Enrollment by College and Major: Fall 1985 Compared to Fall 1984 . . . . .	17
Student Credit Hours Enrolled; by College and Curriculum: Fall 1982 to 1985 . . . . .	25
Student Credit Hours Enrolled; by College and Curriculum: Academic Years 1984-85 and 1985-86 . . . . .	27
Distribution of Freshman Class by Locale of High School Graduated From: Fall 1985 . . . . .	32
Number of Degrees Conferred; by College of Major or Concentration and Level of Degree: 1980-81 through 1984-85 . . . . .	36
Tuition Rates and General Student Fees: 1977-78 through 1985-86 . . . . .	38
Student Financial Aid: 1983-84 and 1984-85 . . . . .	39
Analysis of Scores on American College Testing (ACT) Examination by UNO First-Time Freshmen . . . . .	40
Residence of Alumni: Fall 1979 . . . . .	41
FACULTY . . . . .	43
Average Age, Average Years in Rank, and Average Years at UNO of all Full-Time Faculty; by College and Rank: 1985-86 . . . . .	44
Full-Time Faculty Highest Earned Degree by College and Academic Rank: 1985-86 . . . . .	45
Distribution of Full-Time Faculty by College, Rank, and Tenure Status: 1985-86 . . . . .	46
Full-Time Faculty Graduate Faculty Status; by College and Academic Rank: 1985-86 . . . . .	48
PHYSICAL PLANT AND BUDGET . . . . .	49
University Building Space Summary as of August 1986 . . . . .	50
Map of Campus of the University of Nebraska at Omaha . . . . .	51

Current Revenues and Expenditures: 1980-81, 1983-84, and 1984-85 . . . . .	52
LIBRARY . . . . .	59
University Library . . . . .	60
RESEARCH . . . . .	61
External Funding . . . . .	62
NON-CREDIT PROGRAMS . . . . .	63
Non-Credit Programs . . . . .	64

## LIST OF ILLUSTRATIONS

Percentage Age Distribution of Students: Fall 1985 . . . . .	14
"On-Campus" Undergraduate Students; by Class:	
Fall 1980 through 1985 . . . . .	16
Ten Largest Undergraduate Programs: Fall 1985 . . . . .	21
Eight Largest Graduate Programs: Fall 1985 . . . . .	24
Ten Largest Curricula in Terms of Academic Year Student Credit Hours Enrolled: Average, 1984-85 and 1985-86 . . . . .	31
Distribution of Freshmen Class by Locale of High School Graduated From: Fall 1985 . . . . .	35
Number of Degrees Conferred; by College of Major or Concentration and Level of Degree: 1980-81 through 1984-85 . . . . .	37
Residence of Alumni: Fall 1979 . . . . .	41
Percentage of Full-Time Faculty Holding Tenure; by College and Total UNO: 1984-85 and 1985-86 . . . . .	47
Map of the Campus of the University of Nebraska at Omaha . . . . .	51
Percentage Change in Current Revenues and Expenditures: 1980-81 to 1984-85 . . . . .	53
Distribution of Current Revenues for the Year Ended June 30, 1985 . . . . .	54
Distribution of Current Expenditures for the Year Ended June 30, 1985 . . . . .	55
Comparison of Distribution of Current Revenues; UNO vs all U.S. Comprehensive Universities: FY 1984 . . . . .	56
Comparison of Distribution of Current Expenditures; UNO vs all U.S. Comprehensive Universities: FY 1984 . . . . .	57

# THE UNIVERSITY OF NEBRASKA AT OMAHA

## Fact Book - 1986-87

### General Information



## UNIVERSITY OF NEBRASKA AT OMAHA

THE BOARD OF REGENTS  
 University of Nebraska  
 1986

Donald C. Fricke, D.D.S., Lincoln  
 Kermit R. Hansen, Elkhorn  
 Nancy Hoch, Nebraska City  
 Robert R. Koefoot, M.D., Grand Island  
 James H. Moylan, Omaha  
 John W. Payne, Kearney  
 Margaret Robinson, Norfolk  
 Robert G. Simmons, Jr., Scottsbluff  
 William F. Swanson, Corporation Secretary  
 Ronald W. Roskens, Ph.D., President

THE ADMINISTRATION  
 University of Nebraska at Omaha  
 1985-86

Del D. Weber, Ed.D.,  
 Chancellor

Otto F. Bauer, Ph.D.,  
 Vice Chancellor for Academic Affairs

Richard E. Hoover, Ph.D.,  
 Vice Chancellor for Educational and  
 Student Services

Louis F. Cartier, Jr., M.A.,  
 Director of University Relations

Gary L. Carrico, M.B.A.,  
 Vice Chancellor for Business & Finance

Bobby Thompson, M.Ed.,  
 Director of Intercollegiate Athletics

## THE COLLEGES

The College of Arts and Sciences  
 Dean, John M. Newton, Ph.D.

The College of Business Administration  
 Dean, Larry R. Trussell, Ph.D.

The College of Continuing Studies  
 Dean, Alan S. Hackel, Ph.D.

The College of Education  
 Dean, Richard B. Flynn, Ed.D.

The College of Engineering and Technology  
 Associate Dean, Harold L. Davis, Ed.D.

The College of Fine Arts  
 Dean, David L. Shrader, D.M.A.

The College of Graduate Studies and  
 Research  
 Dean, Margaret P. Gessaman, Ph.D.

The College of Home Economics  
 Dean, Karen E. Craig, Ph.D.

The College of Public Affairs and  
 Community Service  
 Dean, David W. Hinton, Ph.D.

The University Library  
 Director, Robert S. Runyon, M.L.S.



UNIVERSITY OF NEBRASKA AT OMAHA  
ACADEMIC DEPARTMENT CHAIRPERSONS  
1986-1987

<u>COLLEGE/DEPARTMENT</u>	<u>CHAIRPERSON/DIRECTOR</u>
<b>ARTS &amp; SCIENCES</b>	
Biology	Barbara Hayhome
Black Studies	Daniel Boamah-Wiafe
Chemistry	Roger Hoburg
Communication	Robert Carlson
English	David Raabe
Foreign Languages	Anthony Jung
Geography-Geology	Charles Gildersleeve
History	Richard Overfield
Mathematics & Computer Science	John Maloney
Philosophy & Religion	Michael Gillespie
Physics	Robert Graham
Political Science	Bernard Kolasa
Psychology	Kenneth Deffenbacher
Sociology	Andris Skreija
<b>BUSINESS ADMINISTRATION</b>	
Accounting	Frank Forbes
Economics	Kim Sosin
Finance, Banking & Insurance	William Hosek
Decision Sciences	Roger Hayen
Laws & Society	Frank Forbes
Management	Pamela Specht
Marketing	David Ambrose
<b>EDUCATION</b>	
Educational Administration & Supervision	Robert O'Reilly
Counseling & Special Education	Sandra Squires
Teacher Education	Larry Albertson
Health, Physical Education & Recreation	Michael Stewart
<b>FINE ARTS</b>	
Art	Tom Majeski
Dramatic Arts	Douglas Paterson
Music	Roger Foltz
Writers's Workshop	Arthur Homer
<b>PUBLIC AFFAIRS AND COMMUNITY SERVICE</b>	
Criminal Justice	Vincent Webb
Gerontology	James A. Thorson
Goodrich Program	Donald Dendinger
Public Administration	B. J. Reed
Social Work	Sunny Andrews
<b>UNIVERSITY LIBRARY</b>	
Circulation Services	Merri Hartze
Collection Development	John Reidelbach
Reference	Thomas Tollman
Technical Services	Ella Jane Bailey

Source: Office of Institutional Research

## UNIVERSITY OF NEBRASKA AT OMAHA

## GOALS AND OBJECTIVES

The primary purposes of the University of Nebraska at Omaha are, first, to maintain a faculty of dynamic teacher-scholars of high character and competence who will inspire able and willing students to achieve to the maximum of their abilities and, second, to provide classroom, laboratory, and library facilities adequately equipped to produce an environment conducive to learning of the highest order.

## GENERAL DESCRIPTION

With a student body of more than 15,000, the University of Nebraska at Omaha strives to treat each student as an individual, giving constant attention to the student's background, problems, and aspirations. Ample opportunity is provided for specialized study in terms of interest, talent, and ultimate vocational objective. Thus, the University is concerned that its graduates be good citizens who earn a better living and live a richer, fuller life.

A university may well be judged by the success of its graduates. In the half century since its founding, the University has furnished Omaha, the state of Nebraska, and the nation with graduates of sound intellectual training and strong character.

The University of Nebraska at Omaha is the administrative home of six colleges: Arts and Sciences, Business Administration, Continuing Studies, Education, Fine Arts, and Public Affairs and Community Service. In addition, two colleges administered by the University of Nebraska-Lincoln, (Engineering and Technology and Home Economics) have a substantial in-residence program on the campus. Finally, at UNO there is a full range of graduate programs under the administrative aegis of the University-wide Graduate College.

The University, in addition to offering courses for college credit, designs training courses for thousands of business and industrial employees; provides in-service training for elementary and secondary school teachers; conducts television classes for college credit on both commercial television and its own educational channel (KYNE-TV); and sponsors a wide variety of conferences, workshops, lectures, and fine arts events to enrich the college credit offerings.

The University of Nebraska at Omaha is a commuter campus, and has no on-campus housing for students.

#### ACCREDITATIONS

The University of Nebraska at Omaha is fully accredited by the North Central Association of Colleges and Secondary Schools, and has programs which are accredited or approved by the National Council for Accreditation of Teacher Education, the National Council on Social Work Education, the Engineers Council for Professional Development, the American Home Economics Association (for undergraduate programs), the American Dietetic Association, the American Assembly of Collegiate Schools of Business, the National Association of Schools of Public Affairs and Administration, the American Chemical Society, and the National Association of Schools of Music. Its courses are accepted for purposes of teacher certification by the Nebraska State Department of Education.

Course credits from the University of Nebraska at Omaha are accepted by other colleges and universities which are members of the North Central Association and by other regional accrediting agencies.

## UNIVERSITY OF NEBRASKA AT OMAHA

## HISTORY

What is now the University of Nebraska at Omaha was founded in 1908 as the University of Omaha, a private non-sectarian college, with a campus at 24th and Pratt Streets in northeast Omaha. The first term of the co-educational college began in 1909, under the leadership of Dr. Daniel E. Jenkins, with twenty students.

A movement to make the University a municipal institution began in 1929, and in May, 1930 the citizens of Omaha voted to establish the Municipal University of Omaha. In the summer of 1930, the Omaha Board of Education selected the first University Board of Regents who were inducted into office on July 1, 1930. In January, 1931 the new Board of Regents took over the University of Omaha and its properties.

The expansion of the Municipal University of Omaha in the early 1930's led to a decision to move the campus to a 52-acre site southwest of Dodge and 60th Streets. In November, 1936 the University secured a grant from the Works Progress Administration which, together with some accrued building funds, financed the construction of a Georgian-style building. This building, now called Arts and Sciences Hall, was finished in 1938 and served as the sole campus building until the 1950's.

In July, 1968 the citizens of Omaha voted to transfer all University property to the University of Nebraska, and the former Municipal University of Omaha became the University of Nebraska at Omaha.

The University began rapid growth when it became a part of the University of Nebraska System. Enrollment was 8,730 in Fall, 1967 which was the last year as the Municipal University of Omaha. Three years later, enrollment was 13,185, a growth of 51 percent in the first three years as the University of Nebraska at Omaha. By Fall, 1982, enrollment had reached 15,565.

The Dodge Street campus has grown from its original 52 acres to its present 88.5 acres. Recent major new buildings on the Dodge Street campus have been the Performing Arts Center; College of Business Administration Building; University Library; Health, Physical Education, and Recreation Building; and the Peter Kiewit Conference Center in downtown Omaha.

UNIVERSITY OF NEBRASKA AT OMAHA  
DEGREES AND PROGRAMS CURRENTLY OFFERED

COLLEGE OF ARTS AND SCIENCES:

Bachelor of Arts degree programs in:

Biology, Black Studies, Chemistry, Journalism, Broadcasting, Speech Communication, Economics, English, French, German, Spanish, General Science, Geography, Geology, History, Interdisciplinary Studies, International Studies, Liberal Studies, Applied Mathematics, Computer Science, Mathematics, Philosophy, Religion, Physics, Political Science, Psychology, and Sociology.

Bachelor of Science degree programs in:

Biology, Chemistry, Journalism, Broadcasting, Economics, Geography, Geology, History, Interdisciplinary Studies, Applied Mathematics, Computer Science, Physics, Political Science, Psychology, and Speech Communication.

Master of Arts degree programs in:

Biology, Communication, English, Geography, History, Mathematics, Political Science, Psychology, and Sociology.

Master of Science degree programs in:

Biology, Geography, Mathematics, Political Science, Educational Psychology, and Applied Sociology.

Master of Arts for Teachers of Mathematics

Specialist in Education in Educational Psychology

Cooperative Doctor of Philosophy (with the University of Nebraska-Lincoln) degree programs in:

Industrial Psychology, Developmental Psychobiology, and Child Psychology.

In addition, the College of Arts and Sciences also offers the following pre-professional programs:

Architecture, Dentistry, Dental Hygiene, Law, Medicine, Medical Technology, Nuclear Medicine Technology, Nursing, Optometry, Pharmacy, Physical Therapy, Physician's Assistant, Radiologic Technology, and Veterinarian Medicine.

COLLEGE OF BUSINESS ADMINISTRATION:

Bachelor of Science in Business Administration degree programs in:

Accounting, Banking, Business Finance, Law & Administration, Business Information Systems, Decision Sciences, Economics, Individually Designed Specialization, Insurance, Management and Organizational Behavior, Marketing (Marketing Management, Retail Management, Advertising Management, Industrial Marketing, Sales & Sales Management, Marketing Research, Fashion Merchandising), and Real Estate & Land Use Economics.

Master of Business Administration degree programs in:

Business Administration, Marketing, Decision Sciences, Real Estate, Economics, Management, Banking & Finance, Industrial Psychology, and Individually Designed Program.

COLLEGE OF BUSINESS ADMINISTRATION, CONTINUED:

Master of Arts in Economics

Master of Science in Economics

Master of Professional Accountancy

COLLEGE OF EDUCATION:

Bachelor of Science in Education degree programs in:

Administrative Secretarial Program, Community Health Education, Education of the Hearing Impaired, Elementary & Early Childhood Education, Exercise Science, Library Science, Physical Education, Recreation/Leisure Studies, School Health Education, School Nurse/Health Educator, Secondary Education, Speech Pathology, and Teaching the Mildly/Moderately Handicapped.

Master of Arts degree programs in:

Counseling & Guidance; Elementary Education; Mental Retardation; Health, Physical Education & Recreation; Secondary Education; and Speech Pathology.

Master of Science degree programs in:

Counseling & Guidance; Educational Administration & Supervision; Elementary Education; Health, Physical Education & Recreation; Reading; Resource Teaching in Learning Disabilities; Secondary Education; Speech Pathology; Teaching the Emotionally Disturbed; Teaching the Hearing Impaired; Teaching the Mentally Retarded; and Urban Education.

Specialist in Education in Educational Administration & Supervision

COLLEGE OF ENGINEERING AND TECHNOLOGY:

Associate of Science in Engineering Technology degree programs in:

Construction Engineering Technology, Drafting Design Engineering Technology, Electronics Engineering Technology, and Manufacturing Engineering Technology.

Associate of Science in Technology in Fire Protection Technology

Bachelor of Science in Civil Engineering

Bachelor of Science in Engineering Technology degree programs in:

Construction Engineering Technology, Drafting Design Engineering Technology, Electronics Engineering Technology, and Manufacturing Engineering Technology.

Bachelor of Science in Industrial Technology

Master of Science in Civil Engineering

COLLEGE OF FINE ARTS:

Bachelor of Arts degree programs in:

Art History and Dramatic Arts.

Bachelor of Fine Arts degree programs in:

Studio Art and Writer's Workshop/Creative Writing.

Bachelor of Music degree programs in:

Music Education, Music Performance, and Music Theory-Composition.

Bachelor of Science in Music Merchandising

Master of Arts in Dramatic Arts

Master of Music in Music

COLLEGE OF HOME ECONOMICS:

Bachelor of Science degree programs in:

Community Service, Family and Individual in Later Years, Home Economics/Communication, Restaurant and Institution Management. Degree Programs to be completed in Lincoln: Consumer Affairs, Home Economics and Advertising, Home Economics and News-editorial, Home Economics and Broadcasting, Vocational Education, Consumer and Homemaking Education, Human Development and the Family, Human Development and Elementary Education, Early Childhood Education, Family Rehabilitation, Human Development and Special Education, Dietetics, Clinical Research Nutrition, Fashion Design, Fashion Merchandising, Interior Design, and Consumer Textiles.

COLLEGE OF PUBLIC AFFAIRS AND COMMUNITY SERVICE:

Bachelor of Science degree programs in:

Public Administration and Urban Studies.

Bachelor of Science in Social Work

Bachelor of Science in Criminal Justice

Certificate programs (undergraduate and graduate) in Gerontology

Master of Arts in Criminal Justice

Master of Science degree programs in:

Criminal Justice and Urban Studies.

Master of Social Work

Master of Public Administration

COLLEGE OF CONTINUING STUDIES:

Bachelor of General Studies degree programs with a variety of specializations.



# THE UNIVERSITY OF NEBRASKA AT OMAHA

## Fact Book - 1986-87

### Students and Alumni



## UNIVERSITY OF NEBRASKA AT OMAHA

HEADCOUNT ENROLLMENT SUMMARY; BY COLLEGE:  
FALL 1985

<u>College (or equivalent) of Student</u>	<u>Total "On-Campus"</u>	<u>Administrative Site</u>	<u>Delivery Site</u>
Arts & Sciences	3,078	3,054	3,054
Business Administration	3,660	3,660	3,660
Education	1,150	1,149	1,149
Fine Arts	294	294	294
Public Affairs & Community Service	452	452	452
Continuing Studies	1,237	1,236	1,236
Affiliate Nurse	27	27	27
Non-Degree/Intercampus	797	652	652
University Division	722	721	721
Graduate	2,150	2,149	2,149
Engineering-Technology	1,015	--	1,015
Home Economics	229	--	229
Criminal Justice-UNL	--	243	--
Offutt AFB Program	<u>--</u>	<u>152</u>	<u>152</u>
	14,811	13,789	15,179

NOTE: The "total" headcount enrollment at the University of Nebraska is reported, variously, by the three methods summarized above. The analyses that follow in this Fact Book use the "Total On-Campus" approach.

Source: Office of Institutional Research

UNIVERSITY OF NEBRASKA AT OMAHA  
ON-CAMPUS ENROLLMENT BY AGE GROUP AND SEX:  
FALL 1985

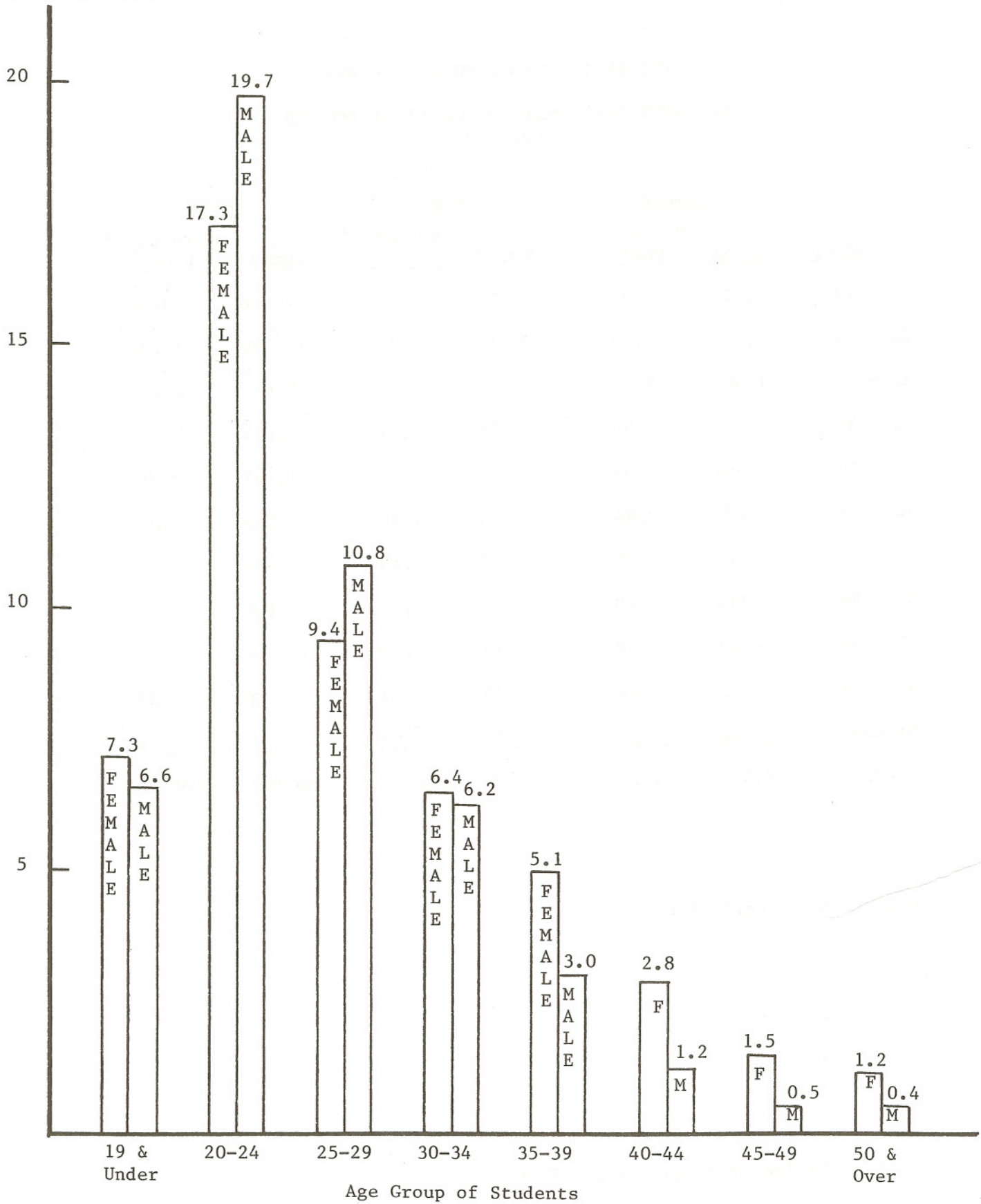
<u>Age Group</u>	<u>Female</u>		<u>Male</u>		<u>Total</u>	
	<u>Number</u>	<u>Percent of Whole</u>	<u>Number</u>	<u>Percent of Whole</u>	<u>Number</u>	<u>Percent of Whole</u>
16 - 19	1,078	7.28	978	6.60	2,056	13.88
20 - 24	2,563	17.30	2,917	19.69	5,480	37.00
25 - 29	1,385	9.35	1,603	10.82	2,988	20.17
30 - 34	954	6.44	921	6.22	1,875	12.66
35 - 39	751	5.07	446	3.01	1,197	8.08
40 - 44	421	2.84	178	1.20	599	4.04
45 - 49	222	1.50	78	.53	300	2.03
50 - 54	118	.80	32	.22	150	1.01
55 - 59	41	.28	19	.13	60	.41
60 & Over	23	.16	15	.10	38	.26
Unknown	<u>40</u>	<u>.27</u>	<u>28</u>	<u>.19</u>	<u>68</u>	<u>.46</u>
TOTAL	7,596	51.29	7,215	48.71	14,811	100.00

AVERAGE AGE: 26.7 years

Source: Office of Institutional Research

UNIVERSITY OF NEBRASKA AT OMAHA  
PERCENTAGE AGE DISTRIBUTION OF STUDENTS:  
FALL 1985

Percentage of  
Total Students

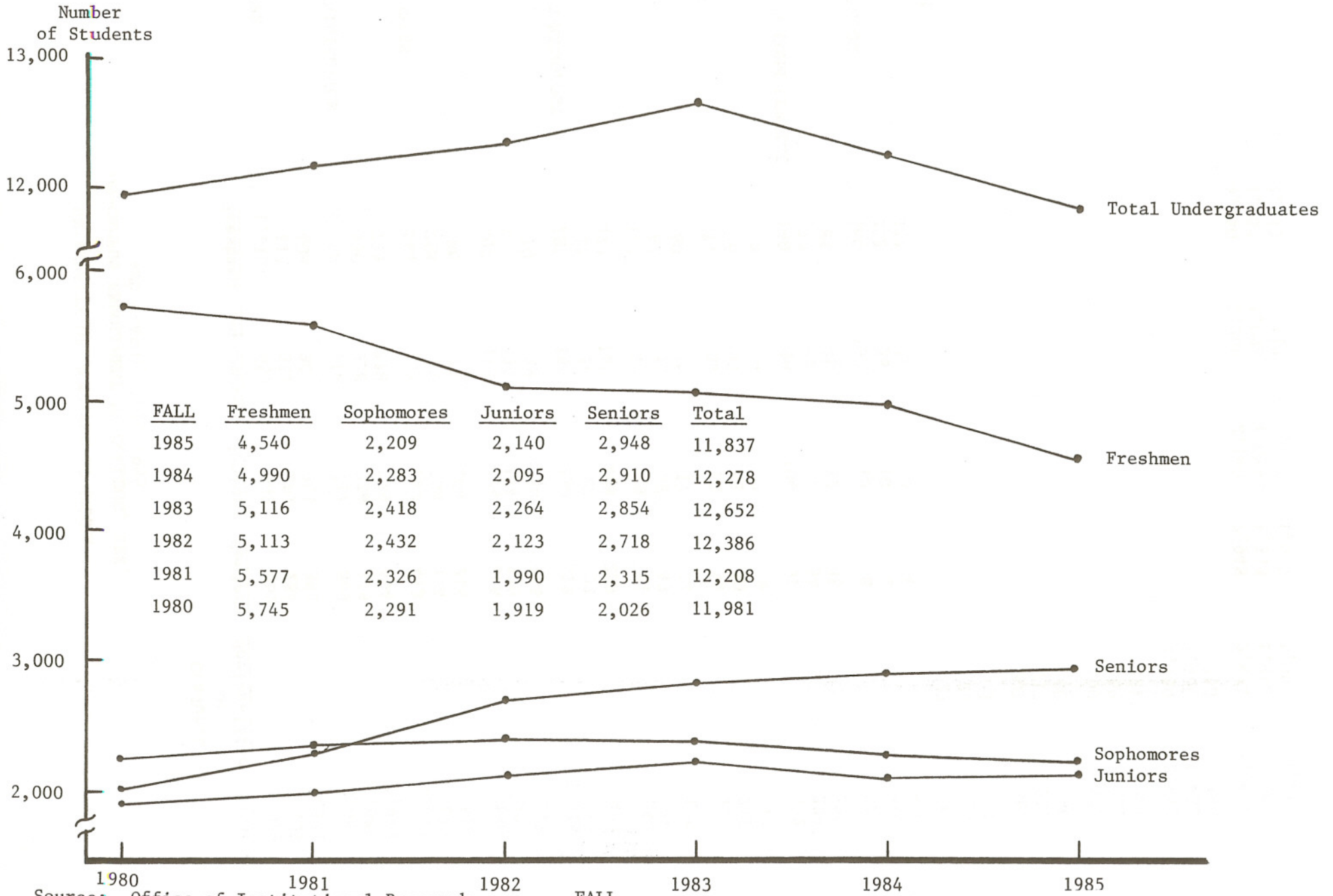


Source: Office of Institutional Research

UNIVERSITY OF NEBRASKA AT OMAHA  
ON-CAMPUS ENROLLMENT BY COLLEGE, SEX,  
AND CLASS: FALL 1985

College, Sex	Freshmen	Sophomores	Juniors	Seniors	Graduate or Unclassified	Total
ARTS & SCIENCES	1,215	655	542	666		3,078
Female	611	351	261	284		1,507
Male	604	304	281	382		1,571
BUSINESS ADMINISTRATION	1,358	716	717	869		3,660
Female	630	338	338	375		1,681
Male	728	378	379	494		1,979
CONTINUING STUDIES	444	163	212	418		1,237
Female	258	85	108	174		625
Male	186	78	104	244		612
EDUCATION	307	173	224	446		1,150
Female	237	134	174	330		875
Male	70	39	50	116		275
ENGINEERING & TECHNOLOGY	288	185	230	312		1,015
Female	15	16	22	23		76
Male	273	169	208	289		939
FINE ARTS	127	47	39	81		294
Female	67	31	22	49		169
Male	60	16	17	32		125
HOME ECONOMICS	81	39	53	56		229
Female	76	35	51	50		212
Male	5	4	2	6		17
PUBLIC AFFAIRS & COMM SERVICE	160	96	104	92		452
Female	75	48	52	54		229
Male	85	48	52	38		223
UNIVERSITY DIVISION	560	135	19	8		722
Female	238	58	10	4		310
Male	322	77	9	4		412
AFFILIATE NURSE					27	27
Female					26	26
Male					1	1
INTER-CAMPUS					307	307
Female					217	217
Male					90	90
NON-DEGREE					490	490
Female					269	269
Male					221	221
GRADUATE					2,150	2,150
Female					1,400	1,400
Male					750	750
TOTAL UNO	4,540	2,209	2,140	2,948	2,974	14,811
Female	2,207	1,096	1,038	1,343	1,912	7,596
Male	2,333	1,113	1,102	1,605	1,062	7,215

UNIVERSITY OF NEBRASKA AT OMAHA  
 "ON-CAMPUS" UNDERGRADUATE STUDENTS; BY CLASS  
 FALL 1980 THROUGH 1985



## UNIVERSITY OF NEBRASKA AT OMAHA

ON-CAMPUS ENROLLMENT BY COLLEGE AND MAJOR:  
FALL 1985 COMPARED TO FALL 1984

<u>College, Major</u>	<u>Fall 1984</u>	<u>Fall 1985</u>	<u>Percent Change 1985 to 1984</u>	<u>1985 Percent of Whole</u>
ARTS & SCIENCES	3,295	3,078	(6.59)	20.78
Applied Mathematics	14	11	(21.43)	.07
Pre-Architecture	33	41	24.24	.28
Art History	7	8	14.29	.05
Biology	271	214	(21.03)	1.45
Black Studies	3	3	-	.02
Broadcasting	185	175	(5.40)	1.18
Chemistry	105	93	(11.43)	.63
Communications	1	-	(100.00)	-
Computer Science	549	474	(13.66)	3.20
Dental Hygiene	15	12	(20.00)	.08
Dramatic Arts	5	4	(20.00)	.03
Economics	12	13	8.33	.09
English	68	64	(5.88)	.43
French	16	11	(31.25)	.07
General Science	19	18	(5.26)	.12
Geography	38	33	(13.16)	.22
Geology	51	40	(21.57)	.27
German	15	14	(6.67)	.10
History	56	55	(1.79)	.37
Individually Designed	11	8	(27.28)	.05
Interdisc Studies	15	13	(13.33)	.09
International Studies	40	55	37.50	.37
Journalism	180	180	-	1.22
Liberal Studies	10	10	-	.07
Mathematics	68	52	(23.53)	.35
Medical Technology	75	55	(26.67)	.37
Nuclear Med Tech	3	-	(100.00)	-
Nursing	164	128	(21.95)	.86
Philosophy	9	14	55.56	.10
Physical Therapy	86	83	(3.49)	.56
Physician's Assistant	24	20	(16.67)	.14
Physics	34	33	(2.94)	.22
Political Science	89	84	(5.62)	.57
Pre-Law	-	25	n.a.	.17
Pre-Medicine	-	60	n.a.	.41
Pre-Optometry	9	9	-	.06
Pre-Pharmacy	-	27	n.a.	.18
Pre-Technical Science	54	100	85.19	.68
Pre-Veterinary Medicine	-	14	n.a.	.10
Psychology	234	239	2.14	1.61
Radiologic Technology	14	16	14.29	.11
Religion	8	5	(37.50)	.03
Respiratory Therapy	6	1	(83.33)	.01
Sociology	31	43	38.71	.29
Spanish	15	22	46.67	.15
Speech	29	27	(6.90)	.18
Undeclared	624	472	(24.36)	3.19

<u>College, Major</u>	<u>Fall 1984</u>	<u>Fall 1985</u>	<u>Percent Change 1985 to 1984</u>	<u>1985 Percent of Whole</u>
<b>BUSINESS ADMINISTRATION</b>	3,627	3,660	.91	24.71
Accounting	604	394	(34.77)	2.66
Advertising Mgt	25	16	(36.00)	.11
Banking & Finance	209	168	(19.62)	1.34
Business Admin & Law	144	78	(45.83)	.53
Business Info Systems	111	93	(16.22)	.63
Decision Sciences	28	17	(39.29)	.15
Economics	33	15	(54.54)	.10
Fashion Merchandising	18	6	(66.67)	.04
Individually Designed	15	9	(40.00)	.06
Industrial Marketing	15	9	(40.00)	.06
Insurance	15	9	(40.00)	.06
M.B.A. Preparatory	124	125	.81	.84
Management	245	139	(43.26)	.94
Marketing	99	59	(40.40)	.40
Marketing Management	41	34	(17.07)	.23
Pre-Business	1,219	2,092	71.62	14.13
Real Estate	52	31	(40.38)	.21
Retail Management	26	26	-	.18
Sales & Sales Management	15	11	(26.67)	.07
Undeclared	589	329	(44.14)	2.22
<b>CONTINUING STUDIES</b>	1,316	1,237	(6.00)	8.35
Art	18	15	(16.67)	.10
Biology	21	22	4.76	.15
Black Studies	2	-	(100.00)	-
Broadcasting	12	9	(25.00)	.06
Chemistry	-	2	n.a.	.01
Communications	37	33	(10.81)	.22
Computer Science	160	139	(13.12)	.94
Criminal Justice	60	65	8.33	.44
Economics	6	8	33.33	.05
English	17	15	(11.76)	.10
French	2	5	150.00	.03
General Administration	191	203	6.28	1.37
General Science	14	12	(14.29)	.08
General Studies	90	76	(15.56)	.51
Geography	14	18	28.57	.12
Geology	3	2	(33.33)	.01
German	4	1	(75.00)	.01
Gerontology	20	30	50.00	.20
Health Education	9	14	55.56	.10
History	23	18	(21.74)	.12
Human Service Delivery	7	5	(28.57)	.03
Journalism	11	15	36.36	.10
Library Media	1	1	-	.01
Mathematics	10	12	20.00	.08
Music	5	9	80.00	.06
Philosophy	1	1	-	.01
Physical Education	9	14	55.56	.10
Physics	2	1	(50.00)	.01
Political Science	14	15	7.14	.10



<u>College, Major</u>	<u>Fall 1984</u>	<u>Fall 1985</u>	<u>Percent Change 1985 to 1984</u>	<u>1985 Percent of Whole</u>
CONTINUING STUDIES, CONT'D				
Psychology	64	64	-	.43
Recreation	4	5	25.00	.03
Religion	5	3	(40.00)	.02
Sociology	21	18	(14.29)	.12
Spanish	5	4	(20.00)	.03
Speech	1	3	200.00	.02
Undeclared	453	380	(16.11)	2.57
EDUCATION				
	1,229	1,150	(6.43)	7.77
Art	16	17	6.25	.12
Biology	14	18	28.57	.12
Business Education	12	13	8.33	.09
Chemistry	1	2	100.00	.01
Distributive Education	3	2	(33.33)	.01
Dramatic Arts	2	2	-	.01
Early Childhood Education	-	17	n.a.	.12
Education for the Deaf	26	17	(34.61)	.12
Elementary Education	434	400	(7.83)	2.70
English	31	46	48.39	.31
Exercise Science	-	39	n.a.	.26
French	5	5	-	.03
Geography	-	2	n.a.	.01
German	1	3	200.00	.02
Health Education	24	15	(37.50)	.10
History	38	29	(23.68)	.20
Individually Designed	4	-	(100.00)	-
Journalism	1	1	-	.01
Language Arts/English	12	17	41.67	.12
Library Media	1	1	-	.01
Library Science	19	19	-	.13
Mathematics	46	51	10.87	.34
Music	6	6	-	.04
Natural Science	9	14	55.56	.10
Physical Education	135	66	(51.11)	.45
Physical Science	1	2	100.00	.01
Physics	1	-	(100.00)	-
Political Science	1	2	100.00	.02
Psychology	9	7	(22.22)	.05
Recreation	50	32	(36.00)	.22
Secondary Education	48	41	(14.58)	.28
Secretarial Science	25	19	(24.00)	.13
Social Studies	20	16	(20.00)	.11
Sociology	4	8	100.00	.05
Spanish	9	5	(44.44)	.03
Special Education	7	5	(28.57)	.03
Speech	1	2	100.00	.01
Speech Comm & Theater	1	2	100.00	.01
Speech Pathology	30	22	(26.67)	.15
Teaching Mentally Retarded	54	53	(1.85)	.36
Undeclared	114	119	4.39	.80
Urban Education	1	-	(100.00)	-
Vocational Office Educ	13	13	-	.09

College, Major	Fall	Fall	Percent Change	1985 Percent
	1984	1985	1985 to 1984	of Whole
ENGINEERING & TECHNOLOGY	1,137	1,015	(10.73)	6.85
Chemical Engineering	17	13	(23.53)	.09
Civil Engineering	95	52	(45.26)	.35
Construction Engr Technology	140	141	.71	.95
Draft Design Engr Technology	159	137	(13.84)	.92
Electrical Engineering	38	51	34.21	.34
Electronics Engr Technology	326	285	(12.58)	1.92
Fire Protection Technology	27	37	37.03	.25
Industrial Engineering	7	12	71.43	.08
Industrial Engr Technology	77	75	(2.60)	.51
Industrial Technology	65	79	21.54	.53
Manufacturing Engr Technology	6	3	(50.00)	.02
Mechanical Engineering	28	18	(35.71)	.12
Pre-Civil Engineering	109	99	(9.17)	.67
Undeclared	43	13	(69.77)	.09
FINE ARTS	256	294	14.84	1.99
Art	1	-	(100.00)	-
Art Education	1	-	(100.00)	-
Art History	5	12	140.00	.08
Dramatic Arts	29	24	(17.24)	.16
Dramatic Arts Education	1	-	(100.00)	-
Individually Designed	4	10	150.00	.07
Music - Performing	36	51	41.67	.34
Music Education - Instruction	56	53	(5.36)	.36
Music Education - Voice	6	11	83.33	.07
Music Merchandising	2	5	150.00	.03
Studio Art	84	99	17.86	.67
Undeclared	6	5	(16.67)	.03
Writers Workshop	25	24	(4.00)	.16
HOME ECONOMICS	249	229	(8.03)	1.55
Community Services	11	7	(36.36)	.05
Dietetics	31	26	(16.12)	.18
Education & Family Resources	-	8	n.a.	.05
Fashion Design	1	1	-	.01
Fashion Merchandising	7	5	(28.57)	.03
Home Economics/Communication	-	24	n.a.	.16
Human Development & Family	16	26	62.50	.18
Individually Designed	147	59	(59.86)	.40
Interior Design	26	-	(100.00)	-
Nutrition & Food Management	-	17	n.a.	.12
Textiles, Clothing & Design	1	48	4,700.00	.32
Undeclared	9	7	(22.22)	.05
Vocational Ed in Home Ec	-	1	n.a.	.01
PUBLIC AFFAIRS & COMMUNITY SERVICE	476	452	(5.04)	3.05
Criminal Justice	309	287	(7.12)	1.94
Public Administration	22	24	9.09	.16
Social Welfare	104	104	-	.70
Undeclared	35	33	(5.71)	.22
Urban Studies	6	4	(33.33)	.03

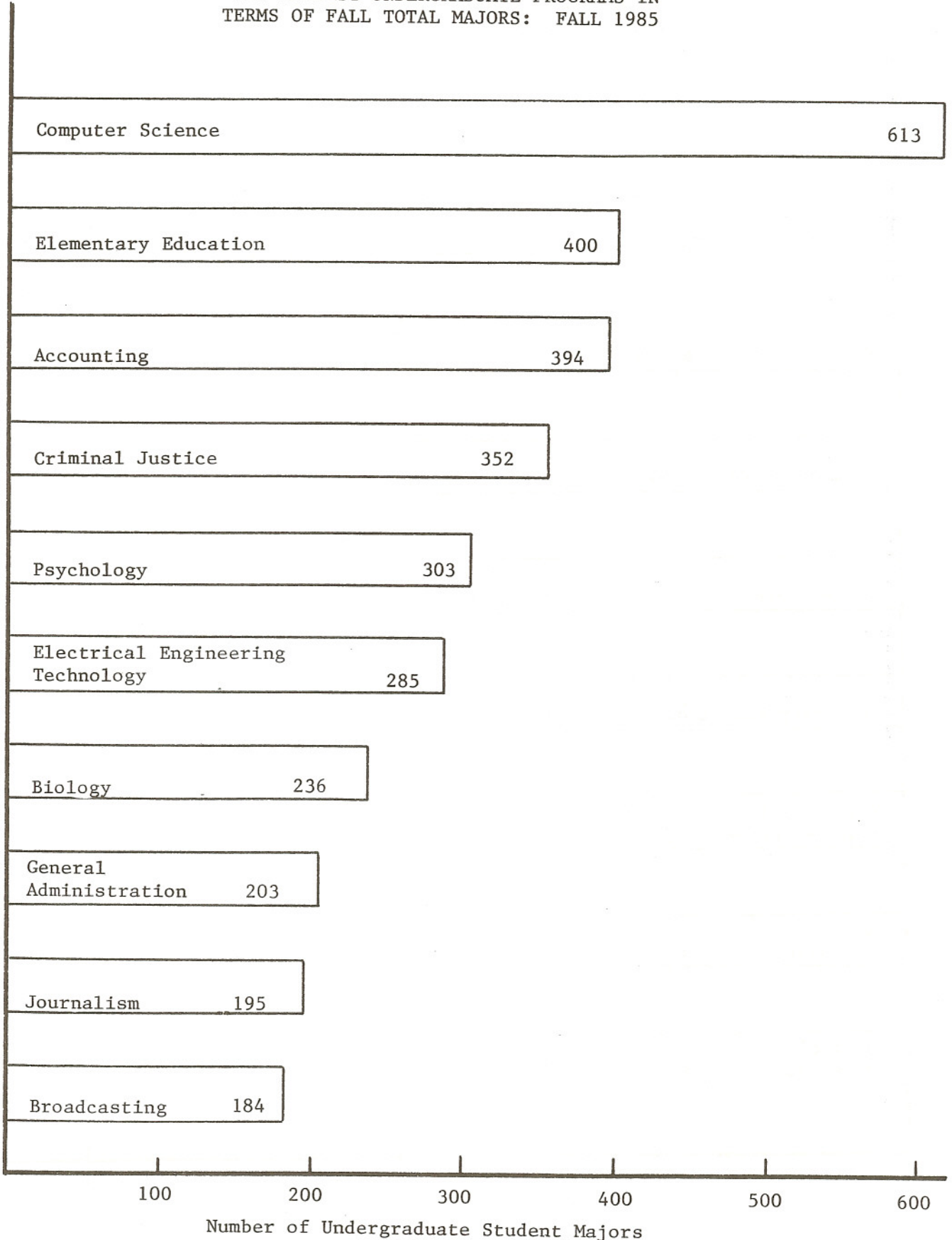
<u>College, Major</u>	<u>Fall 1984</u>	<u>Fall 1985</u>	<u>Percent Change 1985 to 1984</u>	<u>1985 Percent of Whole</u>
AFFILIATE NURSE	63	27	(57.14)	.18
Nursing	63	27	(57.14)	.18
INTER-CAMPUS	332	307	(7.53)	2.07
Undeclared	332	307	(7.53)	2.07
NON-DEGREE	470	490	4.26	3.31
Undeclared	470	490	4.26	3.31
UNIVERSITY DIVISION	693	722	4.19	4.88
Undeclared	693	722	4.19	4.88
GRADUATE	2,068	2,150	3.97	14.52
Agency Counseling	84	96	14.29	.65
Art	3	3	-	.02
Biology	39	41	5.13	.28
Business Administration & Law	260	263	1.15	1.78
Chemistry	1	2	100.00	.01
Col Stdy & Personnel Services	18	16	(11.11)	.11
Counseling the Aging	8	6	(25.00)	.04
Criminal Justice	24	26	8.33	.18
Dramatic Arts	8	7	(12.50)	.05
Economics	35	34	(2.86)	.23
Educational Administration	108	102	(5.56)	.69
Education for the Deaf	7	10	42.86	.07
Educational Media Administration	27	28	3.70	.19
Educational Psychology	7	5	(28.57)	.03
Educational Foundations	42	63	50.00	.43
Elementary Administration	40	44	10.00	.30
Elementary Counseling	9	17	88.89	.12
Elementary Education	157	179	14.01	1.21
English	51	40	(21.57)	.27
French	4	3	(25.00)	.02
Geography	28	19	(32.14)	.13
German	2	2	-	.01
Gerontology	23	24	4.35	.16
Health Education	1	1	-	.01
History	22	28	27.27	.19
Home Economics	1	-	(100.00)	-
Industrial Psychologist	32	37	15.63	.25
M.B.A. Preparatory	1	3	200.00	.02
Mathematics	42	43	2.38	.29
Mental Retardation	15	15	-	.10
Music	11	20	81.82	.14
Music - Performing	4	4	-	.03
Physical Education	91	94	3.30	.64
Political Science	12	11	(8.33)	.07
Professional Accounting	25	23	(8.00)	.16
Psychology	51	56	9.80	.38
Public Administration	153	184	20.26	1.24
Reading	51	44	(13.72)	.30
School Psychologist	8	8	-	.05
Secondary Administration	15	8	(46.67)	.05

<u>College, Major</u>	<u>Fall 1984</u>	<u>Fall 1985</u>	<u>Percent Change 1985 to 1984</u>	<u>1985 Percent of Whole</u>
GRADUATE, CONT'D				
Secondary Counseling	37	39	5.41	.26
Secondary Education	102	130	27.45	.88
Social Work	174	148	(14.94)	1.00
Sociology	17	12	(29.41)	.08
Spanish	2	2	-	.01
Special Learning Disabilities	42	44	4.76	.30
Special Education	1	-	(100.00)	-
Speech	62	60	(3.23)	.41
Speech Pathology	20	25	25.00	.17
Teaching Emotionally Disturbed	30	30	-	.20
Teaching Mentally Retarded	17	17	-	.12
Undeclared	4	3	(25.00)	.02
Urban Education	18	16	(11.11)	.11
Urban Studies	21	15	(28.57)	.10
Vocational Office Education	1	-	(100.00)	-
TOTAL UNO	15,211	14,811	(2.63)	100.00

Source: Office of Institutional Research

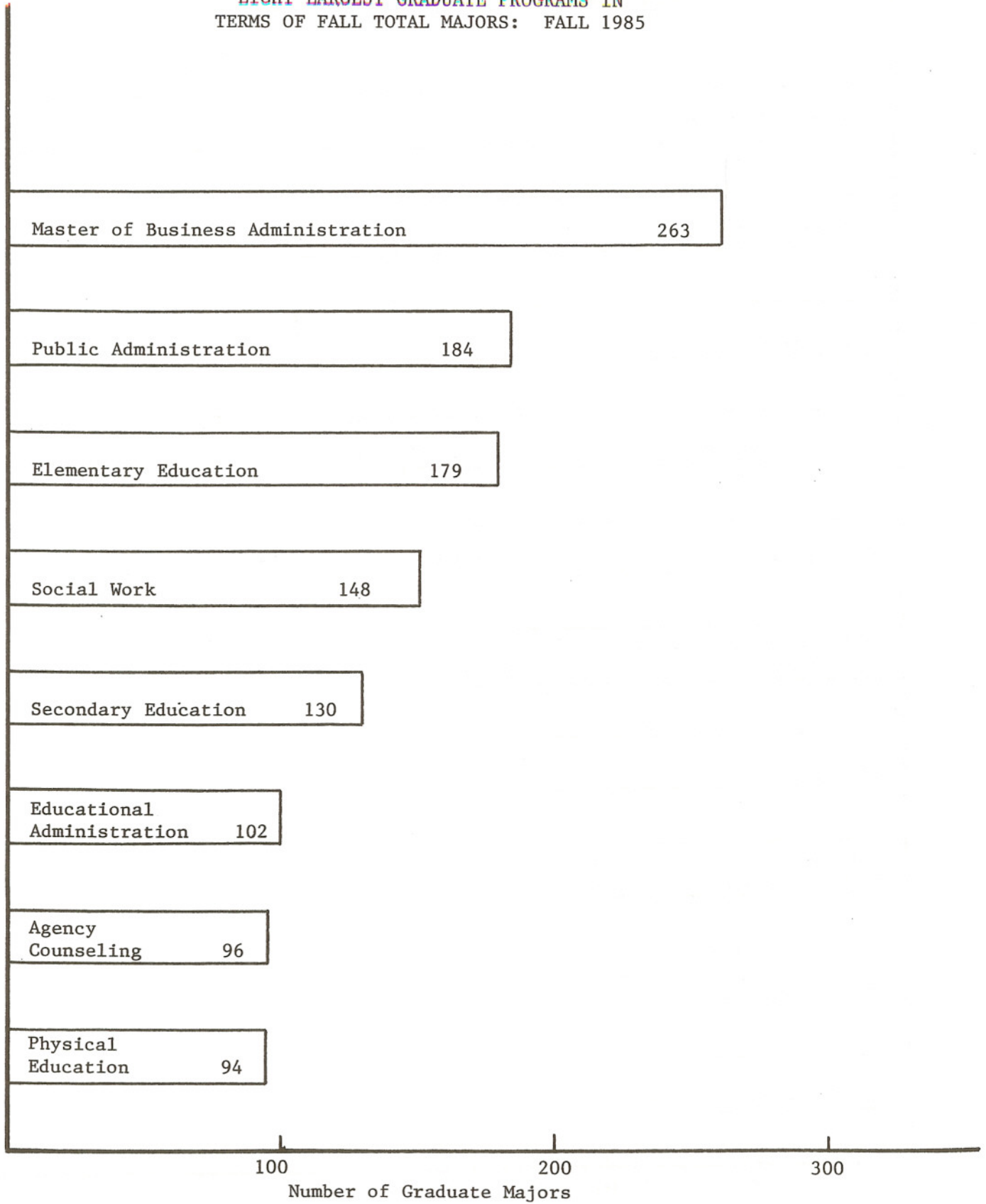
UNIVERSITY OF NEBRASKA AT OMAHA

TEN LARGEST UNDERGRADUATE PROGRAMS IN  
TERMS OF FALL TOTAL MAJORS: FALL 1985



Source: Office of Institutional Research

UNIVERSITY OF NEBRASKA AT OMAHA  
 EIGHT LARGEST GRADUATE PROGRAMS IN  
 TERMS OF FALL TOTAL MAJORS: FALL 1985



Source: Office of Institutional Research

UNIVERSITY OF NEBRASKA AT OMAHA  
STUDENT CREDIT HOURS ENROLLED; BY COLLEGE AND CURRICULUM:  
FALL 1982 TO 1985

\* \* ADMINISTRATIVE SITE BASIS \* \*

<u>College, Curriculum</u>	* * * <u>1982</u>	FALL SCH <u>1983</u>	<u>1984</u>	* * * <u>1985</u>	Pct Chg 1982 <u>to 1985</u>
<b>ARTS &amp; SCIENCES:</b>					
Anthropology	756	595	549	724	( 4.2)
Biology	6,457	6,108	6,486	5,961	( 7.7)
Black Studies	1,011	714	513	480	(52.5)
Broadcasting	721	587	683	436	(39.5)
Chemistry	3,755	3,975	3,181	3,291	(12.4)
Chinese	30	21	21	42	(40.0)
Communication	1,152	644	862	763	(33.8)
Computer Science	4,395	5,274	5,483	5,118	(16.5)
Czech	-	25	61	31	n.a.
Dari	12	-	-	-	n.a.
English	7,153	7,577	7,568	7,348	2.7
Foreign Languages	-	-	-	3	n.a.
French	1,163	989	1,107	978	(15.1)
General Studies	36	27	35	59	63.9
Geography	3,443	3,248	3,755	3,344	( 2.9)
Geology	1,274	1,084	1,187	678	(46.8)
German	739	844	664	653	(11.6)
Hebrew	48	24	-	-	n.a.
History	5,302	6,444	6,552	6,399	20.7
Humanities	1,642	1,570	1,647	1,650	0.5
Italian	-	-	-	100	n.a.
Japanese	69	63	33	60	(13.0)
Journalism	1,478	1,378	1,105	1,308	(11.5)
Latin	108	118	66	88	(18.5)
Mathematics	7,274	7,990	7,955	7,925	8.9
Philosophy	1,680	1,959	1,767	1,641	( 2.3)
Physics	3,158	3,253	3,245	3,345	5.9
Political Science	2,967	2,892	2,980	3,121	5.2
Psychology	7,995	8,189	7,581	7,167	(10.4)
Religion	1,158	1,419	1,056	1,279	10.4
Russian	-	-	70	44	n.a.
Sociology	4,529	4,026	3,933	3,830	(15.4)
Spanish	1,310	1,325	1,417	1,294	( 1.2)
Speech	2,822	3,455	2,772	3,116	(10.4)
Statistics	300	276	312	243	(19.0)
College Total	73,937	76,093	74,646	72,519	( 1.9)
<b>BUSINESS ADMINISTRATION:</b>					
Accounting	6,208	5,949	5,670	5,625	( 9.4)
Banking & Finance	2,496	2,580	2,382	2,127	(14.8)
Decision Sciences	2,924	2,730	2,550	3,440	17.6
Economics	3,627	3,578	3,350	3,585	( 1.2)
Insurance	495	456	462	183	(63.0)
Law & Society	2,045	1,926	1,674	1,599	(11.8)
Management	3,175	3,972	4,356	3,480	9.6

<u>College, Curriculum</u>	<u>***</u> <u>1982</u>	<u>FALL SCH</u> <u>1983</u>	<u>1984</u>	<u>***</u> <u>1985</u>	<u>Pct Chg</u> <u>1982</u> <u>to 1985</u>
<b>BUSINESS ADMINISTRATION, cont'd.</b>					
Marketing	1,956	1,485	1,713	1,251	(36.0)
MBA	1,320	1,131	948	957	(27.5)
Real Estate-Land Use Economics	858	1,164	1,176	975	13.6
College Total	26,104	24,971	24,281	23,222	(11.0)
<b>EDUCATION:</b>					
Counseling & Guidance	721	736	810	913	26.6
Educ Administration	715	850	723	776	8.5
Health Education	1,930	1,723	1,527	1,543	(20.0)
Health, PE & Recreation	-	320	277	287	n.a.
PE Service	1,743	1,716	1,606	1,291	(25.9)
Professional PE	2,169	2,146	1,980	1,545	(28.8)
Professional Core	1,844	2,079	1,753	2,125	15.2
Recreation Education	617	419	463	427	(30.8)
Special Education	1,527	1,419	1,323	1,312	(14.1)
Teacher Education	4,056	4,490	4,397	4,257	5.0
College Total	15,322	15,898	14,859	14,476	( 5.5)
<b>FINE ARTS:</b>					
Art	2,031	1,782	1,671	2,211	8.9
Dramatic Arts	846	683	665	718	(15.1)
Fine Arts Press	72	36	45	12	(83.3)
Music	2,168	2,177	1,835	1,998	( 7.8)
Writer's Workshop	424	240	250	238	(43.9)
College Total	5,541	4,918	4,466	5,177	( 6.6)
<b>PUBLIC AFFAIRS &amp; COMMUNITY SERVICE:</b>					
Criminal Justice	5,364	6,034	6,059	5,817	8.4
Gerontology	811	838	899	1,063	31.1
Goodrich Program	405	459	432	405	-
Public Administration	939	1,308	1,338	1,235	31.5
Social Work	2,477	2,815	2,797	2,858	15.4
Urban Studies	270	235	189	184	(31.9)
College Total	10,266	11,689	11,714	11,562	12.6
OTHER CURRICULA & OFFUTT AFB	1,256	1,632	1,554	2,145	70.8
UNO TOTAL	132,426	135,201	131,520	128,499	( 2.9)

Source: Office of Institutional Research



## UNIVERSITY OF NEBRASKA AT OMAHA

STUDENT CREDIT HOURS ENROLLED; BY COLLEGE AND CURRICULUM:  
ACADEMIC YEARS 1984-85 AND 1985-86

	* * * 1984-85			* * *	* * * 1985-86			* * *	84-85 to 85-86
	<u>Lower</u>	<u>Upper</u>	<u>Grad</u>	<u>Total</u>	<u>Lower</u>	<u>Upper</u>	<u>Grad</u>	<u>Total</u>	<u>Total Pet Change</u>
ARTS & SCIENCES:									
Anthropology	972	51		1,023	1,121	84	30	1,235	20.72
Biology	10,487	1,388	326	12,201	9,567	1,426	425	11,418	( 6.42)
Black Studies	903	237		1,140	750	138		888	(22.11)
Broadcasting	696	685		1,381	561	466		1,027	(25.63)
Chemistry	5,320	566	24	5,910	5,535	481	19	6,035	2.12
Chinese	21			21	60			60	185.71
Communication	606		393	999	960	33	514	1,507	50.85
Computer Science	9,450	1,358	45	10,853	7,905	1,569	126	9,600	(11.55)
Czech	64			64	35	15		50	(21.88)
English	13,780	725	396	14,901	13,097	979	351	14,427	( 3.18)
Foreign Language	21	3		24		3		3	(87.50)
French	1,764	313	16	2,093	1,675	314	6	1,995	( 5.68)
General Studies	76			76	98			98	28.95
Geography	5,806	579	257	6,642	5,298	645	225	6,168	( 7.14)
Geology	1,769	335		2,104	968	234		1,202	(42.87)
German	1,059	217	15	1,291	1,064	212	15	1,291	-
Hebrew				-	5			5	n.a.
History	10,624	1,360	229	12,213	10,537	1,269	261	12,067	( 1.20)
Humanities	3,072			3,072	2,735			2,735	(10.97)
Italian	84			84	182			182	116.67
Japanese	54	30		84	78	21		99	17.86
Journalism	561	2,023		2,584	609	2,044		2,653	2.67
Latin	66			66	88			88	33.33
Mathematics	14,405	666	278	15,349	13,740	534	208	14,482	( 5.65)

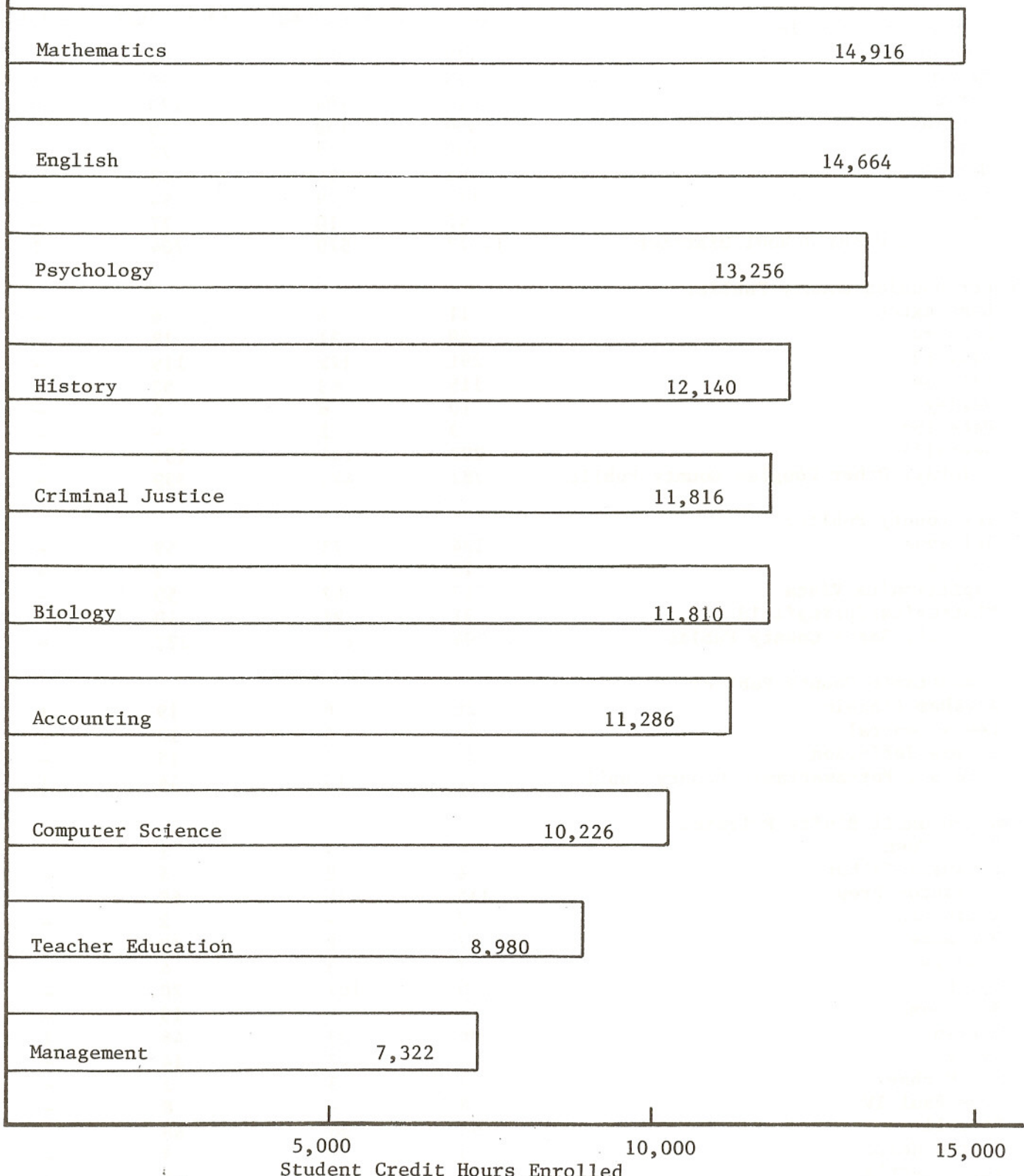
	* * * 1984-85			* * *	* * * 1985-86			* * *	84-85 to 85-86
	<u>Lower</u>	<u>Upper</u>	<u>Grad</u>	<u>Total</u>	<u>Lower</u>	<u>Upper</u>	<u>Grad</u>	<u>Total</u>	<u>Total Pct Change</u>
ARTS & SCIENCES, cont'd:									
Philosophy	2,811	531	9	3,351	2,547	495	3	3,045	( 9.13)
Physics	6,304	316	12	6,632	6,708	207		6,915	4.27
Political Science	4,848	882	124	5,854	4,389	1,209	153	5,751	( 1.76)
Psychology	7,813	4,642	1,134	13,589	7,335	4,351	1,236	12,922	( 4.91)
Religion	1,854	429	3	2,286	1,920	518		2,438	6.65
Russian	85			85	44			44	(48.24)
Sociology	6,123	1,086	210	7,419	5,538	965	147	6,650	(10.37)
Spanish	2,214	296	10	2,520	2,282	239	5	2,526	0.24
Speech	5,400	800		6,200	5,593	948		6,541	5.50
Statistics		378	150	528		384	87	471	(10.80)
College Total	119,112	19,896	3,631	142,639	113,024	19,783	3,811	136,618	( 4.22)
BUSINESS ADMINISTRATION:									
Accounting	7,314	3,771	171	11,256	7,443	3,768	105	11,316	0.53
Banking & Finance	684	4,149		4,833	660	4,251		4,911	1.61
Decision Sciences	4,512	635		5,147	4,713	2,650		7,363	43.05
Economics	5,229	759	265	6,253	5,919	812	291	7,022	12.30
Insurance		738		738		183		183	(75.20)
Law & Society		3,318		3,318		2,874		2,874	(13.38)
Management	3,057	5,124		8,181	3,000	3,464		6,464	(20.99)
Marketing	456	2,862		3,318	351	2,524		2,875	(13.35)
MBA			1,956	1,956			1,939	1,939	( 0.87)
Real Estate-Land Use Economics	1,407	801		2,208	1,035	657		1,692	(23.37)
College Total	22,659	22,157	2,392	47,208	23,121	21,183	2,335	46,639	( 1.21)

	* * * 1984-85			* * *	* * * 1985-86			* * *	84-85 to 85-86
	<u>Lower</u>	<u>Upper</u>	<u>Grad</u>	<u>Total</u>	<u>Lower</u>	<u>Upper</u>	<u>Grad</u>	<u>Total</u>	<u>Total Pct Change</u>
<b>EDUCATION:</b>									
Counseling & Guidance		45	1,545	1,590		66	1,905	1,971	23.96
Educational Administration			1,366	1,366			1,442	1,442	5.56
Health Education	1,170	1,895	132	3,197	972	1,798	213	2,983	( 6.69)
HPER	255	72	265	592	288		255	543	( 8.28)
Physical Education Service	3,133			3,133	2,547			2,547	(18.70)
Professional Physical Education	1,752	1,775	237	3,764	1,507	1,360	207	3,074	(18.33)
Professional Core	2,881	870		3,751	3,238	876		4,114	9.68
Recreational Education	216	563	57	836	288	545	57	890	6.46
Special Education	162	1,309	1,143	2,614	105	1,187	1,214	2,506	( 4.13)
Teacher Education	612	5,197	3,099	8,908	495	5,476	3,080	9,051	1.61
College Total	10,181	11,726	7,844	29,751	9,440	11,308	8,373	29,121	( 2.12)
<b>FINE ARTS:</b>									
Art	2,730	723	18	3,471	3,372	813	48	4,233	21.95
Dramatic Arts	1,066	92	106	1,264	1,282	125	74	1,481	17.17
Fine Arts Press		102		102		45		45	(55.88)
Music	2,948	446	168	3,562	3,063	469	314	3,846	7.97
Writer's Workshop	370	143		513	406	44		450	(12.28)
College Total	7,114	1,506	292	8,912	8,123	1,496	436	10,055	12.83
<b>PUBLIC AFFAIRS &amp; COMMUNITY SERVICE:</b>									
Criminal Justice	6,768	5,068	189	12,025	6,948	4,443	217	11,608	( 3.47)
Gerontology	453	852	599	1,904	576	880	562	2,018	5.99
Goodrich	1,152			1,152	1,083			1,083	( 5.99)
Public Administration	438	431	1,583	2,452	411	327	1,505	2,243	( 8.52)
Social Work	1,425	1,462	2,584	5,471	1,536	1,596	2,216	5,348	( 2.25)
Urban Studies	231	45	98	374	183	69	166	418	11.76
College Total	10,467	7,858	5,053	23,378	10,737	7,315	4,666	22,718	( 2.82)

	* * * 1984-85			* * *	* * * 1985-86			* * *	84-85 to 85-86
	<u>Lower</u>	<u>Upper</u>	<u>Grad</u>	<u>Total</u>	<u>Lower</u>	<u>Upper</u>	<u>Grad</u>	<u>Total</u>	<u>= Total</u> <u>Pct Change</u>
OTHER:									
Air Force ROTC	184	198		382	137	189		326	(14.66)
Army ROTC	85	100		185	85	114		199	7.57
Honors Program	60	114		174	3	219		222	27.59
International Studies	264	130		394	327	80		407	3.30
Planning		29	27	56		12	18	30	(46.43)
University Division	583			583	464			464	(20.41)
Cooperative Education	1			1		3		3	200.00
Fire Prevention Technology				-	102			102	n.a.
Offutt	1,447			1,447	1,090	96		1,186	(18.04)
College Total	2,624	571	27	3,222	2,208	713	18	2,939	( 8.78)
UNO Total	172,157	63,714	19,239	255,110	166,653	61,798	19,639	248,090	( 2.75)

Source: Office of Institutional Research

UNIVERSITY OF NEBRASKA AT OMAHA  
 TEN LARGEST CURRICULA IN TERMS OF  
 ACADEMIC YEAR STUDENT CREDIT HOURS ENROLLED:  
 AVERAGE, 1984-85 & 1985-86



Source: Office of Institutional Research

## UNIVERSITY OF NEBRASKA AT OMAHA

DISTRIBUTION OF FRESHMEN CLASS BY LOCALE  
OF HIGH SCHOOL GRADUATED FROM: FALL 1985

	All Ages	20 & Younger	21 & Older	Unknown Age
<b>Omaha School District:</b>				
Benson	129	41	88	-
Bryan	95	55	39	1
Burke	224	104	120	-
Central	309	139	169	1
North	107	32	74	1
Northwest	193	110	83	-
South	173	79	94	-
Tech	47	10	37	-
Total, Omaha School District	1,277	570	704	3
<b>Other Douglas County Public:</b>				
Bennington	11	5	6	-
Elkhorn	49	31	18	-
Millard	291	172	119	-
Ralston	115	63	52	-
Valley	10	6	4	-
Waterloo	9	2	-	-
Westside	297	144	153	-
Total, Other Douglas County Public	782	423	359	-
<b>Sarpy County Public:</b>				
Bellevue	134	75	59	-
Gretna	12	9	3	-
Papillion/La Vista	117	67	50	-
Platteview/Springfield	31	21	10	-
Total, Sarpy County Public	294	172	122	-
<b>Pottawattamie County Public:</b>				
Abraham Lincoln	26	6	19	1
Lewis Central	16	4	12	-
Thomas Jefferson	20	5	15	-
Total, Pottawattamie County Public	62	15	46	1
<b>Omaha-Council Bluffs Private:</b>				
Boys' Town	4	3	1	-
Brownell-Talbot	6	2	4	-
Creighton Prep	115	47	68	-
Dominican	2	-	2	-
Duchesne	12	2	10	-
Flanagan	7	3	4	-
Gross	179	109	70	-
Holy Name	22	9	13	-
Marian	86	39	46	1
Mercy	41	27	14	-
Mt. Michael	5	3	2	-
Pope Paul IV	8	-	8	-
Roncalli	98	50	48	-
Sacred Heart	3	-	3	-
St. Albert's	4	3	1	-

St. Cecelia-Cathedral	33	10	23	-
St. Joseph's	68	26	42	-
Total, Omaha-Council Bluffs Private	693	333	359	1
ADDENDA: TOTAL METRO AREA	3,108	1,513	1,590	5

Nebraska Counties other than  
Douglas and Sarpy:

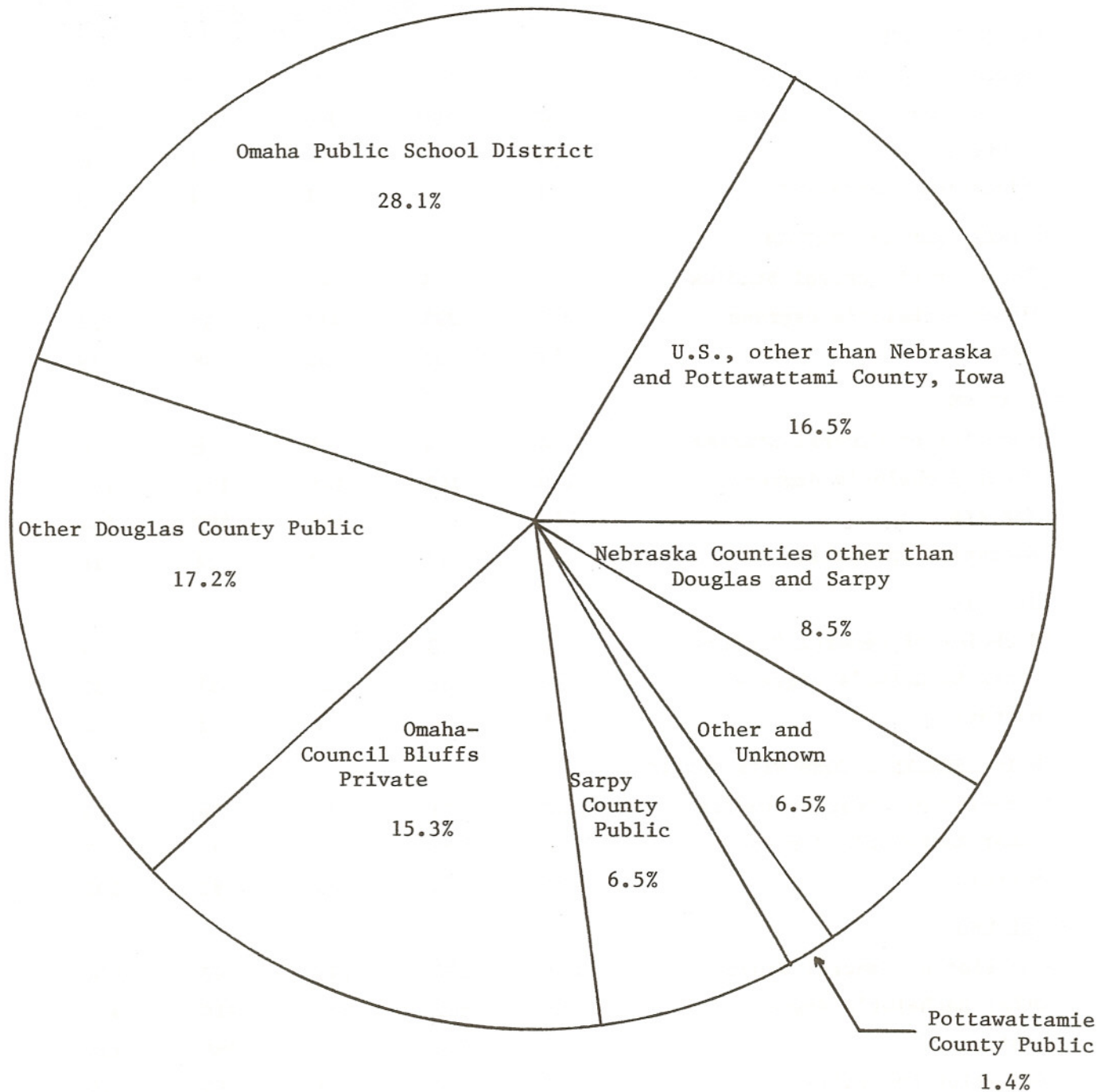
Adams	5	2	3	-
Antelope	3	-	3	-
Boone	5	3	2	-
Brown	1	-	1	-
Buffalo	5	1	4	-
Burt	11	5	6	-
Butler	3	1	2	-
Cass	23	13	10	-
Cedar	3	-	3	-
Cheyenne	1	-	1	-
Clay	4	3	1	-
Colfax	8	2	6	-
Cuming	11	4	7	-
Custer	3	2	1	-
Dakota	5	2	3	-
Dawes	3	-	3	-
Dawson	3	2	1	-
Dixon	4	1	3	-
Dodge	52	20	31	1
Dundy	1	-	1	-
Fillmore	1	-	-	-
Gage	8	1	7	-
Greeley	2	-	2	-
Hall	16	6	10	-
Hamilton	2	1	1	-
Harlan	1	-	1	-
Holt	8	1	7	-
Jefferson	3	1	2	-
Keith	1	-	1	-
Knox	7	-	7	-
Lancaster	33	6	27	-
Lincoln	6	3	3	-
Logan	1	1	-	-
Loup	1	-	1	-
Madison	8	3	5	-
Merrick	5	-	5	-
Nance	2	-	2	-
Nemaha	3	-	3	-
Nuckolls	1	-	1	-
Otoe	2	-	2	-
Pawnee	2	1	1	-
Perkins	1	-	1	-
Phelps	1	-	1	-
Pierce	6	-	6	-
Platte	13	6	7	-
Polk	1	-	1	-
Richardson	2	1	1	-
Saline	2	2	-	-
Saunders	27	14	13	-
Scottsbluff	1	-	1	-

Seward	5	4	1	-
Sheridan	2	-	2	-
Sherman	2	-	2	-
Stanton	3	-	3	-
Thayer	2	-	2	-
Thomas	2	-	2	-
Thurston	2	1	1	-
Washington	44	15	29	-
Wayne	2	-	2	-
Webster	2	1	1	-
York	1	-	1	-
Total, Nebraska Counties except Metro	388	129	258	1
U.S. other than Nebraska and				
Pottawattamie County, Iowa:				
Colorado	14	1	11	2
Iowa	224	35	189	-
Kansas	32	8	23	1
Missouri	40	7	32	1
South Dakota	31	6	25	-
Wyoming	4	1	3	-
New England	17	2	15	-
Mid-Atlantic	52	5	47	-
Mid-West	144	17	127	-
Southeastern	91	9	82	-
Southwest	36	5	31	-
Mountain	16	2	14	-
Far West	49	5	43	1
Total, U.S. other than Nebraska and Pottawattamie County, Iowa	750	103	642	5
GED Completion	77	7	70	-
Foreign Countries	78	9	67	2
Unknown	141	20	112	9
TOTAL UNO	4,542	1,781	2,739	22



UNIVERSITY OF NEBRASKA AT OMAHA

DISTRIBUTION OF FRESHMEN CLASS BY LOCALE  
OF HIGH SCHOOL GRADUATED FROM: FALL 1985



Source: Office of Institutional Research

UNIVERSITY OF NEBRASKA AT OMAHA  
NUMBER OF DEGREES CONFERRED;  
BY COLLEGE OF MAJOR OR CONCENTRATION AND LEVEL OF DEGREE:  
1980-81 THROUGH 1984-85


	<u>1980-81</u>	<u>1981-82</u>	<u>1982-83</u>	<u>1983-84</u>	<u>1984-85</u>
ARTS & SCIENCES					
*Bachelor of General Studies	89	114	90	99	118
Other Bachelor's degrees	258	290	300	277	285
Masters	63	67	61	47	60
Education Specialist	1	-	1	1	1
BUSINESS ADMINISTRATION					
*Bachelor of General Studies	-	5	-	2	-
Other Bachelor's degrees	276	295	312	333	326
Masters	57	51	52	48	59
EDUCATION					
*Bachelor of General Studies	4	4	4	6	4
Other Bachelor's degrees	156	143	145	131	132
Masters	244	229	192	209	164
Education Specialist	6	12	9	12	18
FINE ARTS					
*Bachelor of General Studies	1	3	4	2	3
Other Bachelor's degrees	29	36	31	51	37
Masters	1	4	2	3	3
PUBLIC AFFAIRS & COMMUNITY SERVICE					
*Bachelor of General Studies	22	21	27	16	25
Other Bachelor's degrees	166	138	144	127	145
Masters	93	92	69	81	102
TOTAL UNO					
*Bachelor of General Studies	192	236	193	190	226
Other Bachelor's degrees	885	902	932	919	925
Masters	458	443	376	388	388
Education Specialist	7	12	10	13	19

\*Bachelor of General Studies in General Administration is an inter-college program; thus these are listed only under "TOTAL UNO."


Source: Office of Institutional Research

UNIVERSITY OF NEBRASKA AT OMAHA  
 NUMBER OF DEGREES CONFERRED; BY COLLEGE OF MAJOR OR CONCENTRATION:  
 1980-81 THROUGH 1984-85


\*\* ARTS AND SCIENCES \*\*



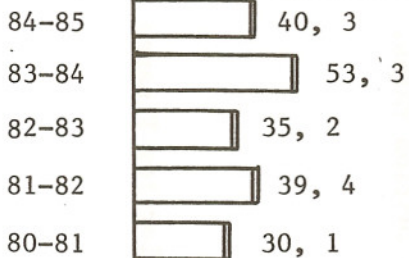
\*\* BUSINESS ADMINISTRATION \*\*



\*\* EDUCATION \*\*




\*\* FINE ARTS \*\*



Note: The left side of the bar shows undergraduate degrees and the right side indicates graduate degrees.

\*\* PUBLIC AFFAIRS & COMMUNITY SERVICE \*\*



100                      200                      300                      400

Number of Degrees Conferred

UNIVERSITY OF NEBRASKA AT OMAHA  
TUITION RATES AND GENERAL STUDENT FEES  
1977-78 THROUGH 1985-86

Year	* * * Tuition Rate per Credit Hour * * * *				* * General * * *		* Index, Tuition & Fees * *	
	* * Resident * *		* * Non-Resident * *		* * Student Fees * *		* * All U.S. * *	
	Undergraduate	Graduate	Undergraduate	Graduate	Full-Time	Part-Time	UNO	Public Institutions
1977-78	\$21.00	\$21.00	\$ 57.00	\$ 57.00	\$36.00	\$18.00	100.0	100.0
1978-79	22.50	22.50	61.00	61.00	36.00	18.00	106.4	106.4
1979-80	24.00	24.00	65.00	65.00	43.00	25.00	114.8	113.8
1980-81	26.50	26.50	72.00	72.00	43.00	25.00	125.5	123.5
1981-82	29.25	31.25	79.25	81.25	43.00	25.00	137.2	138.4
1982-83*	35.48	40.15	95.97	100.65	43.00	25.00	163.9	156.3
1983-84	34.50	41.00	93.50	100.00	44.50	26.50	160.1	173.8
1984-85	38.00	47.00	103.00	112.00	46.50	28.00	175.6	187.8
1985-86*	43.75	54.25	119.00	129.25	54.25	33.00	202.4	202.7

\*Includes one-time surcharge on tuition rates.

Source: Assistant Vice Chancellor for Finance and American Council on Education

## UNIVERSITY OF NEBRASKA AT OMAHA

STUDENT FINANCIAL AID:  
1983-84 and 1984-85

	Number of Recipients		Dollar Value	
	<u>1983-84</u>	<u>1984-85</u>	<u>1983-84</u>	<u>1984-85</u>
NEED BASED				
Tuition Remission	658	650	\$ 489,130	\$ 472,032
Regents' Special Aid	129	135	103,135	104,375
Other State Programs	136	140	71,425	72,000
Pell Grants	2,594	2,700	2,253,502	2,500,000
SSIG	162	185	55,080	63,712
SEOG	401	456	164,756	187,000
Fed Insured Loans	3,962	4,520	9,430,010	10,572,174
Nat'l Direct Loans	702	700	392,885	406,163
TOTAL NEED BASED	8,744	9,486	\$12,959,923	\$14,377,456
ABILITY BASED				
Regents' Special Aid	239	200	\$ 202,706	\$ 233,798
U of N Foundation Aid	163	190	157,200	185,115
Honors Scholarship	36	36	32,513	33,399
Regents' Graduate Aid	64	65	24,059	25,959
Gift Scholarships	281	280	179,650	164,885
TOTAL ABILITY BASED	783	781	\$ 596,128	\$ 643,156
Total Aid	9,527	10,627	\$13,556,051	\$15,020,612

Source: Office of Student Financial Aid

UNIVERSITY OF NEBRASKA AT OMAHA

ANALYSIS OF SCORES ON AMERICAN COLLEGE TESTING (ACT) EXAMINATION BY UNO FIRST TIME FRESHMEN

1985-86

UNO Freshmen

\*\*\*\*\* PERCENTILE \*\*\*\*\*

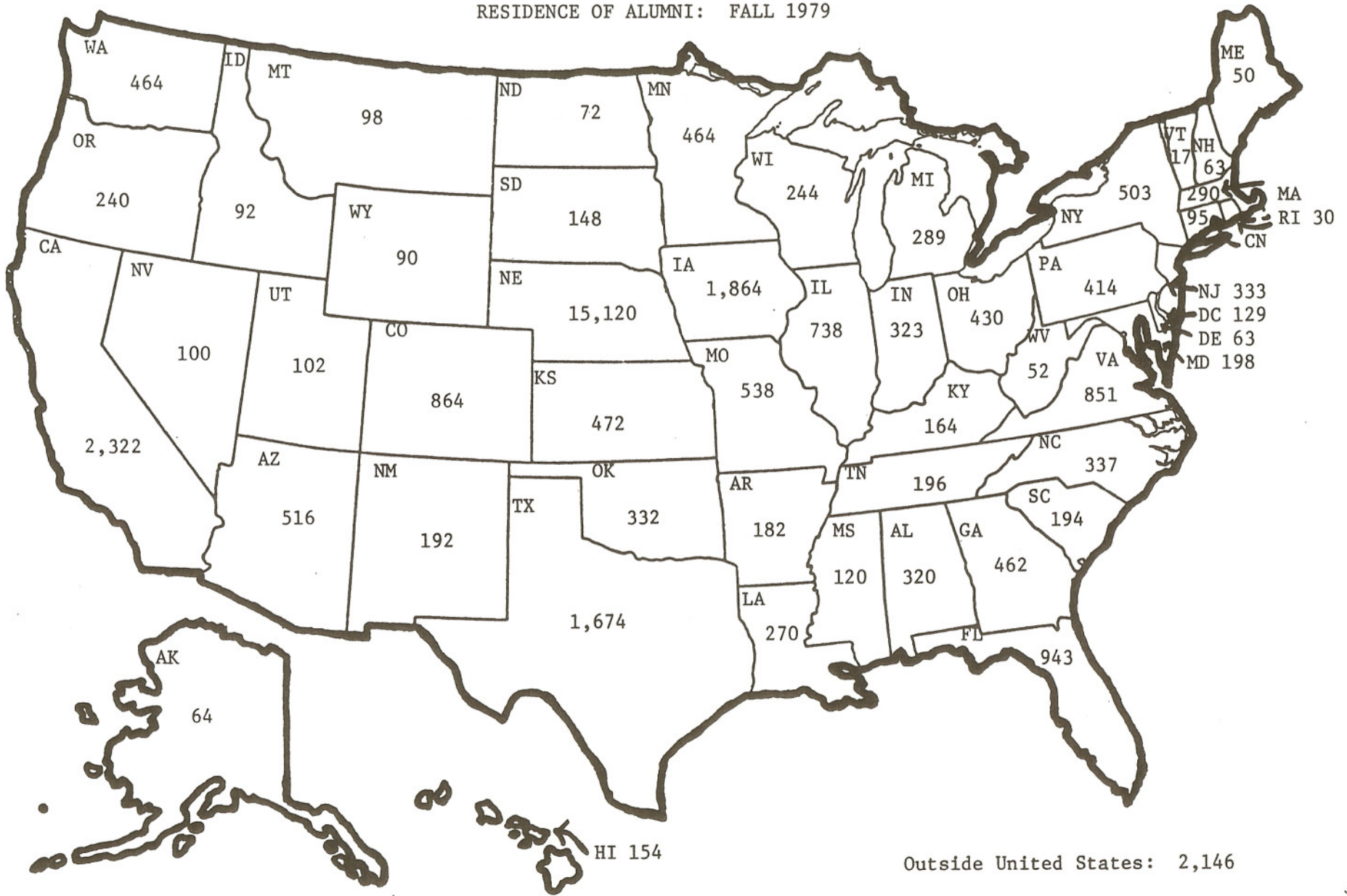
Standard Score	English			Mathematics			Social Studies			Natural Sciences			Composite		
	<u>M</u>	<u>F</u>	<u>T</u>	<u>M</u>	<u>F</u>	<u>T</u>	<u>M</u>	<u>F</u>	<u>T</u>	<u>M</u>	<u>F</u>	<u>T</u>	<u>M</u>	<u>F</u>	<u>T</u>
32	99	99	99	98	99	99	99	99	99	96	99	98	99	99	99
28	99	98	98	93	96	95	93	95	94	79	91	85	95	97	96
24	92	86	89	75	83	79	77	85	81	60	73	67	80	85	82
20	68	55	62	53	64	59	55	68	62	38	50	44	55	63	59
16	38	29	34	38	47	43	38	47	42	17	22	19	29	36	33
12	17	11	14	24	30	27	25	28	26	6	8	7	12	12	12
8	4	2	3	11	16	14	8	8	8	1	1	1	2	3	2
4	1	1	1	4	7	5	1	2	1	1	1	1	1	1	1
UNO Mean Scores	17.2	18.7	18.0	18.1	16.3	17.2	18.2	16.8	17.5	22.1	20.2	21.2	19.0	18.1	18.6
UNO Std. Deviation	5.1	5.0	5.1	7.5	7.4	7.5	6.9	6.6	6.8	6.2	5.6	5.9	5.6	5.3	5.4
National Mean Scores	N/A	N/A	18.6	N/A	N/A	17.8	N/A	N/A	17.9	N/A	N/A	21.6	N/A	N/A	19.1

NOTE: The "UNO Freshmen" group consisted of 1,312 first-time Freshmen enrolled at UNO in Fall 1985. Each of these students took the ACT test in the 1983-84 or 1984-85 testing cycles and had requested a test score transcript to be sent to UNO.

Source: Office of Student Development Services

UNIVERSITY OF NEBRASKA AT OMAHA

RESIDENCE OF ALUMNI: FALL 1979




Outside United States: 2,146

Source: UNO Alumni Association

# THE UNIVERSITY OF NEBRASKA AT OMAHA

## Fact Book - 1986-87

### Faculty





## UNIVERSITY OF NEBRASKA AT OMAHA

AVERAGE AGE, AVERAGE YEARS IN RANK, AND AVERAGE YEARS AT UNO  
OF ALL FULL-TIME FACULTY; BY COLLEGE AND RANK:  
1985-86

<u>College, Rank</u>	<u>Number</u>	<u>Average Age</u>	<u>Average Years in Rank</u>	<u>Average Years at UNO</u>
<b>ARTS &amp; SCIENCES</b>				
Professor	65	50.3	8.5	17.3
Associate Professor	51	46.4	7.3	14.7
Assistant Professor	49	42.7	6.7	9.1
Instructor	15	40.0	3.1	3.1
Assistant Instructor	4	31.0	5.8	5.8
College Total	184	46.0	7.2	13.0
<b>BUSINESS ADMINISTRATION</b>				
Professor	21	51.5	10.5	16.1
Associate Professor	16	43.2	6.2	9.1
Assistant Professor	15	42.3	4.4	5.4
Instructor	13	34.0	2.5	2.6
College Total	65	43.8	6.4	9.2
<b>EDUCATION</b>				
Professor	26	53.5	12.1	19.0
Associate Professor	22	46.5	6.8	12.7
Assistant Professor	13	42.2	7.1	7.7
Instructor	4	37.5	1.2	1.2
Assistant Instructor	1	28.0	1.0	1.0
College Total	66	47.6	8.5	13.3
<b>FINE ARTS</b>				
Professor	9	52.4	9.1	19.8
Associate Professor	10	45.2	6.4	11.8
Assistant Professor	12	37.4	4.0	4.6
College Total	31	44.3	6.2	11.3
<b>LIBRARY</b>				
Associate Professor	1	47.0	2.0	7.0
Assistant Professor	6	42.8	3.0	5.7
Instructor	5	34.8	1.4	1.4
College Total	12	39.8	2.2	4.0
<b>PUBLIC AFFAIRS AND COMMUNITY SERVICE</b>				
Professor	12	53.3	7.2	14.5
Associate Professor	22	46.7	5.3	10.8
Assistant Professor	7	38.3	2.1	3.9
Instructor	2	47.0	2.5	7.0
College Total	43	47.2	5.2	10.5
<b>TOTAL UNO</b>				
Professor	133	51.5	9.5	16.9
Associate Professor	122	46.0	6.6	12.6
Assistant Professor	102	41.6	5.6	7.3
Instructor	39	37.4	2.4	2.7
Assistant Instructor	5	30.4	4.8	4.8
University Total	401	45.7	6.8	11.8

Source: Office of Institutional Research

## UNIVERSITY OF NEBRASKA AT OMAHA

FULL-TIME FACULTY HIGHEST EARNED DEGREE  
BY COLLEGE AND ACADEMIC RANK: 1985-86

<u>College, Rank</u>	<u>Total Number</u>	<u>** Percentage **</u>	
		<u>Less-Than Doctoral</u>	<u>Doctoral</u>
<b>ARTS &amp; SCIENCES</b>			
Professor	65	1.5	98.5
Associate Professor	51	11.8	88.2
Assistant Professor	49	26.5	73.5
Instructor	15	93.3	6.7
Assistant Instructor	4	100.0	0.0
College Total	184	20.7	79.3
<b>BUSINESS ADMINISTRATION</b>			
Professor	21	0.0	100.0
Associate Professor	16	6.2	93.8
Assistant Professor	15	53.3	46.7
Instructor	13	100.0	0.0
College Total	65	35.4	64.6
<b>EDUCATION</b>			
Professor	26	0.0	100.0
Associate Professor	22	9.1	90.9
Assistant Professor	13	30.8	69.2
Instructor	4	100.0	0.0
Assistant Instructor	1	100.0	0.0
College Total	66	16.7	83.3
<b>FINE ARTS</b>			
Professor	9	11.1	88.9
Associate Professor	10	30.0	70.0
Assistant Professor	12	33.3	66.7
College Total	31	25.8	74.2
<b>LIBRARY</b>			
Associate Professor	1	100.0	0.0
Assistant Professor	6	100.0	0.0
Instructor	5	100.0	0.0
College Total	12	100.0	0.0
<b>PUBLIC AFFAIRS AND COMMUNITY SERVICE</b>			
Professor	12	8.3	91.7
Associate Professor	22	13.6	84.4
Assistant Professor	7	42.9	57.1
Instructor	2	100.0	0.0
College Total	43	20.9	79.1
<b>TOTAL UNO</b>			
Professor	133	2.3	97.7
Associate Professor	122	13.9	86.1
Assistant Professor	102	37.3	62.7
Instructor	39	97.4	2.6
Assistant Instructor	5	100.0	0.0
University Total	401	25.2	74.8

Source: Office of Institutional Research

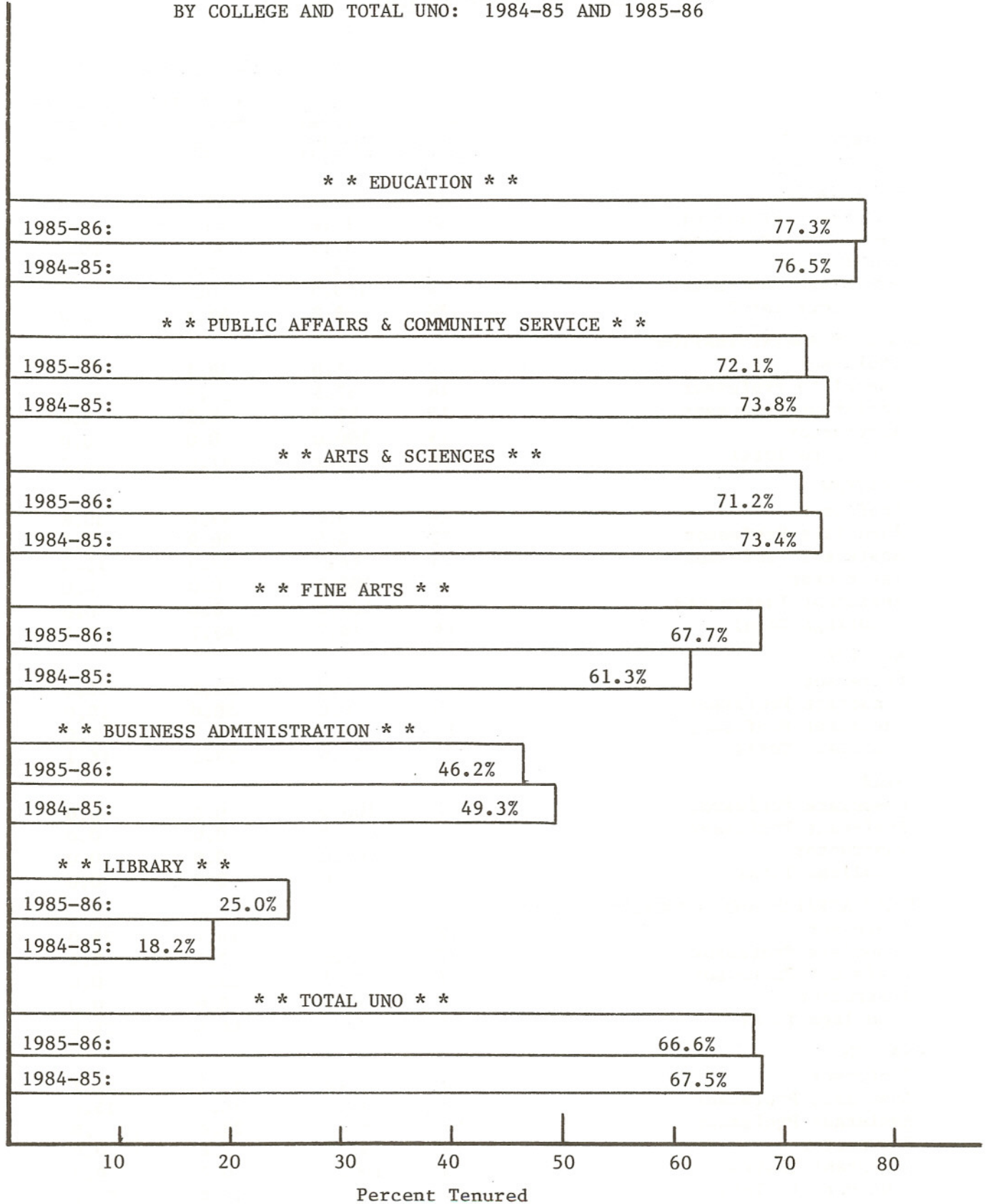
UNIVERSITY OF NEBRASKA AT OMAHA  
 DISTRIBUTION OF FULL-TIME FACULTY  
 BY COLLEGE, RANK, AND TENURE STATUS: 1985-86

<u>College, Rank</u>	<u>Total Number</u>	<u>Non Tenured Number</u>	<u>Tenured Number</u>	<u>Percent Tenured</u>	<u>College Tenured Percent of Whole</u>	<u>UNO Tenured Percent of Whole</u>
<b>ARTS &amp; SCIENCES</b>						
Professor	65	0	65	100.0	49.6	XX
Associate Professor	51	3	48	94.1	36.6	XX
Assistant Professor	49	31	18	36.7	13.8	XX
Instructor	15	15	0	0.0	0.0	XX
Assistant Instructor	4	4	0	0.0	0.0	XX
College Total	184	53	131	71.2	100.0	XX
<b>BUSINESS ADMINISTRATION</b>						
Professor	21	2	19	90.5	63.3	XX
Associate Professor	16	7	9	56.2	30.0	XX
Assistant Professor	15	13	2	13.3	6.7	XX
Instructor	13	13	0	0.0	0.0	XX
College Total	65	35	30	46.2	100.0	XX
<b>EDUCATION</b>						
Professor	26	0	26	100.0	51.0	XX
Associate Professor	22	0	22	100.0	43.1	XX
Assistant Professor	13	10	3	23.1	5.9	XX
Instructor	4	4	0	0.0	0.0	XX
Assistant Instructor	1	1	0	0.0	0.0	XX
College Total	66	15	51	77.3	100.0	XX
<b>FINE ARTS</b>						
Professor	9	0	9	100.0	42.9	XX
Associate Professor	10	0	10	100.0	47.6	XX
Assistant Professor	12	10	2	16.7	9.5	XX
College Total	31	10	21	67.7	100.0	XX
<b>LIBRARY</b>						
Associate Professor	1	0	1	100.0	33.3	XX
Assistant Professor	6	4	2	33.3	66.7	XX
Instructor	5	5	0	0.0	0.0	XX
College Total	12	9	3	25.0	100.0	XX
<b>PUBLIC AFFAIRS &amp; COMMUNITY SERVICE</b>						
Professor	12	0	12	100.0	38.7	XX
Associate Professor	22	4	18	81.8	58.1	XX
Assistant Professor	7	6	1	14.3	3.2	XX
Instructor	2	2	0	0.0	0.0	XX
College Total	43	12	31	72.1	100.0	XX
<b>TOTAL UNO</b>						
Professor	133	2	131	98.5	XX	49.1
Associate Professor	122	14	108	88.5	XX	40.4
Assistant Professor	102	74	28	26.4	XX	10.5
Instructor	39	39	0	0.0	XX	0.0
Assistant Instructor	5	5	0	0.0	XX	0.0
University Total	401	131	267	66.6	XX	100.0

Source: Office of Institutional Research

UNIVERSITY OF NEBRASKA AT OMAHA

PERCENTAGE OF FULL-TIME FACULTY HOLDING TENURE;  
BY COLLEGE AND TOTAL UNO: 1984-85 AND 1985-86



Source: Office of Institutional Research

## UNIVERSITY OF NEBRASKA AT OMAHA

**FULL-TIME FACULTY GRADUATE FACULTY STATUS;**  
**BY COLLEGE AND ACADEMIC RANK: 1985-86**

<u>College, Rank</u>	***** PERCENTAGE *****			
	<u>Total</u> <u>Number</u>	<u>Not On</u> <u>Graduate</u> <u>Faculty</u>	<u>Graduate</u> <u>Faculty</u> <u>Member</u>	<u>Graduate</u> <u>Faculty</u> <u>Fellow</u>
<b>ARTS &amp; SCIENCES</b>				
Professor	65	1.5	40.0	58.5
Associate Professor	51	11.8	68.6	19.6
Assistant Professor	49	57.1	32.7	10.2
Instructor	15	93.3	6.7	0.0
Assistant Instructor	4	100.0	0.0	0.0
College Total	184	28.8	42.4	28.8
<b>BUSINESS ADMINISTRATION</b>				
Professor	21	0.0	38.1	61.9
Associate Professor	16	37.5	37.5	25.0
Assistant Professor	15	80.0	0.0	0.0
Instructor	13	100.0	0.0	0.0
College Total	65	26.2	47.6	26.2
<b>EDUCATION</b>				
Professor	26	0.0	69.2	30.8
Associate Professor	22	0.0	90.9	9.1
Assistant Professor	13	46.2	38.5	15.3
Instructor	4	100.0	0.0	0.0
Assistant Instructor	1	100.0	0.0	0.0
College Total	66	16.7	65.2	18.1
<b>FINE ARTS</b>				
Professor	9	0.0	55.6	44.4
Associate Professor	10	10.0	80.0	10.0
Assistant Professor	12	58.3	41.7	0.0
College Total	31	25.8	58.1	16.1
<b>LIBRARY</b>				
Associate Professor	1	100.0	0.0	0.0
Assistant Professor	6	100.0	0.0	0.0
Instructor	5	100.0	0.0	0.0
College Total	12	100.0	0.0	0.0
<b>PUBLIC AFFAIRS AND COMMUNITY SERVICE</b>				
Professor	12	8.3	16.7	75.0
Associate Professor	22	13.6	77.3	9.1
Assistant Professor	7	85.7	14.3	0.0
Instructor	2	100.0	0.0	0.0
College Total	43	27.9	46.5	25.6
<b>TOTAL UNO</b>				
Professor	133	1.5	44.4	54.1
Associate Professor	122	13.9	70.5	15.6
Assistant Professor	102	63.7	29.4	6.9
Instructor	39	97.4	2.6	0.0
Assistant Instructor	5	100.0	0.0	0.0
University Total	401	31.7	43.9	24.4

Source: Office of Institutional Research

**THE UNIVERSITY OF NEBRASKA  
AT OMAHA**

**Fact Book - 1986-87**

**Physical Plant  
and Budget**



UNIVERSITY OF NEBRASKA AT OMAHA  
UNIVERSITY BUILDING SPACE SUMMARY  
AS OF AUGUST 1986

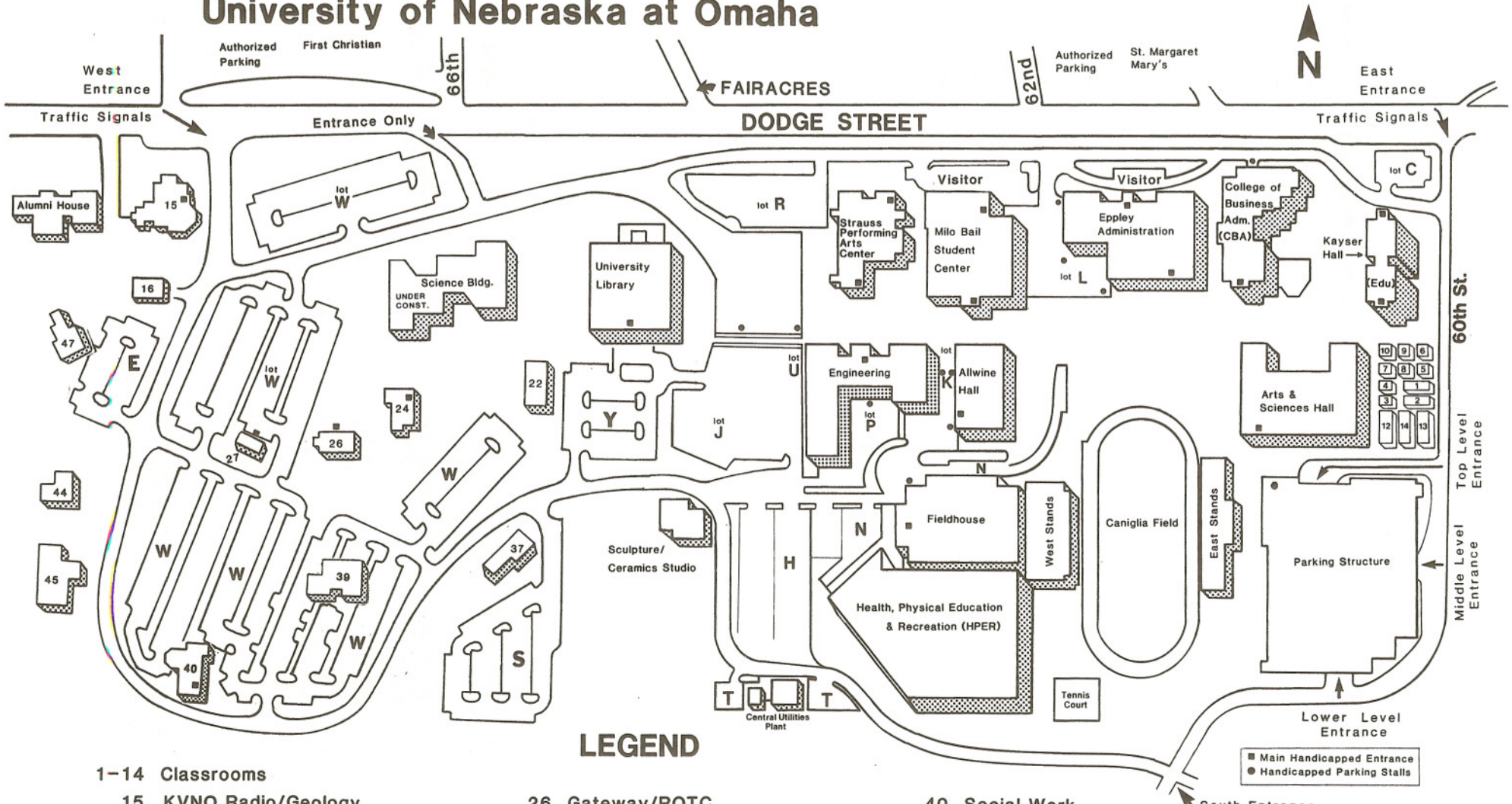
<u>Building Name</u>	<u>Net Assignable Square Feet</u>	<u>Total Gross Square Feet</u>
Allwine Farm Residence	1,324	1,642
Allwine Hall	73,849	117,720
Arts & Science Hall	87,100	142,484
Central Utilities Plant	2,892	15,483
Center Urban Education	13,734	15,082
Chancellor's Residence	4,265	6,693
College of Business Administration	51,181	82,921
East Stadium	1,520	2,826
Engineering	59,841	93,542
Eppley Administration Building	75,820	115,318
Field House	56,038	62,673
Health, Phys. Educ. & Recreation	110,208	156,318
Kayser Hall	32,728	59,861
Library	127,326	159,300
Milo Bail Student Center	70,929	114,650
Peter Kiewit Conference Center	75,095	119,200
Sculpture/Ceramics Studios	6,627	7,710
West Stadium	19,720	26,748
Willis A. & Janet S. Strauss Performing Arts Center	29,139	57,596
Permanent Bldg Sub-Total	898,886 NSF	1,358,001 GSF
Annex 1	1,100	1,686
Annex 2	1,290	1,686
Annex 3	768	900
Annex 4	765	900
Annex 5	780	900
Annex 6	768	900
Annex 7	768	900
Annex 8	780	900
Annex 9	779	900
Annex 10	780	900
Annex 12	1,673	2,036
Annex 13	1,655	2,036
Annex 14	1,673	2,036
Annex 15	8,755	13,218
Annex 16	2,446	2,954
Annex 22	4,871	7,185
Annex 24	6,952	10,536

<u>Building Name</u>	<u>Net Assignable Square Feet</u>	<u>Total Gross Square Feet</u>
Annex 25	1,333	1,830
Annex 26	2,684	4,747
Annex 27	3,487	5,100
Annex 31	791	885
Annex 39	6,125	10,208
Annex 40	7,211	12,018
Annex 44	1,740	2,552
Annex 45	4,315	7,192
Annex 47	<u>4,232</u>	<u>7,053</u>
Temporary Bldg Sub-Total	71,158 NSF	106,901 GSF
GRAND TOTAL	970,004 NSF	1,464,912 GSF

Source: Director of Plant Management



# University of Nebraska at Omaha



## LEGEND


- |   |  |                                       |
|---|--|---------------------------------------|
| 1-14 Classrooms                         | 26 Gateway/ROTC                        | 40 Social Work                        |
| 15 KVNO Radio/Geology                   | 27 Department of Public Administration | 44 Custodial/Grounds                  |
| 16 Auto Pool                            | 37 Criminal Justice                    | 45 Facilities Management and Planning |
| 22 Art Gallery                          | 39 Goodrich Program                    | 47 Child Care Center                  |
| 24 Public Affairs and Community Service |  |                                       |
- Main Handicapped Entrance  
 Handicapped Parking Stalls

UNIVERSITY OF NEBRASKA AT OMAHA  
CURRENT REVENUES AND EXPENDITURES: 1980-81, 1983-84, AND 1984-85

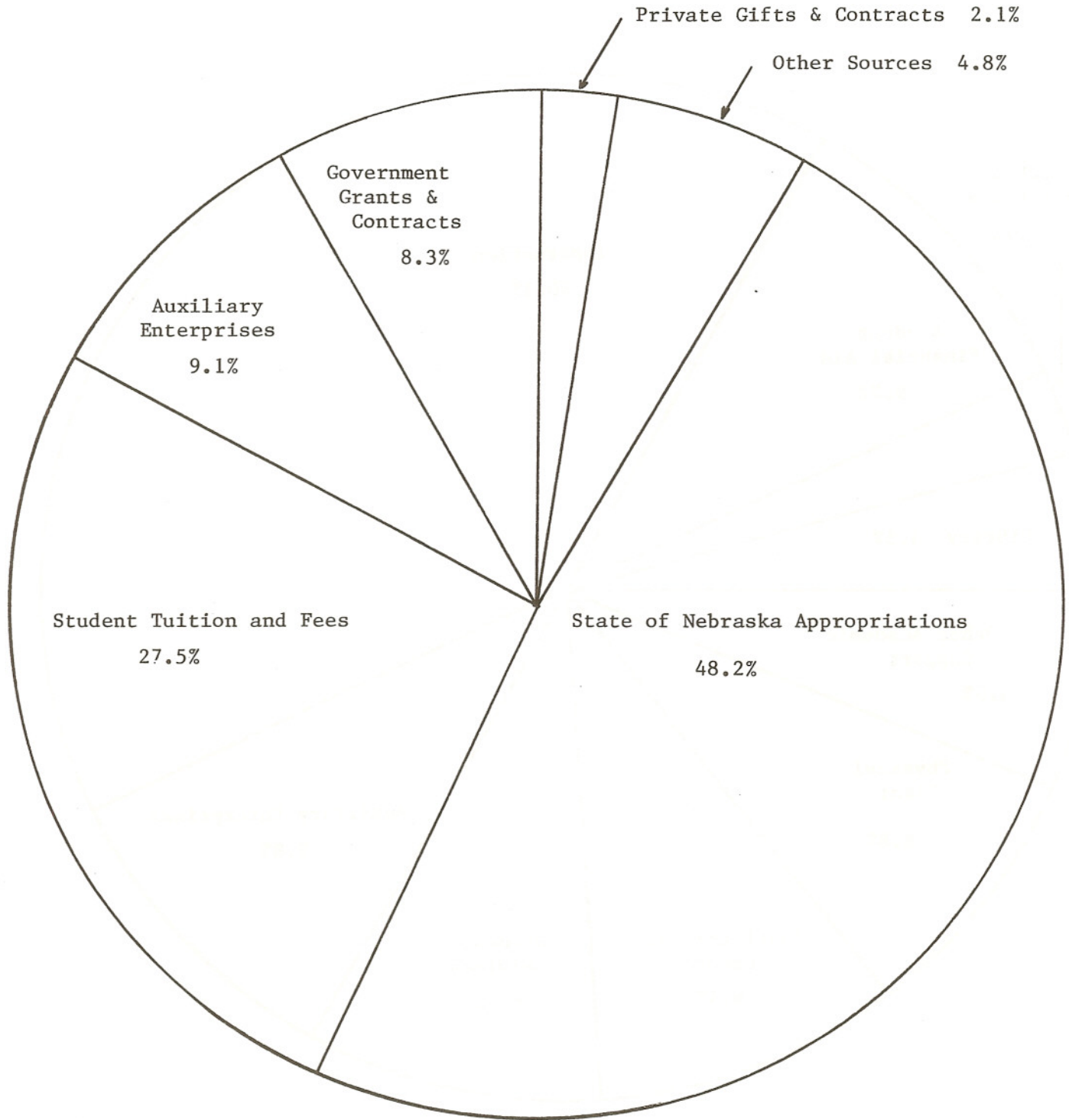
	1980-81		1983-84		1984-85		** Percent Change **	
	<u>Amount</u>	<u>Pct of Whole</u>	<u>Amount</u>	<u>Pct of Whole</u>	<u>Amount</u>	<u>Pct of Whole</u>	<u>80-81 to 84-85</u>	<u>83-84 to 84-85</u>
<b>Current Revenues:</b>								
State of Nebraska Appropriations	\$19,095,701	49.3	\$21,970,280	47.8	\$23,489,546	48.2	23.0	6.9
Student Tuition & Fees	9,187,322	23.7	12,492,300	27.2	13,400,007	27.5	45.9	7.3
Government Grants & Contracts	4,227,188	10.9	3,944,856	8.5	4,030,648	8.3	(4.6)	2.2
Private Gifts, Grants & Contracts	804,460	2.1	1,066,709	2.3	1,008,313	2.1	25.3	(5.5)
Endowment Income	39,604	0.1	160,405	0.4	90,829	0.2	129.3	(43.4)
Sales & Services	656,866	1.7	1,095,828	2.4	1,382,768	2.8	110.5	26.2
Other Sources	831,342	2.1	919,864	2.0	895,077	1.8	7.7	2.7
Sub-Total,								
Educational & General	\$34,842,483	89.9	\$41,650,242	90.6	\$44,297,188	90.9	27.1	6.4
Auxiliary Enterprises	3,922,997	10.1	4,316,467	9.4	4,422,016	9.1	12.7	2.4
TOTAL CURRENT REVENUES	\$38,765,480	100.0	\$45,966,709	100.0	\$48,719,204	100.0	25.7	6.0
<b>Current Expenditures:</b>								
Instruction	\$15,988,248	41.8	\$18,012,636	40.2	\$19,534,595	40.1	22.2	8.4
Research	698,381	1.8	684,957	1.5	719,619	1.5	3.0	5.1
Public Service	512,621	1.4	938,413	2.1	1,075,118	2.2	109.7	14.6
Library	1,722,580	4.5	2,078,303	4.6	2,194,183	4.5	27.4	5.6
Other Academic Support	2,951,943	7.7	3,490,565	7.8	3,877,965	8.0	31.4	11.1
Student Services	2,580,939	6.8	2,895,730	6.5	3,180,180	6.5	23.2	9.8
Institutional Support	3,339,837	8.7	3,897,842	8.7	4,573,210	9.4	36.9	17.3
Physical Plant	3,273,477	8.6	4,002,375	8.9	4,300,813	8.8	31.4	7.5
Student Financial Aid	3,489,061	9.1	4,167,103	9.3	4,497,461	9.2	28.9	7.9
Other Expenditures	25,853	0.1	15,024	-	22,172	-	(14.2)	47.6
Sub-Total,								
Educational & General	\$34,583,480	90.5	\$40,182,948	89.7	\$42,975,316	90.2	27.2	9.4
Auxiliary Enterprises	3,645,332	9.5	4,624,178	10.3	4,790,843	9.8	31.4	3.6
TOTAL CURRENT EXPENDITURES	\$38,228,272	100.0	\$44,807,126	100.0	\$48,766,159	100.0	27.6	8.8

Source: Assistant Vice Chancellor for Finance

UNIVERSITY OF NEBRASKA AT OMAHA  
 PERCENTAGE CHANGE IN CURRENT REVENUES AND EXPENDITURES  
 1980-81 TO 1984-85

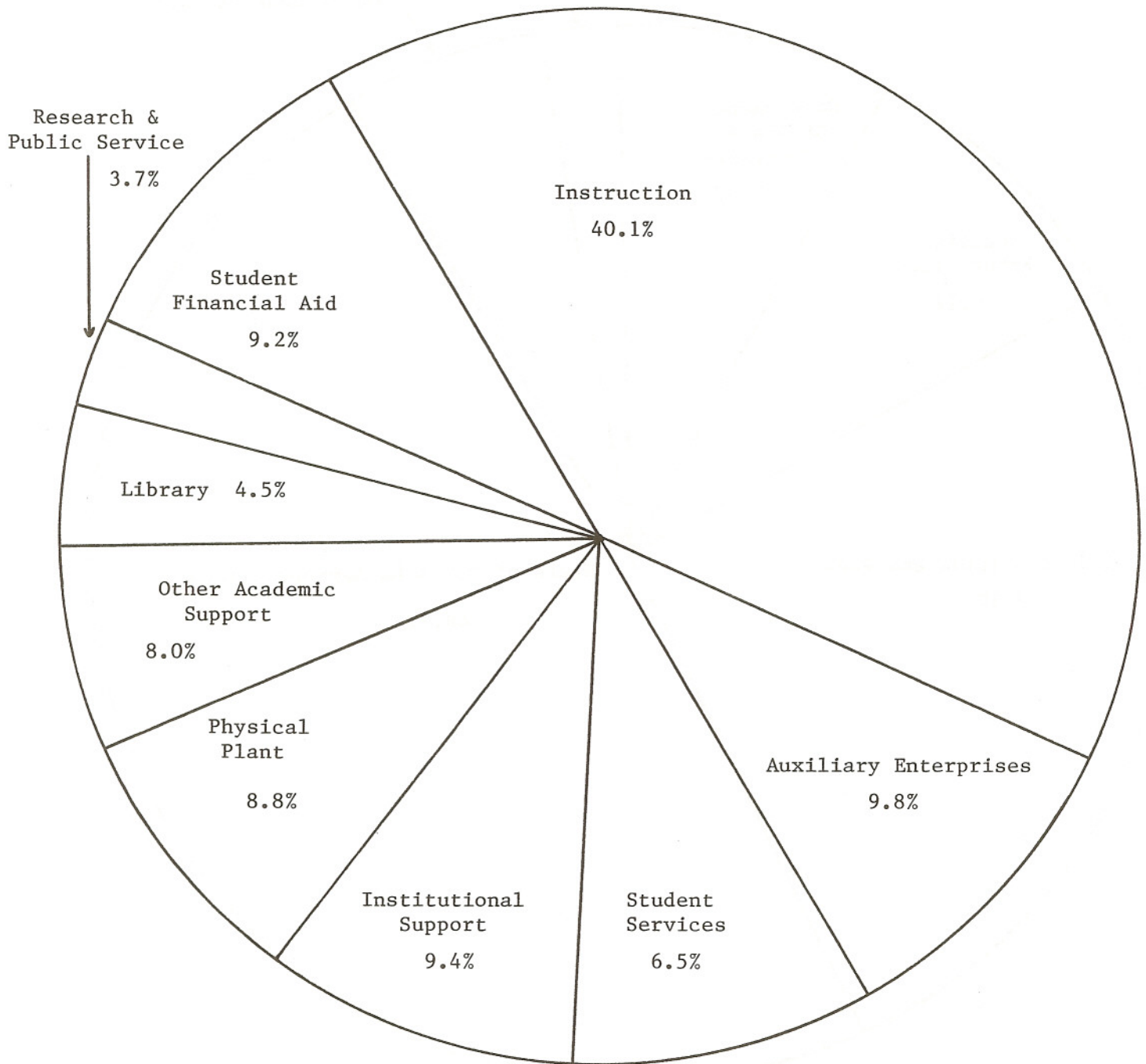


UNIVERSITY OF NEBRASKA AT OMAHA  
DISTRIBUTION OF CURRENT REVENUES  
FOR THE YEAR ENDED JUNE 30, 1985



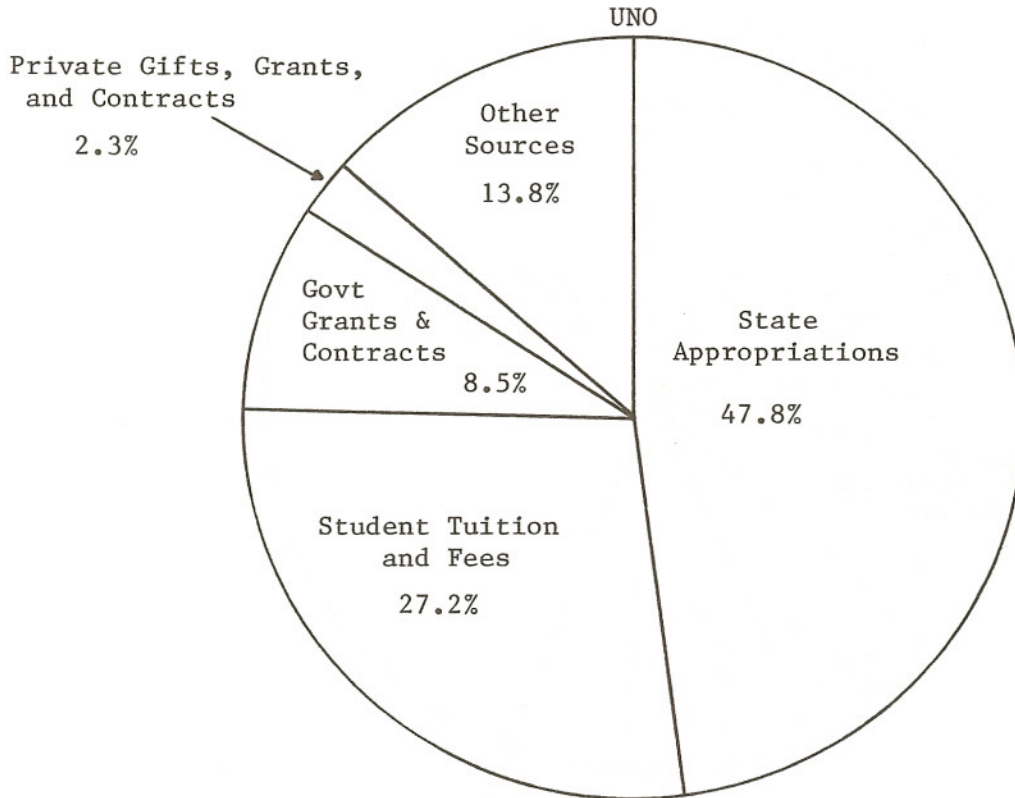
Source: Assistant Vice Chancellor for Finance

UNIVERSITY OF NEBRASKA AT OMAHA  
DISTRIBUTION OF CURRENT EXPENDITURES  
FOR THE YEAR ENDED JUNE 30, 1985

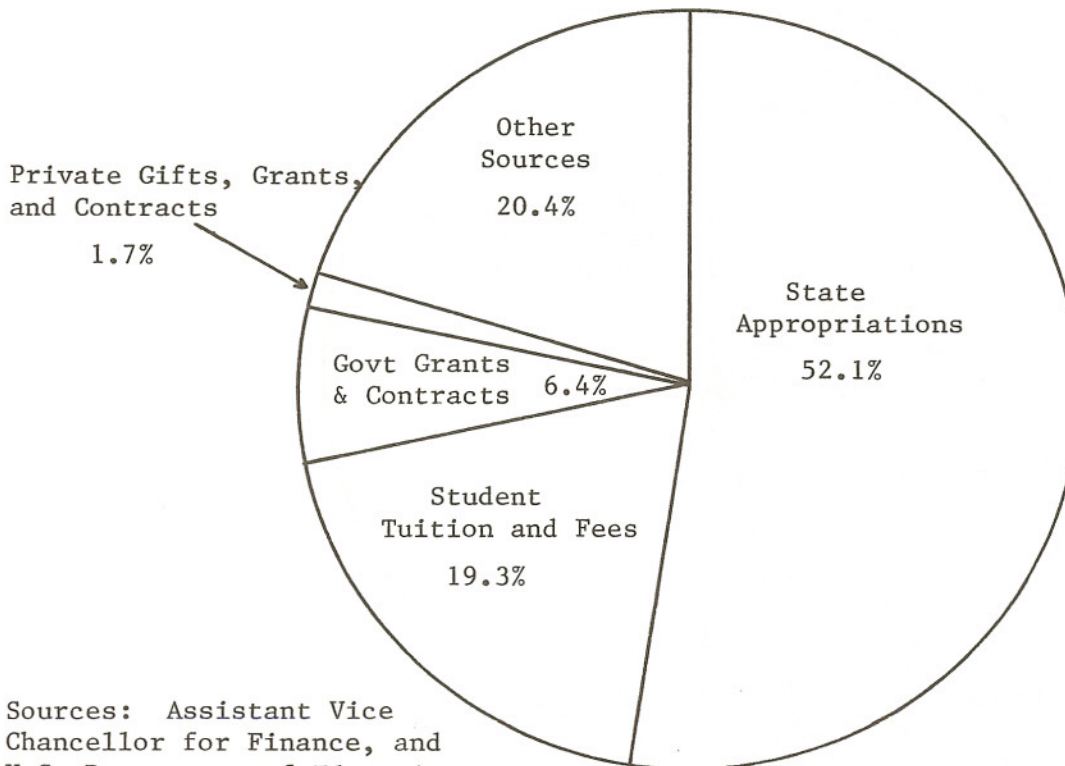


Source: Assistant Vice Chancellor for Finance

UNIVERSITY OF NEBRASKA AT OMAHA  
 COMPARISON OF DISTRIBUTION OF CURRENT REVENUES;  
 UNO vs. ALL U.S. COMPREHENSIVE PUBLIC UNIVERSITIES: FY 1984

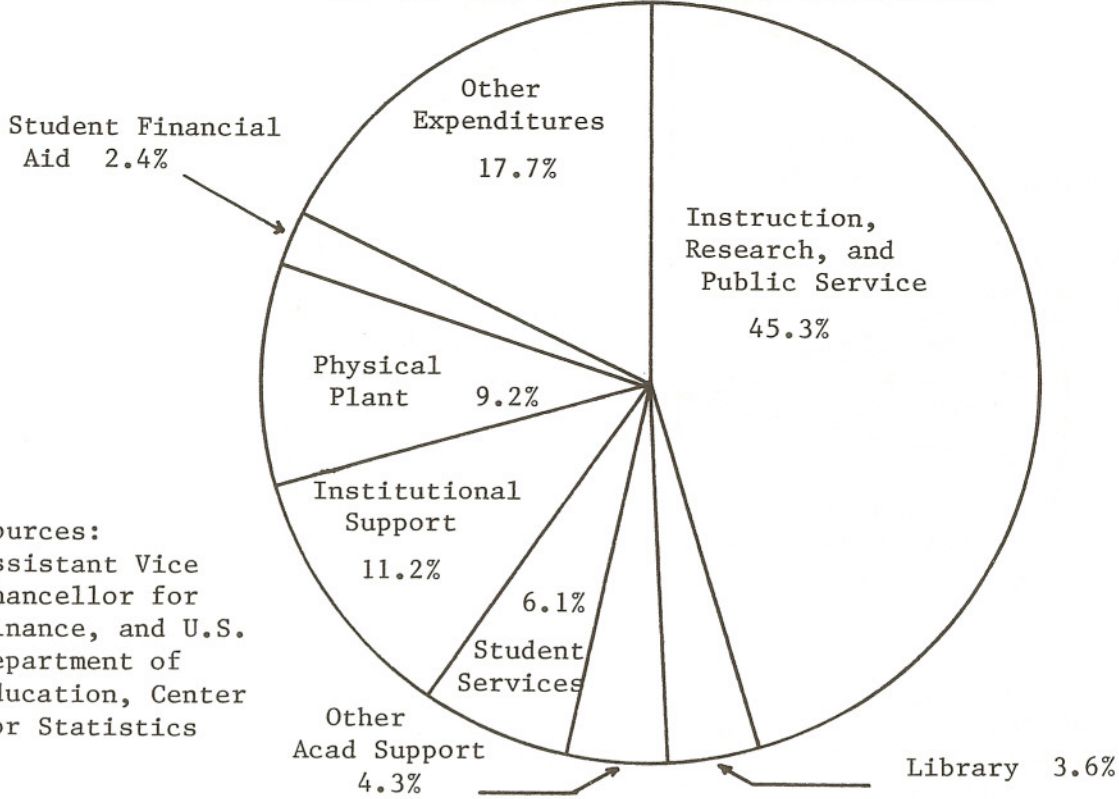
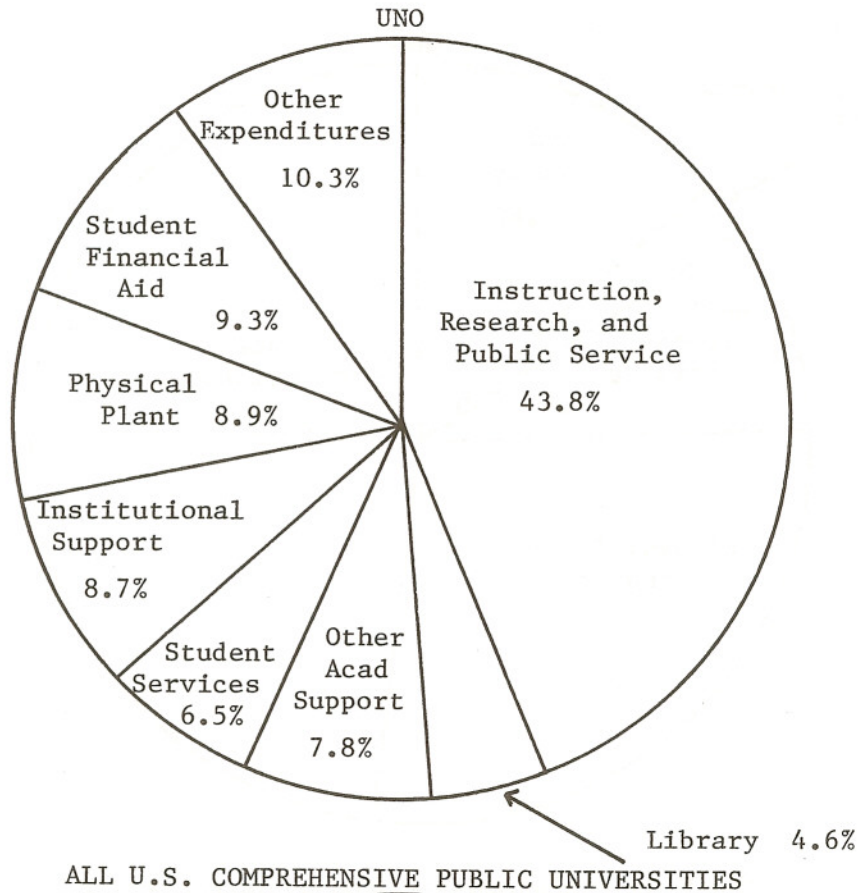


ALL U.S. COMPREHENSIVE PUBLIC UNIVERSITIES



Sources: Assistant Vice  
 Chancellor for Finance, and  
 U.S. Department of Education,  
 Center for Statistics

UNIVERSITY OF NEBRASKA AT OMAHA  
 COMPARISON OF DISTRIBUTION OF CURRENT EXPENDITURES;  
 UNO vs. ALL U.S. COMPREHENSIVE PUBLIC UNIVERSITIES: FY 1984



Sources:  
 Assistant Vice  
 Chancellor for  
 Finance, and U.S.  
 Department of  
 Education, Center  
 for Statistics

# THE UNIVERSITY OF NEBRASKA AT OMAHA

## Fact Book - 1986-87

### Library





UNIVERSITY OF NEBRASKA AT OMAHA

UNIVERSITY LIBRARY  
General Information

The University Library is a recently constructed \$5.1 million, three-level building on the west side of campus. It contains materials and facilities for study and research and offers many services to users; most of the library's collection is on open shelves. The library is a government document depository and collects most federal and Nebraska state publications, and also has documents from other states and the United Nations.

Growth of Collections  
June 30, 1984 through June 30, 1985

	<u>Total</u> <u>6/30/84</u>	<u>Net Added</u> <u>1984-85</u>	<u>Total</u> <u>6/30/85</u>	<u>Pct Change</u> <u>1984-85</u>
Books & Serials: Titles	426,814	11,518	438,332	2.7
Books & Serials: Volumes	520,606	18,662	539,268	3.6
Government Document Titles	378,234	16,169	394,403	4.3
Total Microforms	949,074	66,285	1,015,359	7.0
Serials	5,815	(53)	5,762	(1.0)

Budget Allocations for Materials Purchases  
1981-82 through 1985-86

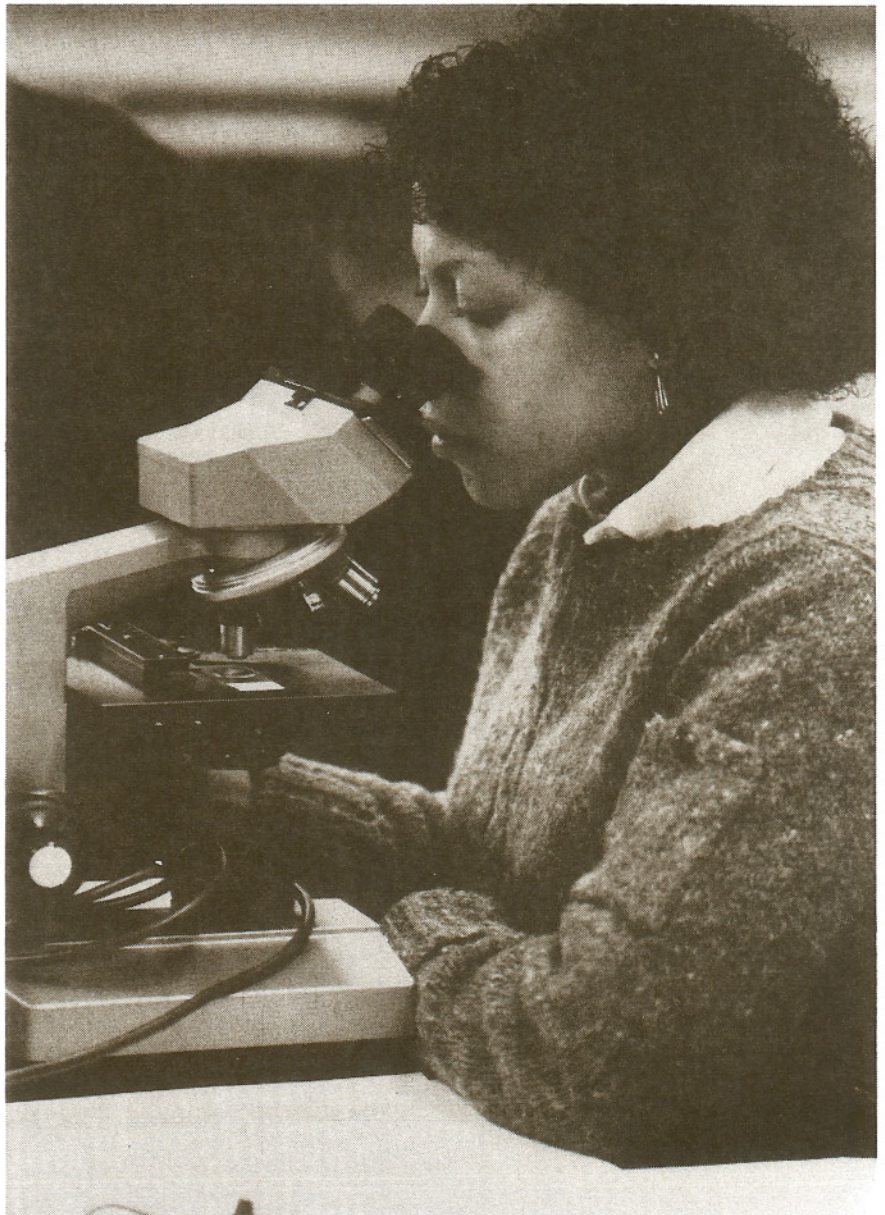
	<u>1981-82</u>	<u>1982-83</u>	<u>1983-84</u>	<u>1984-85</u>	<u>1985-86</u>	<u>Pct Change</u> <u>1981-82 to 1985-86</u>
Books	\$379,579	\$331,130	\$359,830	\$346,373	\$381,010	0.4
Serials	415,030	401,000	401,000	428,934	470,705	13.4
Bindings	32,776	45,000	37,000	37,873	38,684	18.0
Total	\$827,385	\$777,130	\$797,830	\$813,180	\$890,399	7.6

Sources: UNO Undergraduate Catalog, 1985-86 and the University Library  
Administrative Office

# THE UNIVERSITY OF NEBRASKA AT OMAHA

Fact Book - 1986-87

## Research



## UNIVERSITY OF NEBRASKA AT OMAHA

## EXTERNAL FUNDING

During the 1984-85 fiscal year, UNO faculty and staff submitted 143 proposals totaling \$8,558,525 to external agencies for funding. Of these proposals, 87 were funded at a total of \$5,272,573. The tables below show the detail of the funded proposals.

EXTERNAL FUNDING IN 1984-85  
AND COMPARISON TO 1983-84:  
BY PURPOSE OF PROJECT

	Number of Proposals	Percent of Whole	Amount Funded 1984-85	Percent of Whole	Amount Funded 1983-84	Amount Funded Percent Change 1984-85 Over 1983-84
Instruction	22	4%	\$ 208,991	16%	\$ 259,556	-19%
Public Service	14	18%	968,849	20%	1,189,917	-19%
Research	47	9%	486,518	39%	195,701	+149%
Student Aid	48	68%	3,597,286	17%	3,193,123	+13%
Other	12	1%	10,929	8%	345,570	-97%
TOTAL	143	100%	\$5,272,573	100%	\$5,183,867	+2%

EXTERNAL FUNDING IN 1984-85  
AND COMPARISON TO 1983-84:  
BY SOURCE OF FUNDS

	Amount Funded 1984-85	Percent of Whole	Amount Funded 1983-84	Percent Change 1984-85 Over 1983-84
Federal Agencies	\$4,829,124	92%	\$4,593,208	+5%
State Agencies	222,733	4%	213,932	+4%
Local Agencies	129,164	2%	170,564	-24%
Private	91,552	2%	206,163	-56%
TOTAL	\$5,272,573	100%	\$5,183,867	+2%

Source: Office of Grants Development, Annual Report, 1984-85.

# THE UNIVERSITY OF NEBRASKA AT OMAHA

## Fact Book - 1986-87

### Non-Credit Programs



## UNIVERSITY OF NEBRASKA AT OMAHA

## NON-CREDIT PROGRAMS

College of Continuing Studies

The College of Continuing Studies (CCS) at UNO offers both credits and non-credit activities for persons wishing to continue their education. The College offers an extensive schedule of evening, summer, and off-campus credit classes for those who must work, but wish to pursue a college degree. CCS offers the Bachelor of General Studies degree, as well as non-credit programs and courses for those who have special interests. Conferences and institutes are offered, serving local and national professional groups and associations, and business, academic, and community needs.

Center for Applied Urban Research

The Center for Applied Urban Research (CAUR) provides professional services, including research and field studies, technical assistance, and educational programs, to communities and organizations. The Center also publishes a monthly review of their research and statistical findings that may be of interest to the public and various groups.

The Center for Urban Education, a part of the Center for Applied Urban Research, is an off-campus laboratory which focuses on economic, social, and educational problems of low-income areas and provides opportunities for students to tutor, attend scheduled classes, and become acquainted with the problems of both urban and rural low-income areas. The staff interacts with agencies and residents of low-income areas and participates in an interdisciplinary outreach of the University.

Nebraska Business Development Center & the Small Business Institute

One of the 16 Small Business Development Centers in the country, the Nebraska Business Development Center (NBDC) offers newsletters, workshops throughout the state, individual business counseling, and other special programs. Within the NBDC is the Small Business Institute where UNO graduate and upperclassmen majoring in business administration act as consultants to small businesses within Nebraska.