


2016

Graduation Rates 200 (2016-2017)

UNO Office of Institutional Effectiveness
University of Nebraska at Omaha

Follow this and additional works at: <http://digitalcommons.unomaha.edu/ipedsgraduationrate200>

 Part of the [Educational Assessment, Evaluation, and Research Commons](#), and the [Higher Education Commons](#)

Recommended Citation

Office of Institutional Effectiveness, UNO, "Graduation Rates 200 (2016-2017)" (2016). *IPEDS Graduation Rate 200*. 7.
<http://digitalcommons.unomaha.edu/ipedsgraduationrate200/7>

This Report is brought to you for free and open access by the Integrated Postsecondary Education Data System at DigitalCommons@UNO. It has been accepted for inclusion in IPEDS Graduation Rate 200 by an authorized administrator of DigitalCommons@UNO. For more information, please contact unodigitalcommons@unomaha.edu.



Institution: University of Nebraska at Omaha (181394)
User ID: P1813941


Overview

Graduation Rates 200 Overview

Welcome to the IPEDS Graduation Rates 200 (GR200) survey component. The GR200 component is a further extension of the traditional Graduation Rates (GR) component which carries forward 100% and 150% graduation rates data previously reported in the GR component and requests information on any additional completers and exclusions from the cohort between 151% and 200% of normal time for students to complete all requirements of their program of study. This information is collected to assist institutions with complying with the requirements of the Higher Education Act, as amended.

Data Reporting Reminders

The reporting of data for the 200% completion period is not cumulative. Respondents are ONLY asked to report data for the time period between 151% and 200% of normal time to completion.

 When reporting award levels for sub-baccalaureate certificates, determine program length by the number of credit or contact hours, NOT the academic year length in parentheses. The academic year length is meant only to provide context.

Resources:

The survey materials package for this component can be downloaded using the following link: [Survey Materials](#)
To access your prior year data submission for this component: [Reported Data](#)

If you have questions about completing this survey, please contact the **IPEDS Help Desk at 1-877-225-2568**.

Screening Question

Your institution reported to the GR survey component as having the following number of students who did not complete, but were still enrolled at your institution:

153

Do you have students who received an award between 151% and 200% of the normal time to complete?


- No
- Yes

Completers within 200%

For 4-year institutions, report on the 2008 cohort of full-time, first-time bachelor's or equivalent degree-seeking students.

Information for this cohort was originally reported by your institution in the 2014-15 IPEDS Graduation Rates survey component. The data on lines 1-5 are preloaded based on the information provided.

		Graduation rates	
1	Revised cohort	1,755	
2	Exclusions within 150%	0	
3	Adjusted cohort 150%	1,755	
4	Number of students in the cohort who completed a <u>bachelor's degree</u> within 100% of normal time to completion	286	16
5	Number of students in the cohort who completed a <u>bachelor's degree</u> within 150% of normal time to completion	783	45
6	Additional exclusions (between 151% and 200% of normal time)	0	
7	Adjusted cohort 200% (line 3 - line 6)	1,755	
8	Number of students in the cohort who completed a <u>bachelor's degree</u> between 151% and 200% of normal time to completion	102	
9	Still enrolled as of 200% of normal time to completion	60	
10	Total completers within 200% of normal time (line 5 + line 8)	885	50

 You may use the space below to provide context for the data you've reported above. These context notes will be posted on the College Navigator website, and should be written to be understood by students and parents.

Prepared by

This survey component was prepared by:

<input checked="" type="radio"/> Keyholder	<input type="radio"/> SFA Contact	<input type="radio"/> HR Contact
<input type="radio"/> Finance Contact	<input type="radio"/> Academic Library Contact	<input type="radio"/> Other

Name: Jenny Liu
Email: jennyliu@unomaha.edu

How long did it take to prepare this survey component?	hours	minutes
--	-------	---------

The name of the preparer is being collected so that we can follow up with the appropriate person in the event that there are questions concerning the data. The Keyholder will be copied on all email correspondence to other preparers. The time it took to prepare this component is being collected so that we can continue to improve our estimate of the reporting burden associated with IPEDS. Please include in your estimate the time it took for you to review instructions, query and search data sources, complete and review the component, and submit the data through the Data Collection System. Thank you for your assistance.

Summary**2016 IPEDS Graduation Rate 200% Component Data Summary**

IPEDS collects important information regarding your institution. All data reported in IPEDS survey components become available in the IPEDS Data Center and appear as aggregated data in various Department of Education reports. Additionally, some of the reported data appears specifically for your institution through the College Navigator website and is included in your institution's Data Feedback Report (DFR). The purpose of this summary is to provide you an opportunity to view some of the data that, when accepted through the IPEDS quality control process, will appear on the College Navigator website and/or your DFR. College Navigator is updated approximately three months after the data collection period closes and Data Feedback Reports will be available through the [Data Center](#) and sent to your institution's CEO in November 2016.

Please review your data for accuracy. If you have questions about the data displayed below after reviewing the data reported on the survey screens, please contact the IPEDS Help Desk at: 1-877-225-2568 or ipedshelp@rti.org.

Bachelor's degree graduation rates within 4 years, 6 years, and 8 years – Cohort year 2008	
4-year graduation rate	16%
6-year graduation rate	45%
8-year graduation rate	50%

Graduation Rates 200

University of Nebraska at Omaha (181394)

There are no errors for the selected survey and institution.