

2017

**A Not-So “Radical” Urban Political-Economic Narrative:  
Transforming Failed Liberal and Conservative Approaches to  
Poverty**

R. K. Piper

Minshuai Ding

Follow this and additional works at: <https://digitalcommons.unomaha.edu/cparpresentations>

 Part of the [Demography, Population, and Ecology Commons](#), and the [Public Affairs Commons](#)




A Not-So “Radical” Urban  
Political-Economic Narrative:  
Transforming Failed Liberal and  
Conservative Approaches to Poverty

R. K. Piper  
Minshuai Ding  
2017




Dr. Peter Suzuki



# Problems in Political Economy: An Urban Perspective

1971 (1<sup>st</sup> Edition)  
1977 (2<sup>nd</sup> Edition)



David. M. Gordon



## Three Theoretical Narratives

- Conservative
- Liberal
- “Radical”



Research Question:  
Which theoretical narrative is most valid?



Think **BIG!**





## 7 Fields of Social Problems

- Poverty
- Unemployment
- Race and Class Disparity
- Education
- Crime
- Health
- Housing



Look Small!

**60 Variables**

**Gordons' Era (1977) vs. Today (2017)**



# Found Patterns

## Major Worsening Social Problem Outcomes and Conditions

Magnitude of Change	Positive or Improving (+) Conditions	Negative or Worsening (-) Conditions	No Significant Change (∅)	Net Total Change
Modest Change or No Change (+, -, ∅)	14 (+)	16 (-)	5 (∅)	2 (-)
Major Changes (++, --)	7 (++)	18 (--)	n/a	11 (--)



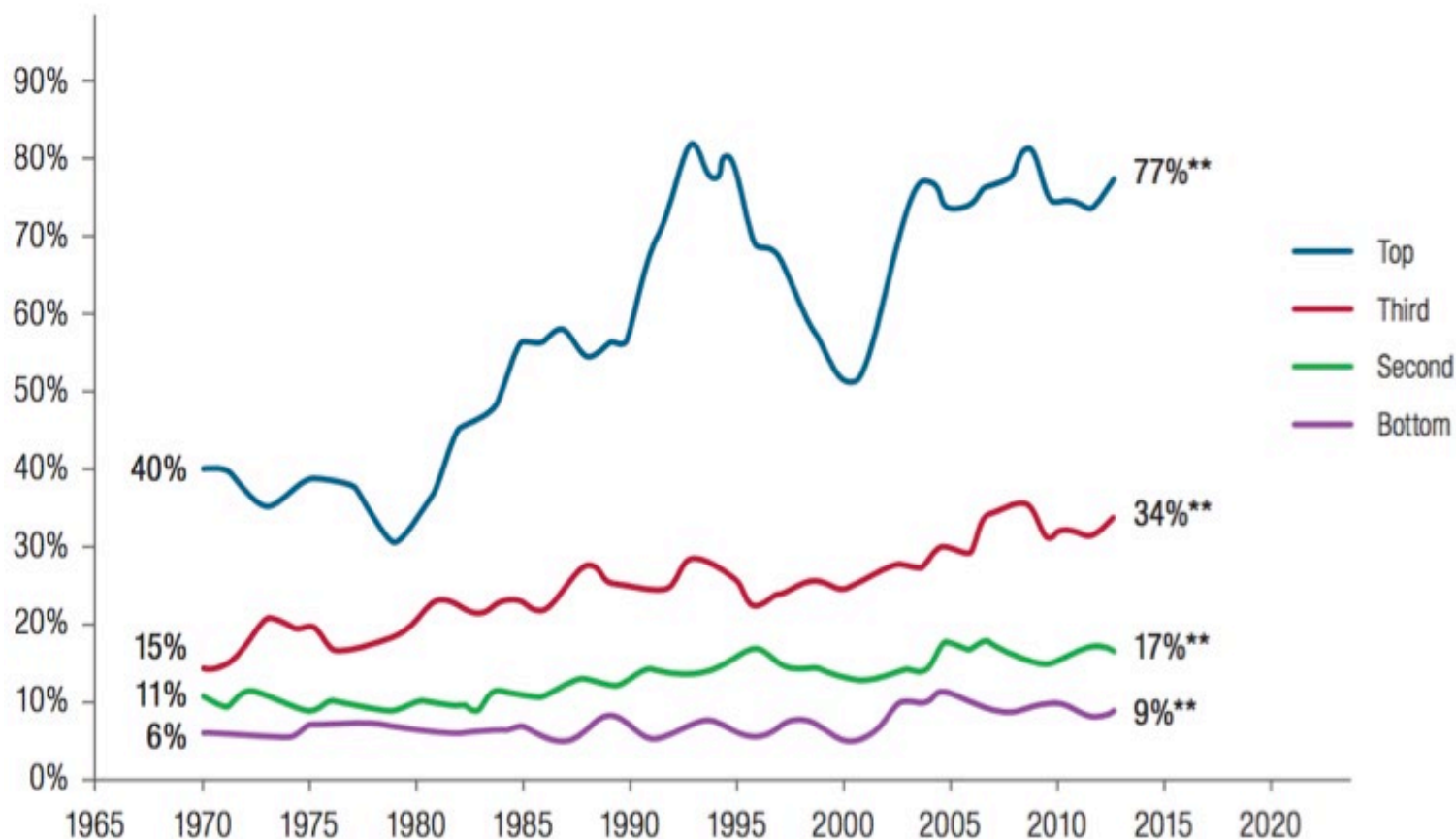
# Found Patterns (30 Variables)

Major Worsening Social, Economic and Class Divides and Disparities

Grouping Category	Magnitude of Change	Positive or Improving (+) Conditions	Negative or Worsening (-) Conditions	No Significant Change (0)	Net Total Change
<b>Overall Social-Problem Outcome Changes</b>	Major Changes (++, --)	3 (++)	3 (--)	n/a	0
<b>Race/Ethnic Group Outcome Changes</b>	Major Changes (++, --)	2 (++)	0 (--)	n/a	2 (++)
<b>Outcome Changes by Socio-Economic (Income &amp; Wealth) Class</b>	Major Changes (++, --)	0 (++)	4 (--)	n/a	4 (--)

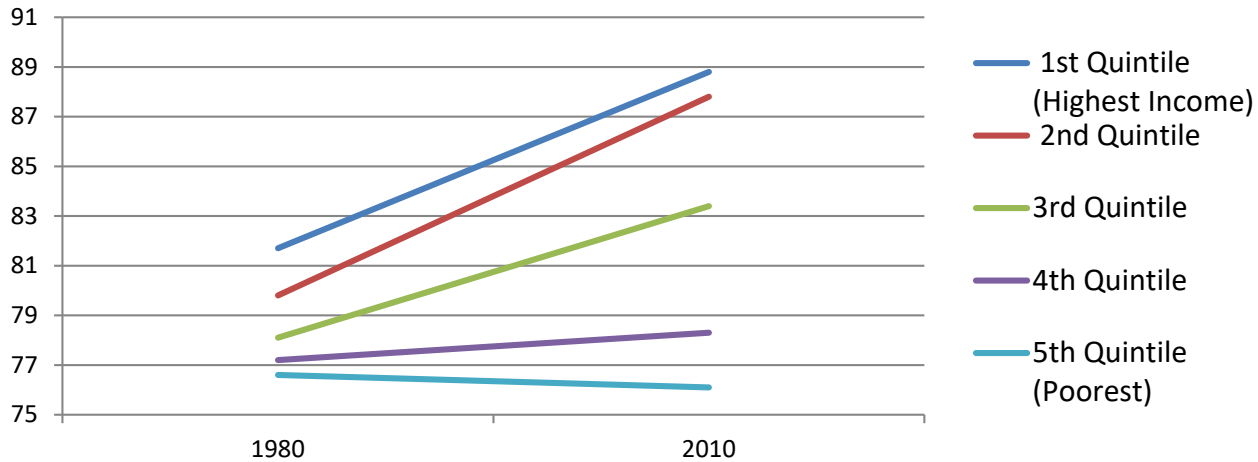


Figure 7. College Degree Attainment by Income Class

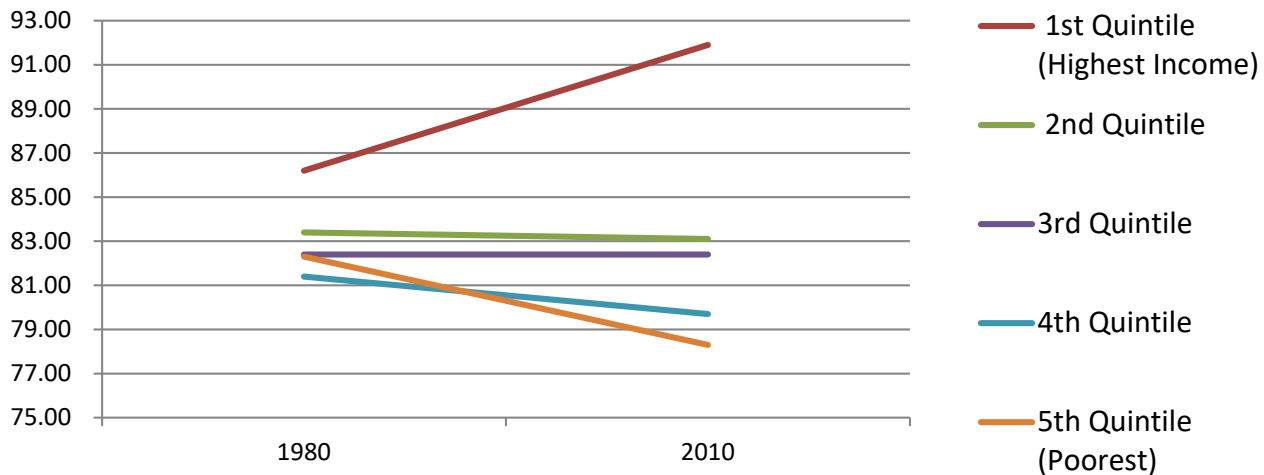




### Figure 4a. Life Expectancy Comparison of Males at 50 Years Old In U.S. 1980 and 2010

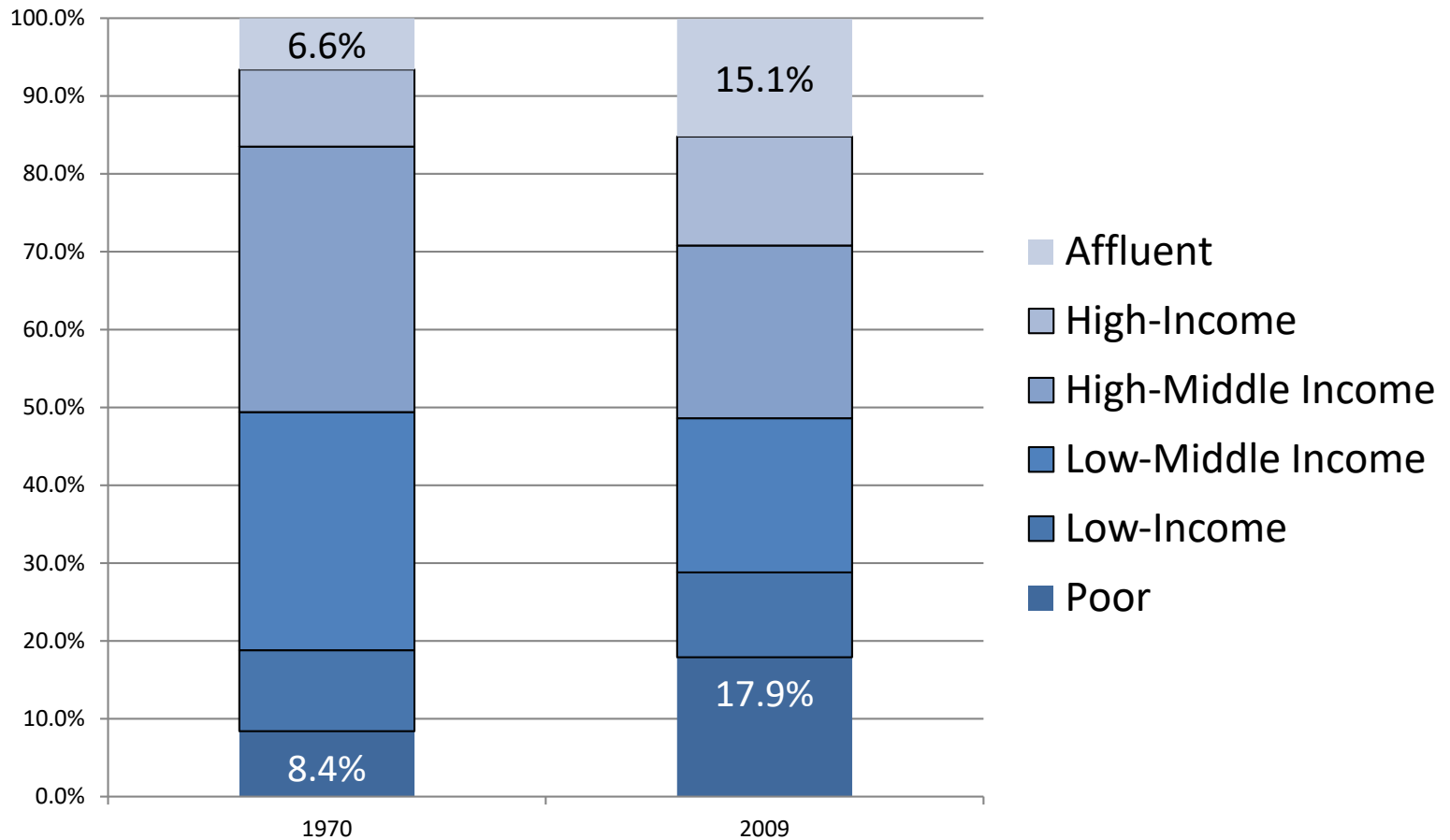


### Life Expectancy Comparison of Females at 50



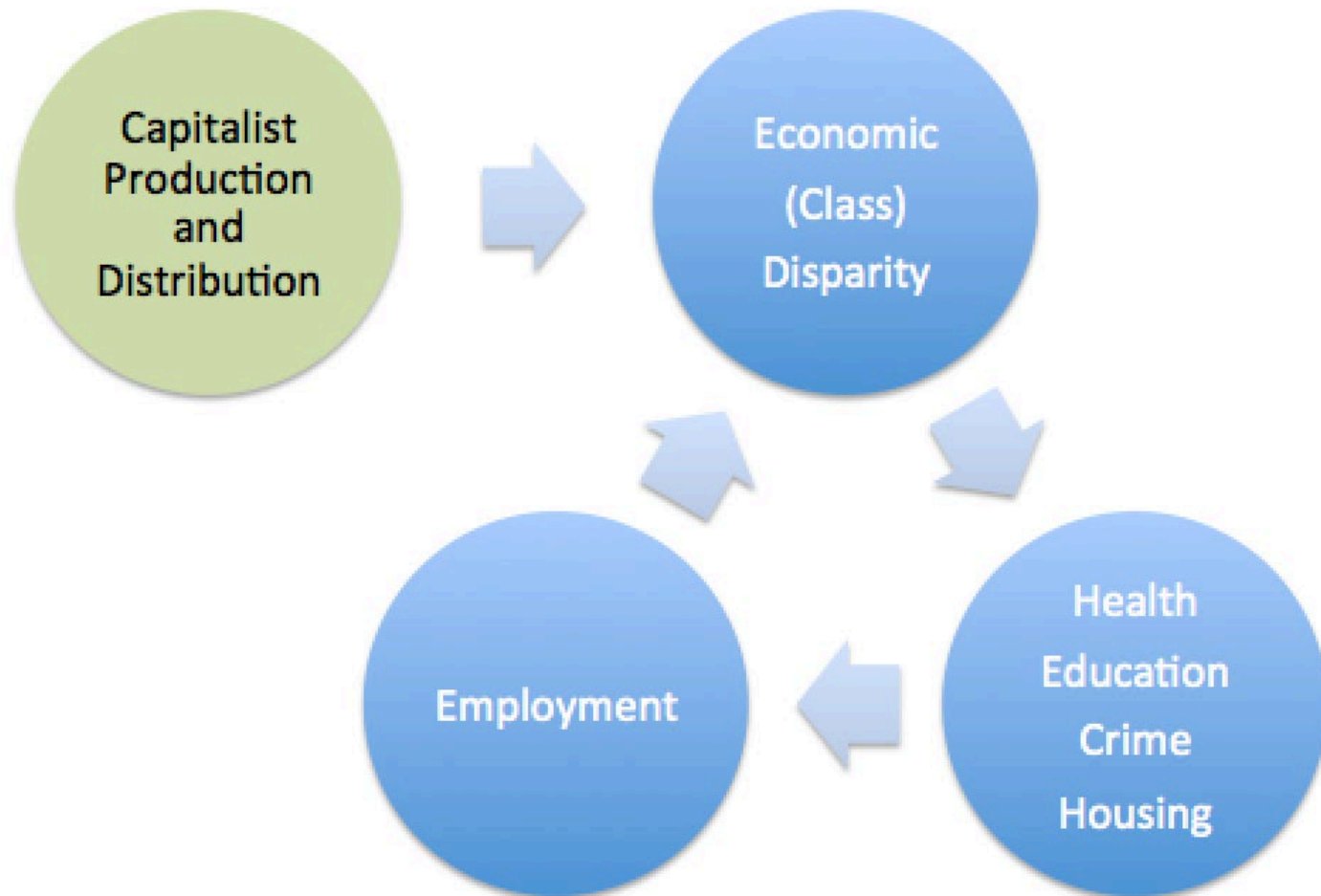


**Figure 9. Proportion of Families in Income Neighborhood, 1970-2009, 117 Metropolitan Areas with Population > 500,000**





# Intersectionality







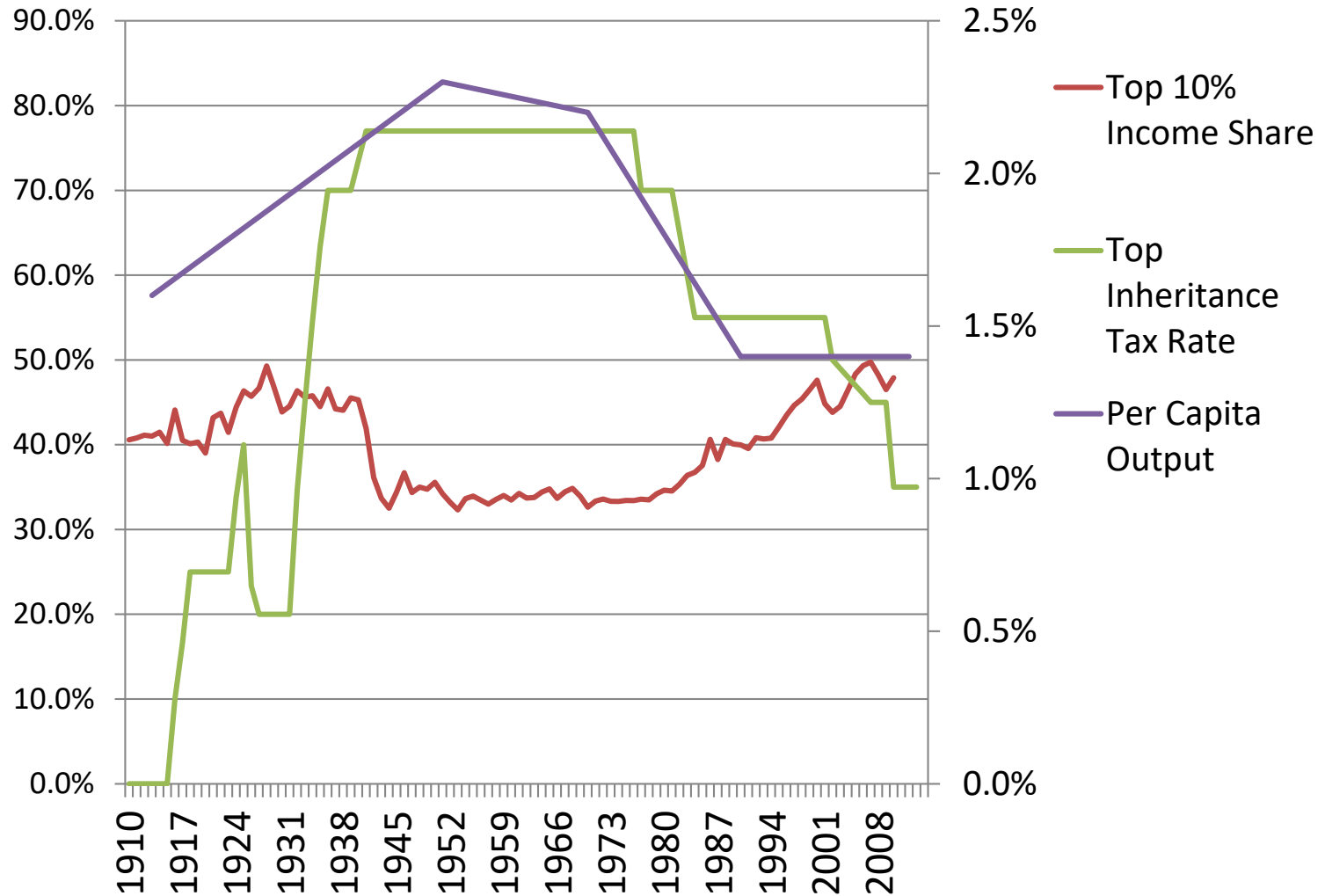
# Macro-Economics Trends and Historical Patterns

Think **BIGGER!**

Thomas Piketty  
Capital in the Twenty-First Century  
(2014)



Figure 12 Income Inequity, Top Inheritance Tax Rate, and Per Capita Output Growth 1910-2012





Which theoretical narrative is most valid?

Which gives us the best explanation and understanding of the conditions and “reality” we can observe today?

The totality of evidence supports Gordon’s contention of 40 years ago.....the “radical” narrative is the most valid.....and more relevant and necessary than ever.



Lift the fog!

Have the debate that has never occurred!

Take an academic stand! Actively advocate!

---

# Thanks !

UNIVERSITY OF  
**Nebraska**  
Omaha

