

2009

Student Financial Aid 2009-10

UNO Office of Institutional Effectiveness
University of Nebraska at Omaha

Follow this and additional works at: <https://digitalcommons.unomaha.edu/ipedsfinancialaid>

 Part of the [Educational Assessment, Evaluation, and Research Commons](#), and the [Higher Education Commons](#)

Please take our feedback survey at: https://unomaha.az1.qualtrics.com/jfe/form/SV_8cchtFmpDyGfBLE

Recommended Citation

Office of Institutional Effectiveness, UNO, "Student Financial Aid 2009-10" (2009). *IPEDS Financial Aid*. 1. <https://digitalcommons.unomaha.edu/ipedsfinancialaid/1>

This Report is brought to you for free and open access by the Integrated Postsecondary Education Data System at DigitalCommons@UNO. It has been accepted for inclusion in IPEDS Financial Aid by an authorized administrator of DigitalCommons@UNO. For more information, please contact unodigitalcommons@unomaha.edu.

| |
|-------------------------------|
| Student Financial Aid 2009-10 |
|-------------------------------|

Institution: University of Nebraska at Omaha (181394)


User ID: P91813941

Part A**Part A - Establish Your Groups.**

Due to requirements included in the Higher Education Opportunity Act (HEOA), there are now multiple groups of students on which you must report financial aid data. Use Part A to establish these groups below.

Institutions need to report aid on this component such that their net price calculations shown on College Navigator and used for the College Affordability lists is a reflection of what students actually pay.

Report the number of students in each of the following groups:

| | Fall 2008 | Fall 2008 counts reported on Fall Enrollment | Fall 2007 counts reported on PY SFA |
|---|--|--|--|
| 01 Group 1. All undergraduate students enrolled in Fall 2008. | <input type="text" value="11,327"/> | 11,327 | 11,331 |
| 02 Group 2. Of those in Group 1, those who are full-time, first-time degree/certificate-seeking undergraduates. | <input type="text" value="1,755"/> | 1,764 | 1,603 |
| 02a Of those in Group 2, those who received any Federal Work Study, loans to students, or grant or scholarship aid from federal, state or local governments, the institution, or other sources known to the institution. |  <input type="text" value="1,131"/> | | 1,217 |
| 03 Group 3. Of those in Group 2, those paying the in-state or in-district tuition rate who received grant or scholarship aid from federal, state or local governments, or the institution. Exclude other sources of grants. (Data on Group 3 will be used to calculate net price as required by HEOA.) | <input type="text" value="847"/> | | |
| 04 Group 4. Of those in Group 2, those paying the in-state or in-district tuition rate who received Title IV federal student aid. (Data on Group 4 will be used to calculate net price by income as required by HEOA.) | <input type="text" value="902"/> | | |

Institution: University of Nebraska at Omaha (181394)

User ID: P91813941

Part B

Part B - Financial Aid About Group 1

For reporting on Group 1 below, please include:

- all undergraduates enrolled in Fall 2008.
- aid from all sources: federal, state, local governments; your institution; and other sources known to the institution.
- aid received anytime during the full aid year (academic year 2008-09).

Fall 2008 Prior Fall

Total number of undergraduate students (**Group 1**). (Carried forward from A01.) 11,327 **11,331**

For **Group 1**, report the number of students and the total amount of aid received by those students at any time during the full aid year 2008-09, for each type of aid listed below. The percentages will be calculated for you as will the average amount of aid they received.

| Aid Type | Number of students in Group 1 receiving aid in 2008-09 | Percentage of students receiving aid | Total amount of aid received by Group 1 in 2008-09 | Average amount of aid received by students in Group 1 |
|--|---|--------------------------------------|---|--|
| 01 Grant or scholarship aid received, from the federal government, a state or local government, the institution, and other sources known by the institution | 4,897 | 43 | 25,617,133 | 5,231 |
| 02 Pell grants | 1,922 | 17 | 6,133,868 | 3,191 |
| 03 Federal student loans | 4,337 | 38 | 25,158,404 | 5,801 |

You may use the space below to provide context for the data you've reported above. These context notes will be posted on the College Navigator website, and should be written to be understood by students and parents.

Institution: University of Nebraska at Omaha (181394)

User ID: P91813941

Part C, Page 1

Part C - Financial Aid About Group 2, Page 1

For reporting on Group 2 below, please include:

- full-time, first-time degree-seeking students enrolled in Fall 2008.

| Information from Part A: | Fall 2008 Number of Students | Percentage of total number of undergraduate students | Prior Year Percentage of total number of undergraduate students |
|--|------------------------------------|---|--|
| 01 Total number of undergraduate students (Group 1). (Carried forward from A01.) | 11,327 | | |
| 02 Number of full-time, first-time degree/certificate-seeking undergraduates (Group 2). (Carried forward from A02.) | 1,755 | 15 | 14 |
| 02a Of those in Group 2, those who received any Federal Work Study, loans to students, or grant or scholarship aid from federal, state or local governments, the institution, or other sources known to the institution. (Carried forward from A02a.) | 1,131 | 64 | 76 |

Please provide student counts information as requested below. Enter the requested information; percentages will be calculated for you.

| Number of full-time, first-time degree/certificate-seeking undergraduates (Group 2) | Fall 2008 Number of Students in Group 2 | Percentage of Fall 2008 students in Group 2 | Prior Year Percentage |
|--|---|--|-----------------------|
| 04 Of these - | | | |
| 04a <u>paying in-district tuition rates</u> | <input type="text" value="0"/> | 0 | 0 |
| 04b <u>paying in-state tuition rates</u> | <input type="text" value="1,577"/> | 90 | 92 |
| 04c <u>paying out-of-state tuition rates</u> | <input type="text" value="172"/> | 10 | 8 |
| 04d Unknown(calculated value) CV=[02-(04a+04b+04c)] | 6 | 0 | 0 |

You may use the space below to provide context for the data you've reported above.

Institution: University of Nebraska at Omaha (181394)

User ID: P91813941

Part C, Page 2

Part C - Financial Aid About Group 2, Page 2

For reporting on Group 2 below, please include:

- full-time, first-time degree-seeking students enrolled in Fall 2008.
- grants and scholarships from federal, state, local governments and from your institution; **do not include aid from other sources.**
- loans to students from the federal government and from other sources (including private lenders).
- aid received anytime during the full aid year (academic year 2008-09).

Information from Part A:

All full-time, first-time degree/certificate-seeking undergraduates. **(Group 2)** (Carried forward from A02.) 1,755

Full-time, first-time degree/certificate-seeking undergraduates who **received any Federal Work Study, loans to students, or grant or scholarship aid from federal, state or local governments, the institution, or other sources known to the institution** (Carried forward from A02a.) 1,131

Column 1: For each type of aid, report the **number of students receiving aid** anytime during the full 2008-09 aid year. The percentage (column 2) and average amount of aid received (column 4) will be calculated for you. Because students may receive more than one type of aid, the sum of the detail will not necessarily equal the total number of students for the category. However, the total number of students reported for the aid category cannot exceed the sum of detail numbers (e.g., number receiving Federal grants cannot exceed Number of students receiving Pell Grants + number receiving Other Federal grants).

Column 3: For each type of aid, report the **total amount of aid** received by these students anytime during the entire aid year. Total amounts for each category will be calculated from detail amounts you report as follows (CV indicates calculated dollar value):

CV 01=02+03+04

CV 02=02a+02b

CV 05=05a+05b

| Types of aid | Number of students in Group 2 receiving aid in 2008-09 | Percentage of students in Group 2 receiving aid | Total dollar amount of aid received by Group 2 in 2008-09 | Average amount of aid they received | PY Average amount |
|--|--|---|---|-------------------------------------|-------------------|
| 01 Grants or scholarships from Federal, State, or Local Governments, or the Institution | <input type="text" value="979"/> | 56 | 4,313,551 | 4,406 | 2,582 |
| 02 Federal grants | <input type="text" value="402"/> | 23 | 1,535,491 | 3,820 | 929 |
| 02a Pell grants | <input type="text" value="402"/> | 23 | <input type="text" value="1,282,099"/> | 3,189 | 1,453 |
| 02b Other Federal grants | <input type="text" value="305"/> | 17 | <input type="text" value="253,392"/> | 831 | 529 |
| 03 State/local government grants or scholarships (grants/scholarships/waivers) | <input type="text" value="197"/> | 11 | <input type="text" value="243,719"/> | 1,237 | 1,656 |
| 04 Institutional grants or scholarships (scholarships/fellowships) | <input type="text" value="716"/> | 41 | <input type="text" value="2,534,341"/> | 3,540 | 800 |
| 05 Loans to students | <input type="text" value="844"/> | 48 | 4,068,316 | 4,820 | 1,625 |
| 05a Federal loans | <input type="text" value="838"/> | 48 | <input type="text" value="3,825,424"/> | 4,565 | 1,479 |

05b Other loans

43


2

242,892

5,649

3,225

You may use the space below to provide context for the data you've reported above. These context notes will be posted on the College Navigator website, and should be written to be understood by students and parents. For example, institutions may report here other sources of private aid not included in the categories above.



Institution: University of Nebraska at Omaha (181394)

User ID: P91813941

Part D

Part D - Financial Aid About Group 3

For reporting on Group 3 below, please include:

- of the full-time, first-time degree-seeking students enrolled in the Fall (Group 2) those who received grant or scholarship aid from federal, state, or local governments, or from your institution and who paid in-state or in-district tuition rates.
- grants and scholarships from federal, state, local governments or from your institution; do not include aid from other sources.
- aid received anytime during the full aid year (academic year 2008-09).

These data will be used in Part F to calculate net price.

| | 2008-2009 | 2007-2008 | 2006-2007 |
|---|-----------|-----------|-----------|
| Number of full-time, first-time degree/certificate-seeking undergraduates. (Group 2) . (Carried forward from A02.) | 1,755 | 1,603 | 1,639 |

| | | | |
|--|-----|-----|-----|
| 01 Number of full-time, first-time degree/certificate-seeking undergraduates paying the in-state or in-district tuition rate who received grant or scholarship aid from federal, state or local governments, or the institution. Exclude other sources of grants. (Group 3) . (Carried forward from A03.) | 847 | 730 | 722 |
|--|-----|-----|-----|

Provide counts of living arrangements, and total grant aid, for these students.

02 Of these, what were their living arrangements?

| | | | |
|--|-----|-----|-----|
| 02a On-campus | 372 | 271 | 263 |
| 02b Off-campus (with family) | 223 | 226 | 228 |
| 02c Off-campus (not with family) | 134 | 108 | 118 |
| 02d Unknown (calculated) CV=[D01-(D02a+D02b+D02c)] | 118 | 125 | 113 |

| | | | |
|---|-----------|-----------|-----------|
| 03 Total grant and scholarship aid from federal, state or local governments, or institutional sources received by these students. Exclude other sources of aid. | 4,038,443 | 3,092,595 | 2,860,596 |
|---|-----------|-----------|-----------|

| | | | |
|---|-------|-------|-------|
| 04 Average total grant and scholarship aid from federal, state or local governments, or institutional sources received by these students. Exclude other sources of aid. CV=D03/D01 | 4,768 | 4,236 | 3,962 |
|---|-------|-------|-------|

You may use the space below to provide context for the data you've reported above.

Institution: University of Nebraska at Omaha (181394)

User ID: P91813941

Part E

Part E - Financial Aid About Group 4

For reporting on Group 4 below, please include:

- of the full-time, first-time degree-seeking students enrolled in Fall 2008 (Group 2) those who received Title IV federal student aid, including federal grants or federal student loans and who paid in-state or in-district tuition rates.
- dollar amounts for grants and scholarships from federal, state, local governments or from your institution; do not include grants or scholarships from other sources and do not include loan dollar amounts.
- aid received anytime during the full aid year (academic year 2008-09).

These data will be used in Part G to calculate net price.

| | 2008-2009 | 2007-2008 | 2006-2007 |
|---|-----------|-----------|-----------|
| 01 Number of full-time, first-time degree/certificate-seeking undergraduates paying the in-state or in-district tuition rate who received Title IV federal student aid (Group 4) (Carried forward from A04.) | 902 | | |

Provide counts of living arrangements for these students.

02 Of these, what were their living arrangements?

| | |
|--|-----|
| 02a On-campus | 427 |
| 02b Off-campus (with family) | 329 |
| 02c Off-campus (not with family) | 146 |
| 02d Unknown (calculated) CV=[E01-(E02a+E02b+E02c)] | 0 |

03 For each income level, provide the number and the total amount of grant or scholarship aid from federal, state or local governments, or institutional sources received by these students. **Exclude other sources of aid.**

| Income level | 2008-2009 | | | Available in future years, preloaded | | | Available in future years, preloaded | | |
|--------------------|--|--|--|--|--|--|--|--|--|
| | Number of students in Group 4 receiving aid | Total grant and scholarship aid received by these students | Average amount of grant and scholarship aid received | Number of students in Group 4 receiving aid | Total grant and scholarship aid received by these students | Average amount of grant and scholarship aid received | Number of students in Group 4 receiving aid | Total grant and scholarship aid received by these students | Average amount of grant and scholarship aid received |
| \$0-30,000 | 155 | 724,754 | 4,676 | | | | | | |
| \$30,001-48,000 | 147 | 451,449 | 3,071 | | | | | | |
| \$48,001-75,000 | 208 | 165,705 | 797 | | | | | | |
| \$75,001-110,000 | 242 | 4,652 | 19 | | | | | | |
| \$110,001 and more | 150 | 0 | 0 | | | | | | |
| Total all income | 902 | 1,346,560 | 1,493 | | | | | | |

levels

You may use the space below to provide context for the data you've reported above.



Institution: University of Nebraska at Omaha (181394)

User ID: P91813941

Part F

Part F - Net Price Calculation for Group 3

Group 3. Of those in Group 2, those paying the in-state or in-district tuition rate who received grant or scholarship aid from federal, state or local governments, or the institution. Exclude other sources of grants.

This is based on information the institution reported in the Institutional Characteristics component and the Student Financial Aid component. This information will appear on College Navigator.

| | 2008-2009 | 2007-2008 | 2006-2007 |
|---|-----------|-----------|-----------|
| 01 and 02 Components of Cost of Attendance (Carried forward from the Institutional Characteristics component) | | | |
| 01 Published tuition and required fees (lower of in-district or in-state) | 5,879 | 5,390 | 5,118 |
| 02 Books and supplies | 800 | 800 | 750 |
| 03 Room and board and other expenses by living arrangement | | | |
| 03a On campus | 10,270 | 10,000 | 9,670 |
| 03b Off campus (with family) | 3,290 | 3,190 | 3,040 |
| 03c Off campus (not with family) | 10,270 | 9,970 | 9,940 |
| 04 Number of students (Group 3) by living arrangement (from Part D) | | | |
| 04a On campus | 372 | 271 | 263 |
| 04b Off campus (with family) | 223 | 226 | 228 |
| 04c Off campus (not with family) | 134 | 108 | 118 |
| 04d Unknown | 118 | 125 | 113 |
| 05 Weighted average by living arrangement (excluding Unknown) for Room and board and other expenses (see instructions for calculation formula). | 8,135 | 7,451 | 7,240 |
| 06 Total Cost of Attendance CV = (F01+F02+F05) | 14,814 | 13,641 | 13,108 |
| 07 Average total grant or scholarship aid from federal, state or local governments, or institutional sources received by these students. Exclude other sources of aid. (from Part D). | 4,768 | 4,236 | 3,962 |

08 Average Net Price for Group 3 students.

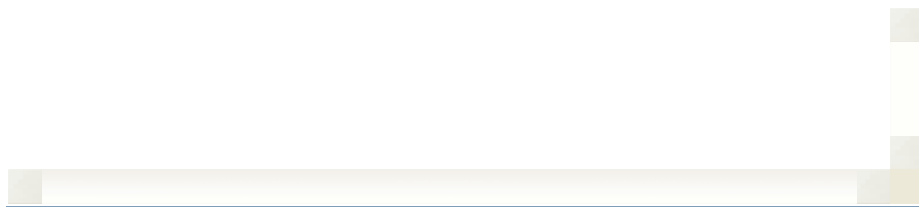
These amounts will be posted on College Navigator.

| | 2008-2009 | 2007-2008 | 2006-2007 |
|--|-----------|-----------|-----------|
| Full-time, first-time degree/certificate-seeking paying the in-state or in-district tuition rate who received grant or scholarship aid from federal, state or local governments, or the institution. CV = (F06-F07) | 10,046 | 9,405 | 9,146 |

Do you wish to provide additional context notes?

Yes No

You may use the space below to provide context for these data. These context notes will be posted on the College Navigator website, and should be written to be understood by students and parents.



Institution: University of Nebraska at Omaha (181394)

User ID: P91813941

Part G**Part G - Net Price Calculation for Group 4****Group 4. Of those in Group 2, those paying the in-state or in-district tuition rate who received Title IV aid.**

This is based on information the institution reported in the Institutional Characteristics component and the Student Financial Aid component. This information will appear on College Navigator.

| | 2008-2009 | 2007-2008 | 2006-2007 |
|---|-----------|-----------|-----------|
| 01 and 02 Components of Cost of Attendance (Carried forward from the Institutional Characteristics component) | | | |
| 01 Published tuition and required fees (lower of in-district or in-state) | 5,879 | | |
| 02 Books and supplies | 800 | | |
| 03 Room and board and other expenses by living arrangement | | | |
| 03a On campus | 10,270 | | |
| 03b Off campus (with family) | 3,290 | | |
| 03c Off campus (not with family) | 10,270 | | |
| 04 Number of students (Group 4) by living arrangement (from Part E) | | | |
| 04a On campus | 427 | | |
| 04b Off campus (with family) | 329 | | |
| 04c Off campus (not with family) | 146 | | |
| 04d Unknown | 0 | | |
| 05 Weighted average by living arrangement (excluding Unknown) for Room and board and other expenses (see instructions for calculation formula). | 7,724 | | |
| 06 Total Cost of Attendance CV = (G01+G02+G05) | 14,403 | | |
| 07 Average total grant or scholarship aid from federal, state or local governments, or institutional sources received by these students by income (from Part E). | | | |
| \$0 - 30,000 | 4,676 | | |
| \$30,001 - 48,000 | 3,071 | | |
| \$48,001 - 75,000 | 797 | | |
| \$75,001 - 110,000 | 19 | | |
| \$110,001 and more | 0 | | |

08 Average Net Price for Group 4 students.

These amounts will be posted on College Navigator.

Full-time, first-time degree/certificate-seeking **paying the in-state or in-district tuition rate** who received Title IV aid.

CV = (G06-G07) for a given income

| | |
|--------------------|--------|
| \$0 - 30,000 | 9,727 |
| \$30,001 - 48,000 | 11,332 |
| \$48,001 - 75,000 | 13,606 |
| \$75,001 - 110,000 | 14,384 |

\$110,001 and more

Do you wish to provide additional context notes?

Yes

No

You may use the space below to provide context for these data. These context notes will be posted on the College Navigator website, and should be written to be understood by students and parents.

Institution: University of Nebraska at Omaha (181394)

User ID: P91813941

| Explanation Report | | | | | |
|---|--|-----------------|---|-------------|----------|
| Number | Source | Location | Description | Severity | Accepted |
| Screen: Part A - Establish your groups | | | | | |
| 1 | Row 6 Column 3 | Screen Entry | The calculated percentage of students who received any aid is outside the expected range when compared to last year's value. Please fix or explain. | Explanation | Yes |
| Reason: | There was a reduction in Federal Work Study funding and that impacted the total reported in 02a. | | | | |
| Screen: Part C - Financial Aid About Group 2, Page 2 | | | | | |
| 2 | Row 17 Column 6 | Screen Entry | The average amount of this aid type is outside the expected range when compared to last year's value. Please verify that the values reported for the number of students and the total amount of aid received are correct. | Explanation | Yes |
| Reason: | Current year figures are correct. Prior year figures were estimated. | | | | |
| 3 | Row 14 Column 7 | Screen Entry | The average amount of this aid type is outside the expected range when compared to last year's value. Please verify that the values reported for the number of students and the total amount of aid received are correct. | Explanation | Yes |
| Reason: | The current year figures are correct. Prior year figures were estimated. | | | | |
| 4 | Row 15 Column 7 | Screen Entry | The average amount of this aid type is outside the expected range when compared to last year's value. Please verify that the values reported for the number of students and the total amount of aid received are correct. | Explanation | Yes |
| Reason: | Current year figures are correct. Prior year figures were estimated. | | | | |
| 5 | Row 13 Column 6 | Screen Entry | The average amount of this aid type is outside the expected range when compared to last year's value. Please verify that the values reported for the number of students and the total amount of aid received are correct. | Explanation | Yes |
| Reason: | The current year figures are correct. Prior year figures were estimated. | | | | |
| 6 | Row 16 Column 6 | Screen Entry | The average amount of this aid type is outside the expected range when compared to last year's value. Please verify that the values reported for the number of students and the total amount of aid received are correct. | Explanation | Yes |
| Reason: | Current year figures are correct. Prior year figures were estimated. | | | | |
| | Row 12 | Screen | The average amount of this aid type is outside the expected range when compared to last year's value. Please | | |

| | | | | | |
|--|--------------------|-----------------|---|-------------|-----|
| 7 | Column 5 | Entry | verify that the values reported for the number of students and the total amount of aid received are correct. | Explanation | Yes |
| Reason: Last year we did not have adequate programming support to report accurately. We now have our programming support in place and are confident the numbers are correct. | | | | | |
| 8 | Row 19 Column 7 | Screen Entry | The average amount of this aid type is outside the expected range when compared to last year's value. Please verify that the values reported for the number of students and the total amount of aid received are correct. | Explanation | Yes |
| Reason: Current year figures are correct. Prior year figures were estimated. | | | | | |
| 9 | Row 20 Column 7 | Screen Entry | The average amount of this aid type is outside the expected range when compared to last year's value. Please verify that the values reported for the number of students and the total amount of aid received are correct. | Explanation | Yes |
| Reason: Current year figures are correct. Prior year figures were estimated. | | | | | |
| 10 | Row 18 Column 5 | Screen Entry | The average amount of this aid type is outside the expected range when compared to last year's value. Please verify that the values reported for the number of students and the total amount of aid received are correct. | Explanation | Yes |
| Reason: Current year figures are correct. Prior year figures were estimated. | | | | | |
| Screen: Part E - Financial Aid About Group 4 | | | | | |
| 11 | Row 27 Column 3 | Screen Entry | Please report both the number of students receiving aid of this type and the amount of aid received. | Explanation | Yes |
| Reason: These students received only loans and no grants or scholarship aid. | | | | | |