


Spring 2008

## Enrollment Report - Spring 2008

UNO Office of Institutional Effectiveness  
*University of Nebraska at Omaha*

Follow this and additional works at: <http://digitalcommons.unomaha.edu/oienrollment>

 Part of the [Educational Assessment, Evaluation, and Research Commons](#), and the [Higher Education Commons](#)

---

### Recommended Citation

Office of Institutional Effectiveness, UNO, "Enrollment Report - Spring 2008" (2008). *Enrollment Reports*. Paper 56.  
<http://digitalcommons.unomaha.edu/oienrollment/56>

This Report is brought to you for free and open access by the Office of Institutional Effectiveness at DigitalCommons@UNO. It has been accepted for inclusion in Enrollment Reports by an authorized administrator of DigitalCommons@UNO. For more information, please contact [unodigitalcommons@unomaha.edu](mailto:unodigitalcommons@unomaha.edu).



**ENROLLMENT STATISTICAL SUMMARY  
(DELIVERY-SITE BASIS)**

**SPRING 2008**

**AS OF JANUARY 22, 2008**



## Executive Summary

This Enrollment Statistical Summary provides delivery-site and administrative-site information. Administrative-site headcounts, since they are more closely related to the budgetary authority exercised by the campus, are officially reported to the Board of Regents. Delivery-site reporting counts all students, including those in UNL programs delivered at UNO, but excludes UNO programs delivered in Lincoln (CPACS programs). Administrative-site reporting counts students enrolled in UNO programs only (including the CPACS programs delivered in Lincoln).

The Office of Institutional Research has found delivery-site counts to be the most frequently requested figures by campus units for academic and administrative planning purposes. The purpose of this summary is to provide the undergraduate and graduate enrollments and student credit hour information by college or equivalent academic unit, class, gender and ethnicity.

A glossary at the end of the report provides a list of definitions for headings and categories found in the report.

### Spring 2008 Delivery-Site Campus Summary

A campus summary of changes in delivery-site head count enrollment and student credit hours compared to spring 2007 is below.

- Spring 2008 head count enrollment is 13,882, a 1.3% increase compared to the spring 2007 enrollment of 13,709 (see Figure 1).
- Spring 2008 undergraduate head count enrollment is 11,118, a 1.2% increase compared to the spring 2007 enrollment of 10,983 (see Figure 2A).
- Spring 2008 graduate head count enrollment is 2,764, a 1.4% increase compared to the spring 2007 enrollment of 2,726 (see Figure 2A).
- Spring 2008 delivery-site student credit hours are 148,839, a .7% increase compared to the spring 2007 credit hours of 147,781 (see Figure 3A).
- Spring 2008 undergraduate credit hours are 133,502, a .7% increase compared to the spring 2007 undergraduate credit hours of 132,626 (see Figure 3).
- Spring 2008 graduate credit hours are 15,337, a 1.2% increase compared to the spring 2007 graduate credit hours of 15,155 (see Figure 3).

### Spring 2008 Administrative-site Summary

- Spring 2008 administrative-site head count enrollment is 13,161, up 1.3% from the previous spring. (see Figure 1).
- Spring 2008 administrative-site student credit hours are 142,807 up .8% from the previous spring.

TABLE OF CONTENTS

|  | PAGE  |
|--|-------|
| Table 1. UNO Delivery-Site and Administrative-Site Head Count Enrollment and Comparison, Spring 2008.....  | 1     |
| Figure 1. Delivery-Site & Administrative-Site Head Count Enrollment, Spring 1988 through Spring 2008.....  | 2     |
| Figures 2A & 3A. Total UNO Delivery-Site Head Count and Student Credit Hours: Spring 1998 through Spring 2008.....   | 3     |
| Table 2A. Total UNO Head Count Summary for Full and Part-Time Undergraduate and Graduate Students by Gender and Race Classification: Spring 2008.....  | 4-5   |
| Figures 2B & 3B. Total UNO Administrative-Site Head Count and Student Credit Hours: Spring 1998 through Spring 2008.....   | 6     |
| Table 2B. Total UNO Administrative-Site Head Count Summary for Full and Part-Time Undergraduate And Graduate Students by Gender and Race Classification: Spring 2008.....                                | 7-8   |
| Figures 4 & 5. Arts & Sciences Delivery-Site Head Count and Student Credit Hours: Spring 1998 through Spring 2008.....   | 9     |
| Table 3. Arts & Sciences Head Count Summary for Full and Part-Time Undergraduate and Graduate Students by Gender and Race Classification: Spring 2008.....   | 10-11 |
| Figures 6 & 7. Business Administration Delivery-Site Head Count and Student Credit Hours: Spring 1998 through Spring 2008.....   | 12    |
| Table 4. Business Administration Head Count Summary for Full and Part-Time Undergraduate and Graduate Students by Gender and Race Classification: Spring 2008.....                                       | 13-14 |
| Figures 8A & 9A. Communication, Fine Arts & Media Delivery-Site Head Count and Student Credit Hours: Spring 1998 through Spring 2008 .....   | 15    |
| Table 5A. Communication, Fine Arts & Media Head Count Summary for Full and Part-Time Undergraduate and Graduate Students by Gender and Race Classification: Spring 2008.....                             | 16-17 |
| Figures 8B. & 9B. Communication, Fine Arts & Media Administrative-Site Head Count Summary for Full and Part-Time Undergraduate and Graduate Students by Gender and Race Classification: Spring 2008..... | 18    |
| Table 5B. Communication, Fine Arts & Media Administrative-Site Head Count Summary for Full and Part-Time Undergraduate and Graduate Students by Gender and Race Classification: Spring 2008.....         | 19-20 |
| Figures 10 & 11. Education Delivery-Site Head Count and Student Credit Hours: Spring 1998 through Spring 2008.....   | 21    |
| Table 6. Education Head Count Summary for Full and Part-Time Undergraduate and Graduate Students by Gender and Race Classification: Spring 2008.....   | 22-23 |
| Figures 12 & 13. Information Science & Technology Delivery-Site Head Count and Student Credit Hours: Spring 1998 through Spring 2008.....  | 24    |
| Table 7. Information Science & Technology Head Count Summary for Full and Part-Time Undergraduate and Graduate Students by Gender and Race Classification: Spring 2008.....                              | 25-26 |

|  |       |
|--|-------|
| Figures 14A & 15A. Public Affairs & Community Service Delivery-Site Head Count and Student Credit Hours: Spring 1998 through Spring 2008.....  | 27    |
| Table 8A. Public Affairs & Community Service Head Count Summary for Full and Part-Time Undergraduate and Graduate Students by Gender and Race Classification: Spring 2008....                        | 28-29 |
| Figures 14B & 15B. Public Affairs & Community Service Administrative-Site Head Count and Student Credit Hours: Spring 1998 through Spring 2008.....  | 30    |
| Table 8B. Public Affairs and Community Service Administrative-Site Head Count Summary for Full and Part-Time Undergraduate and Graduate Students by Gender and Race Classification: Spring 2008..... | 31-32 |
| Figure 16. CPACS Division of Continuing Studies Delivery-Site Head Count: Spring 1998 through Spring 2008.....   | 33    |
| Table 9. CPACS Division of Continuing Studies Head Count Summary for Full and Part-Time Undergraduate Students by Gender and Race Classification: Spring 2008.....                                   | 34    |
| Figures 17 & 18. University Division Delivery-Site Head Count and Student Credit Hours: Spring 1998 through Spring 2008.....   | 35    |
| Table 10. University Division Head Count Summary for Full and Part-Time Undergraduate Students by Gender and Race Classification: Spring 2008.....   | 36    |
| Figure 19. Non-Degree/Intercampus Delivery-Site Head Count: Spring 1998 through Spring 2008.....   | 37    |
| Table 11. Non-Degree/Intercampus Head Count Summary for Full and Part-Time Undergraduate Students by Gender and Race Classification: Spring 2008.....  | 38    |
| Figure 20. Non-Degree/Inter-Campus Special Graduate Students Delivery-Site Head Count: Spring 1998 through Spring 2008.....  | 39    |
| Table 12. Non-Degree/Inter-Campus Special Graduate Students Head Count Summary for Full and Part-Time Graduate Students by Gender and Race Classification: Spring 2008.....                          | 40    |
| Figures 21 & 22. Agriculture Delivery-Site Head Count and Student Credit Hours: Spring 1998 through Spring 2008.....   | 41    |
| Table 13. Agriculture Head Count Summary for Full and Part-Time Undergraduate Students by Gender and Race Classification: Spring 2008.....   | 42    |
| Figures 23 & 24. Architecture Delivery-Site Head Count and Student Credit Hours: Spring 1998 through Spring 2008.....  | 43    |
| Table 14. Architecture Head Count Summary for Full and Part-Time Undergraduate Students by Gender and Race Classification: Spring 2008.....  | 44    |
| Figures 25 & 26. Engineering & Technology Delivery-Site Head Count and Student Credit Hours: Spring 1998 through Spring 2008.....  | 45    |
| Table 15. Engineering & Technology Head Count Summary for Full and Part-Time Undergraduate Students by Gender and Race Classification: Spring 2008.....  | 46    |
| Figures 27 & 28. Education and Human Science Delivery-Site Head Count and Student Credit Hours: Spring 1998 through Spring 2008.....   | 47    |
| Table 16. Education and Human Science Head Count Summary for Full and Part-Time Undergraduate Students by Gender and Race Classification: Spring 2008.....   | 48    |

|   |    |
|---|----|
| Figure 29. Cooperative Graduate Program Delivery-Site Head Count:<br>Spring 1998 through Spring 2008.....   | 49 |
| Table 17. Cooperative Graduate Program Head Count Summary for Full and Part-Time Graduate<br>Students by Gender and Race Classification: Spring 2008..... | 50 |
| Figure 31. Other Student Credit Hours: Spring 1998 through Spring 2008.....   | 51 |
| Glossary.....   | 52 |

**Table 1.**  
University of Nebraska at Omaha  
Office of Institutional Research  
Delivery-Site and Administrative-Site Head Count Enrollment  
Spring 2008

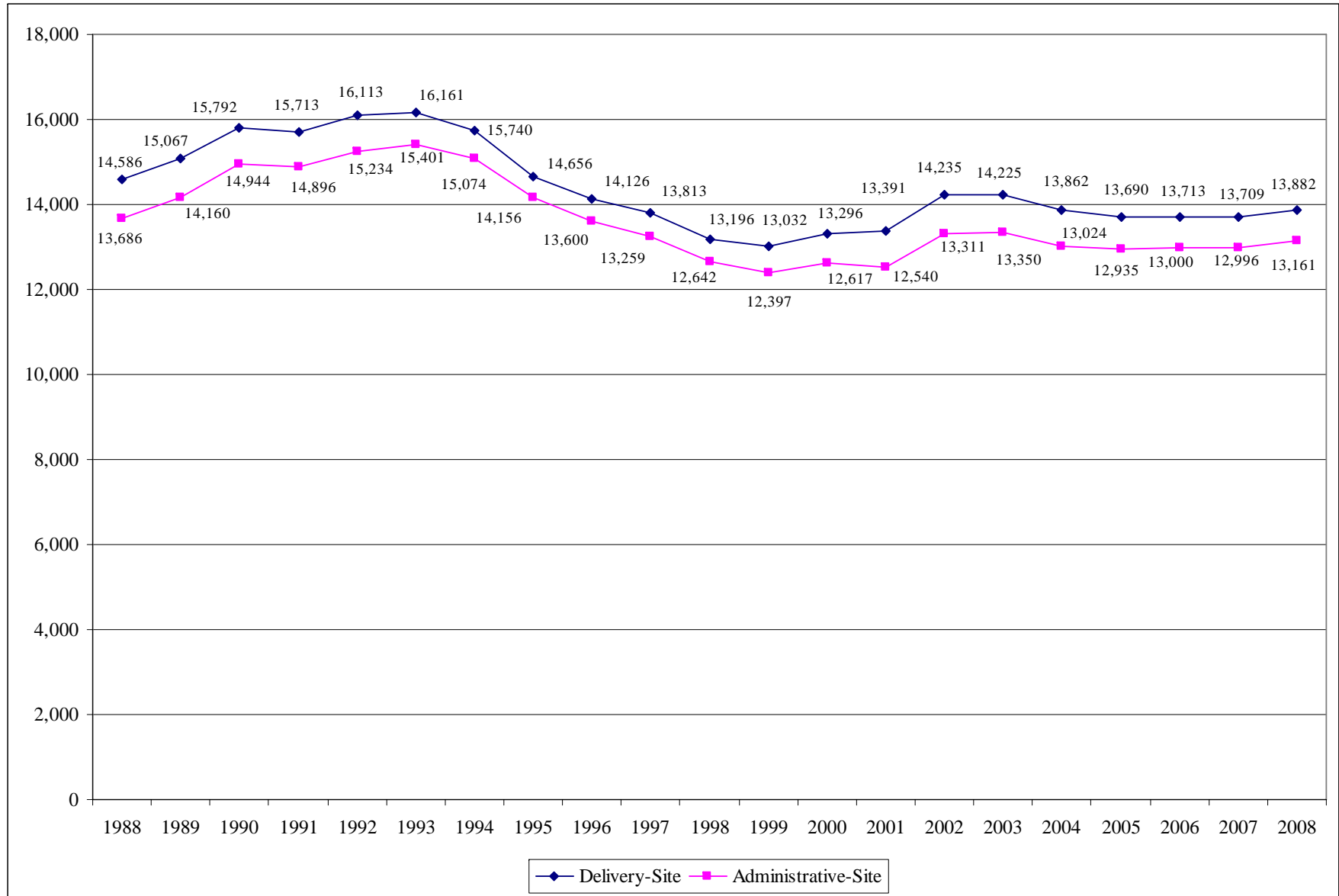
|  | Delivery-Site |               | Administrative-Site | Administrative-Site |
|--|---------------|---------------|---------------------|---------------------|
|  | <u>UNL</u>    | <u>UNO</u>    | Spring 2008         | Spring 2007         |
|  |               |               | <u>Total</u>        | <u>Total</u>        |
| <b>UNO:</b>                                    |               |               |                     |                     |
| <b>Undergraduate</b>                           |               |               |                     |                     |
| Arts & Sciences <sup>1</sup>                   |               | 3,091         | 3,091               | 3,102               |
| Business Administration                        |               | 1,874         | 1,874               | 1,862               |
| Communication, Fine Arts & Media               |               | 1,008         | 1,008               | 861                 |
| Education                                      |               | 1,340         | 1,340               | 1,321               |
| Information Science and Technology             |               | 552           | 552                 | 540                 |
| Public Affairs & Community Services            | 221           | 435           | 656                 | 724                 |
| Division of Continuing Studies                 |               | 910           | 910                 | 945                 |
| <b>Sub-total CPACS including Cont. Studies</b> |               | <b>1,345</b>  | <b>1,566</b>        | <b>1,669</b>        |
| Non-Degree                                     |               | 362           | 362                 | 304                 |
| University Division                            |               | 620           | 620                 | 629                 |
| <b>Total Undergraduate</b>                     |               | <b>10,192</b> | <b>10,413</b>       | <b>10,288</b>       |
| <b>Graduate</b>                                |               |               |                     |                     |
| Arts & Sciences                                |               | 329           | 329                 | 297                 |
| Business Administration                        |               | 373           | 373                 | 352                 |
| Communication, Fine Arts & Media <sup>2</sup>  |               | 134           | 118                 | 119                 |
| Education                                      |               | 786           | 786                 | 812                 |
| Information Science & Technology               |               | 223           | 223                 | 223                 |
| Public Affairs & Community Services            |               | 428           | 428                 | 471                 |
| New Cooperative Graduate Programs              |               | 46            | 46                  | 28                  |
| Undeclared                                     |               | 445           | 445                 | 406                 |
| <b>Total Graduate</b>                          |               | <b>2,764</b>  | <b>2,748</b>        | <b>2,708</b>        |
| <b>UNL:</b>                                    |               |               |                     |                     |
| Agriculture                                    |               | 13            |                     |                     |
| Architecture                                   |               | 58            |                     |                     |
| Engineering & Technology                       |               | 769           |                     |                     |
| Education and Human Science                    |               | 86            |                     |                     |
| <b>Total UNL</b>                               |               | <b>926</b>    |                     | <b>0</b>            |
| <b>UNO Totals</b>                              |               | <b>13,882</b> | <b>13,161</b>       | <b>12,996</b>       |

<sup>1</sup> Enrollment decline in the College of Arts & Sciences is due to the shift of communication students into the new College of Communication, Fine Arts & Media.

<sup>2</sup> Differences between delivery-site and administrative-site graduate student counts in the College of Communication, Fine Arts & Media is explained by the 16 MFAW graduate students in the joint program at UNK.

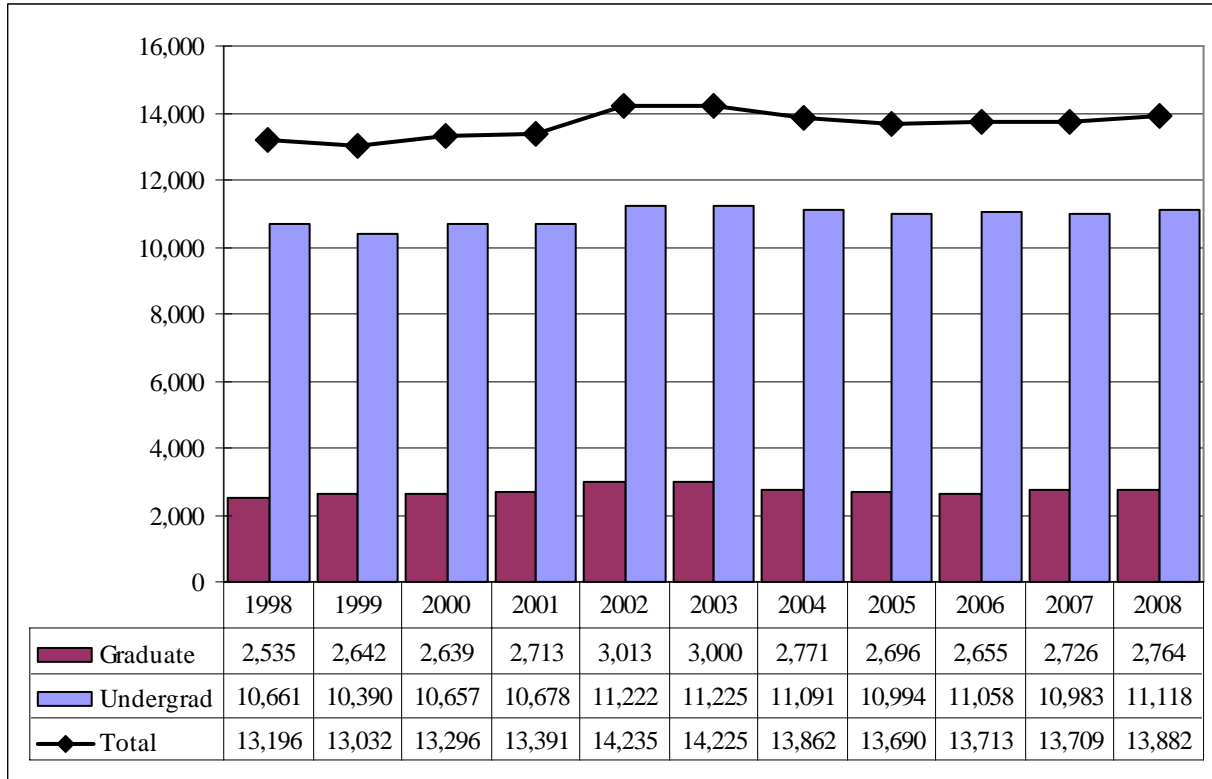


**Figure 1.**  
 Delivery-Site & Administrative Site Head Count Enrollment,  
 Spring 1998 through Spring 2008



**Figure 2A & 3A.**  
 Total UNO  
 Delivery-Site Head Count and Student Credit Hours  
 Spring 1998 through Spring 2008

Headcount by Student Level



Student Credit Hours by Course Level

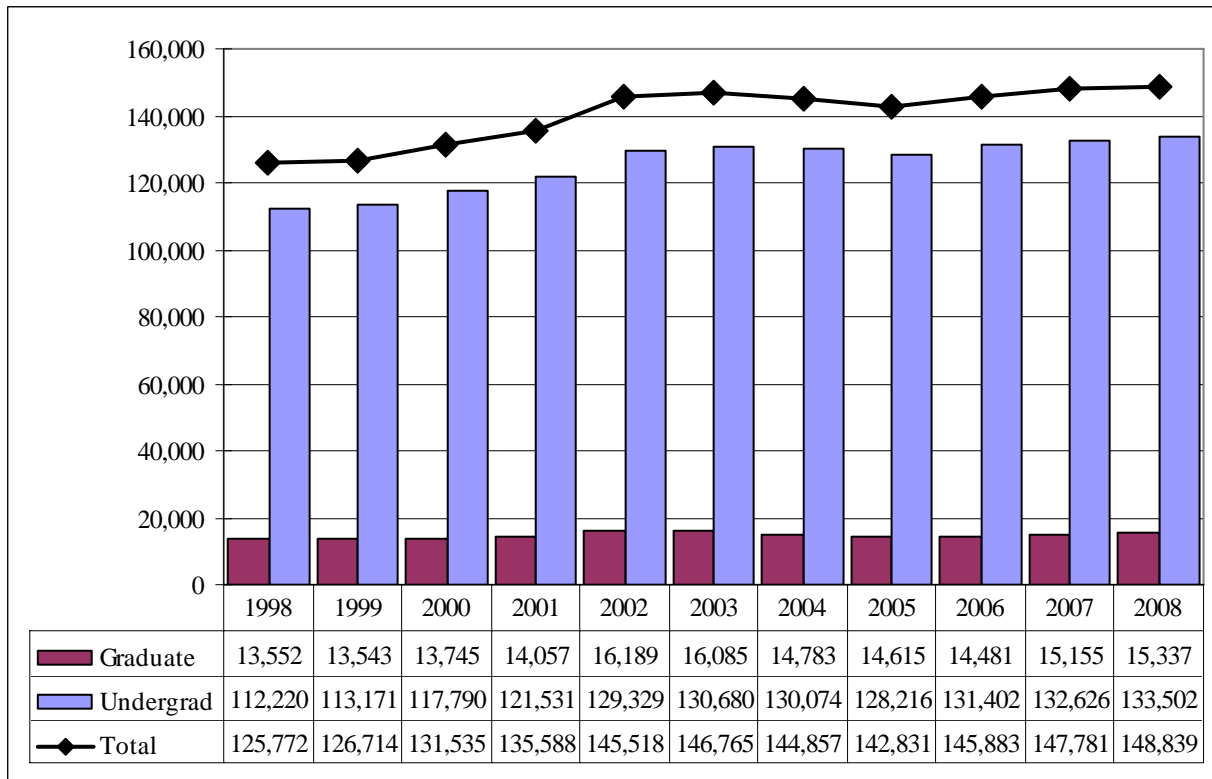


Table 2A.

Total UNO Delivery-Site Head Count Summary for Full and Part-Time, Undergraduate and Graduate Student by Gender and Race Classification: Spring 2008

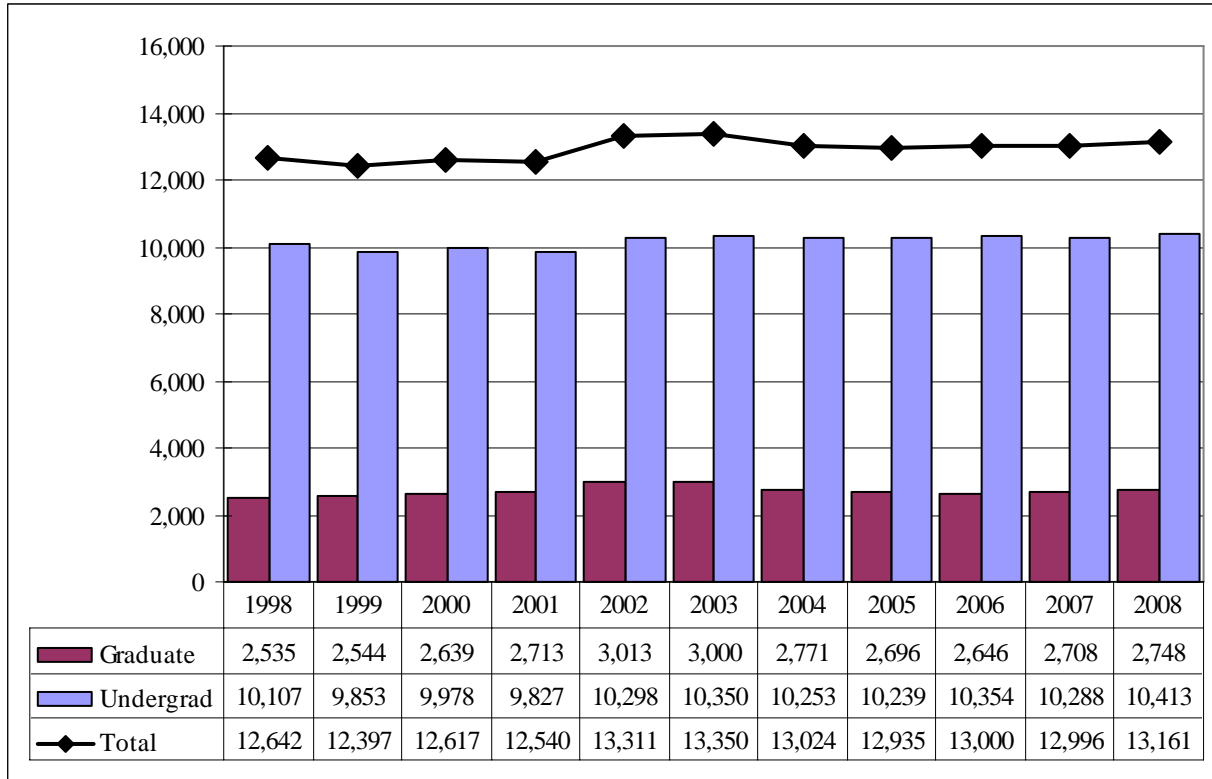
|                        | White        |              | African American |            | Hispanic   |            | Asian American |            | Native American |           | Non-Resident Alien |            | No Response |            | Total        |              |              |
|------------------------|--------------|--------------|------------------|------------|------------|------------|----------------|------------|-----------------|-----------|--------------------|------------|-------------|------------|--------------|--------------|--------------|
|                        | Male         | Female       | Male             | Female     | Male       | Female     | Male           | Female     | Male            | Female    | Male               | Female     | Male        | Female     | Male         | Female       | Total        |
| <b>Full-Time</b>       |              |              |                  |            |            |            |                |            |                 |           |                    |            |             |            |              |              |              |
| <b>Undergraduate</b>   |              |              |                  |            |            |            |                |            |                 |           |                    |            |             |            |              |              |              |
| First-Time Freshmen    | 26           | 15           | 1                | 2          |            | 1          | 2              | 1          |                 |           | 6                  | 7          |             | 2          | 35           | 28           | 63           |
| Other Freshmen         | 738          | 686          | 46               | 65         | 37         | 34         | 35             | 31         | 3               | 5         | 42                 | 18         | 32          | 30         | 933          | 869          | 1,802        |
| Sophomores             | 863          | 811          | 37               | 65         | 39         | 44         | 22             | 34         | 7               | 8         | 32                 | 16         | 25          | 26         | 1,025        | 1,004        | 2,029        |
| Juniors                | 888          | 879          | 53               | 55         | 38         | 36         | 15             | 33         | 5               | 6         | 33                 | 17         | 41          | 29         | 1,073        | 1,055        | 2,128        |
| Seniors                | 903          | 946          | 39               | 63         | 28         | 41         | 19             | 26         | 4               | 8         | 34                 | 19         | 40          | 44         | 1,067        | 1,147        | 2,214        |
| Special                | 47           | 70           | 1                | 3          | 1          | 2          | 3              | 2          |                 |           | 6                  | 4          |             | 2          | 58           | 83           | 141          |
| <b>Total</b>           | <b>3,465</b> | <b>3,407</b> | <b>177</b>       | <b>253</b> | <b>143</b> | <b>158</b> | <b>96</b>      | <b>127</b> | <b>19</b>       | <b>27</b> | <b>153</b>         | <b>81</b>  | <b>138</b>  | <b>133</b> | <b>4,191</b> | <b>4,186</b> | <b>8,377</b> |
|                        |              |              |                  |            |            |            |                |            |                 |           |                    |            |             |            |              |              |              |
| <b>Graduate</b>        |              |              |                  |            |            |            |                |            |                 |           |                    |            |             |            |              |              |              |
| Certificate            | 1            | 2            | 1                |            |            |            |                | 1          |                 |           |                    |            |             |            | 2            | 3            | 5            |
| Masters                | 126          | 248          | 3                | 10         |            | 3          | 3              | 4          |                 |           | 74                 | 53         | 6           | 9          | 212          | 327          | 539          |
| Doctoral               | 6            | 6            |                  | 1          |            |            |                | 1          |                 |           | 7                  | 2          |             | 1          | 13           | 11           | 24           |
| Special Graduate       | 31           | 21           |                  | 2          |            |            |                |            |                 |           | 30                 | 13         | 2           | 3          | 63           | 39           | 102          |
| <b>Total</b>           | <b>164</b>   | <b>277</b>   | <b>4</b>         | <b>13</b>  | <b>0</b>   | <b>3</b>   | <b>3</b>       | <b>6</b>   | <b>0</b>        | <b>0</b>  | <b>111</b>         | <b>68</b>  | <b>8</b>    | <b>13</b>  | <b>290</b>   | <b>380</b>   | <b>670</b>   |
| <b>Total Full-Time</b> | <b>3,629</b> | <b>3,684</b> | <b>181</b>       | <b>266</b> | <b>143</b> | <b>161</b> | <b>99</b>      | <b>133</b> | <b>19</b>       | <b>27</b> | <b>264</b>         | <b>149</b> | <b>146</b>  | <b>146</b> | <b>4,481</b> | <b>4,566</b> | <b>9,047</b> |
|                        |              |              |                  |            |            |            |                |            |                 |           |                    |            |             |            |              |              |              |
| <b>Part-Time</b>       |              |              |                  |            |            |            |                |            |                 |           |                    |            |             |            |              |              |              |
| <b>Undergraduate</b>   |              |              |                  |            |            |            |                |            |                 |           |                    |            |             |            |              |              |              |
| First-Time Freshmen    | 4            | 1            | 1                | 1          |            |            | 2              |            |                 |           | 4                  | 2          |             |            | 11           | 4            | 15           |
| Other Freshmen         | 152          | 127          | 14               | 27         | 17         | 12         | 4              | 3          |                 | 1         | 10                 | 6          | 11          | 9          | 208          | 185          | 393          |
| Sophomores             | 166          | 187          | 13               | 22         | 9          | 10         | 4              | 9          |                 | 2         | 6                  | 1          | 7           | 3          | 205          | 234          | 439          |
| Juniors                | 239          | 238          | 22               | 11         | 9          | 13         | 10             | 3          |                 | 1         | 3                  | 1          | 13          | 12         | 296          | 279          | 575          |
| Seniors                | 401          | 349          | 30               | 38         | 15         | 11         | 19             | 15         | 2               | 5         | 8                  | 7          | 17          | 13         | 492          | 438          | 930          |
| Special                | 140          | 174          | 10               | 12         | 3          | 4          | 5              | 11         |                 | 1         | 5                  | 6          | 11          | 7          | 174          | 215          | 389          |
| <b>Total</b>           | <b>1,102</b> | <b>1,076</b> | <b>90</b>        | <b>111</b> | <b>53</b>  | <b>50</b>  | <b>44</b>      | <b>41</b>  | <b>2</b>        | <b>10</b> | <b>36</b>          | <b>23</b>  | <b>59</b>   | <b>44</b>  | <b>1,386</b> | <b>1,355</b> | <b>2,741</b> |
|                        |              |              |                  |            |            |            |                |            |                 |           |                    |            |             |            |              |              |              |
| <b>Graduate</b>        |              |              |                  |            |            |            |                |            |                 |           |                    |            |             |            |              |              |              |
| Certificate            | 21           | 28           | 2                | 2          |            |            |                |            |                 |           | 1                  |            | 3           | 1          | 27           | 31           | 58           |
| Masters                | 506          | 772          | 21               | 44         | 15         | 19         | 13             | 18         | 1               | 2         | 33                 | 15         | 27          | 31         | 616          | 901          | 1,517        |
| Doctoral               | 33           | 35           | 2                | 3          |            | 1          | 1              | 1          |                 |           | 8                  | 4          | 3           |            | 47           | 44           | 91           |
| Special Graduate       | 103          | 227          | 6                | 7          | 1          | 8          | 4              | 3          |                 |           | 12                 | 13         | 16          | 28         | 142          | 286          | 428          |
| <b>Total</b>           | <b>663</b>   | <b>1,062</b> | <b>31</b>        | <b>56</b>  | <b>16</b>  | <b>28</b>  | <b>18</b>      | <b>22</b>  | <b>1</b>        | <b>2</b>  | <b>54</b>          | <b>32</b>  | <b>49</b>   | <b>60</b>  | <b>832</b>   | <b>1,262</b> | <b>2,094</b> |
| <b>Total Part-Time</b> | <b>1,765</b> | <b>2,138</b> | <b>121</b>       | <b>167</b> | <b>69</b>  | <b>78</b>  | <b>62</b>      | <b>63</b>  | <b>3</b>        | <b>12</b> | <b>90</b>          | <b>55</b>  | <b>108</b>  | <b>104</b> | <b>2,218</b> | <b>2,617</b> | <b>4,835</b> |

Table 2A. (Continued)

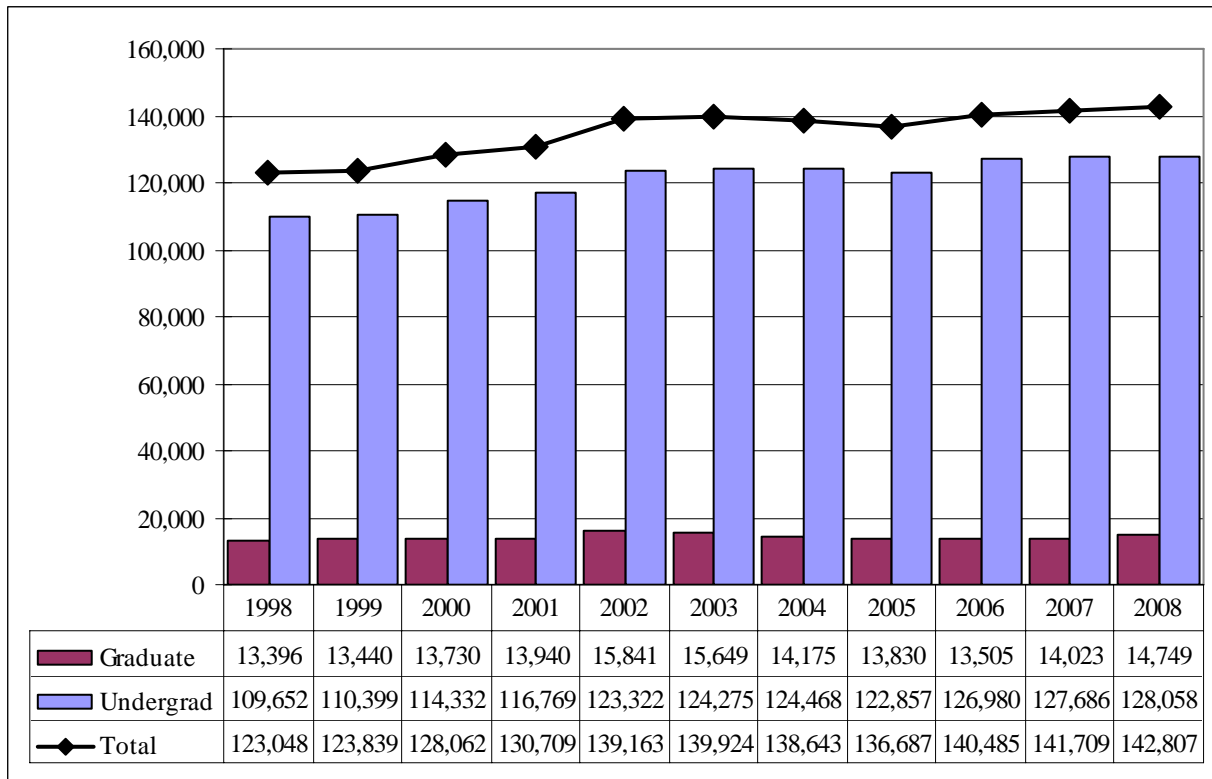
|                           | White        |              | African American |            | Hispanic   |            | Asian American |            | Native American |           | Non-Resident Alien |            | No Response |            | Total        |              |               |
|---------------------------|--------------|--------------|------------------|------------|------------|------------|----------------|------------|-----------------|-----------|--------------------|------------|-------------|------------|--------------|--------------|---------------|
|                           | Male         | Female       | Male             | Female     | Male       | Female     | Male           | Female     | Male            | Female    | Male               | Female     | Male        | Female     | Male         | Female       | Total         |
| <b>Total</b>              |              |              |                  |            |            |            |                |            |                 |           |                    |            |             |            |              |              |               |
| <b>Undergraduate</b>      |              |              |                  |            |            |            |                |            |                 |           |                    |            |             |            |              |              |               |
| First-Time Freshmen       | 30           | 16           | 2                | 3          |            | 1          | 4              | 1          |                 |           | 10                 | 9          |             | 2          | 46           | 32           | 78            |
| Other Freshmen            | 890          | 813          | 60               | 92         | 54         | 46         | 39             | 34         | 3               | 6         | 52                 | 24         | 43          | 39         | 1,141        | 1,054        | 2,195         |
| Sophomores                | 1,029        | 998          | 50               | 87         | 48         | 54         | 26             | 43         | 7               | 10        | 38                 | 17         | 32          | 29         | 1,230        | 1,238        | 2,468         |
| Juniors                   | 1,127        | 1,117        | 75               | 66         | 47         | 49         | 25             | 36         | 5               | 7         | 36                 | 18         | 54          | 41         | 1,369        | 1,334        | 2,703         |
| Seniors                   | 1,304        | 1,295        | 69               | 101        | 43         | 52         | 38             | 41         | 6               | 13        | 42                 | 26         | 57          | 57         | 1,559        | 1,585        | 3,144         |
| Special                   | 187          | 244          | 11               | 15         | 4          | 6          | 8              | 13         |                 | 1         | 11                 | 10         | 11          | 9          | 232          | 298          | 530           |
| <b>Total</b>              | 4,567        | 4,483        | 267              | 364        | 196        | 208        | 140            | 168        | 21              | 37        | 189                | 104        | 197         | 177        | 5,577        | 5,541        | 11,118        |
|                           |              |              |                  |            |            |            |                |            |                 |           |                    |            |             |            |              |              |               |
| <b>Graduate</b>           |              |              |                  |            |            |            |                |            |                 |           |                    |            |             |            |              |              |               |
| Certificate               | 22           | 30           | 3                | 2          |            |            |                | 1          |                 |           | 1                  |            | 3           | 1          | 29           | 34           | 63            |
| Masters                   | 632          | 1,020        | 24               | 54         | 15         | 22         | 16             | 22         | 1               | 2         | 107                | 68         | 33          | 40         | 828          | 1,228        | 2,056         |
| Doctoral                  | 39           | 41           | 2                | 4          |            | 1          | 1              | 2          |                 |           | 15                 | 6          | 3           | 1          | 60           | 55           | 115           |
| Special Graduate          | 134          | 248          | 6                | 9          | 1          | 8          | 4              | 3          |                 |           | 42                 | 26         | 18          | 31         | 205          | 325          | 530           |
| <b>Total</b>              | 827          | 1,339        | 35               | 69         | 16         | 31         | 21             | 28         | 1               | 2         | 165                | 100        | 57          | 73         | 1,122        | 1,642        | 2,764         |
|                           |              |              |                  |            |            |            |                |            |                 |           |                    |            |             |            |              |              |               |
| <b>Total All Students</b> | <b>5,394</b> | <b>5,822</b> | <b>302</b>       | <b>433</b> | <b>212</b> | <b>239</b> | <b>161</b>     | <b>196</b> | <b>22</b>       | <b>39</b> | <b>354</b>         | <b>204</b> | <b>254</b>  | <b>250</b> | <b>6,699</b> | <b>7,183</b> | <b>13,882</b> |

**Figures 2B & 3B.**  
 Total UNO  
 Administrative-Site Head Count and Student Credit Hours  
 Spring 1998 through Spring 2008

Head Count by Student Level



Student Credit Hours by Course Level



**Table 2B.**  
 Total UNO Administrative-Site Head Count Summary for Full and Part-Time, Undergraduate and Graduate Students by Gender and Race Classification: Spring 2008

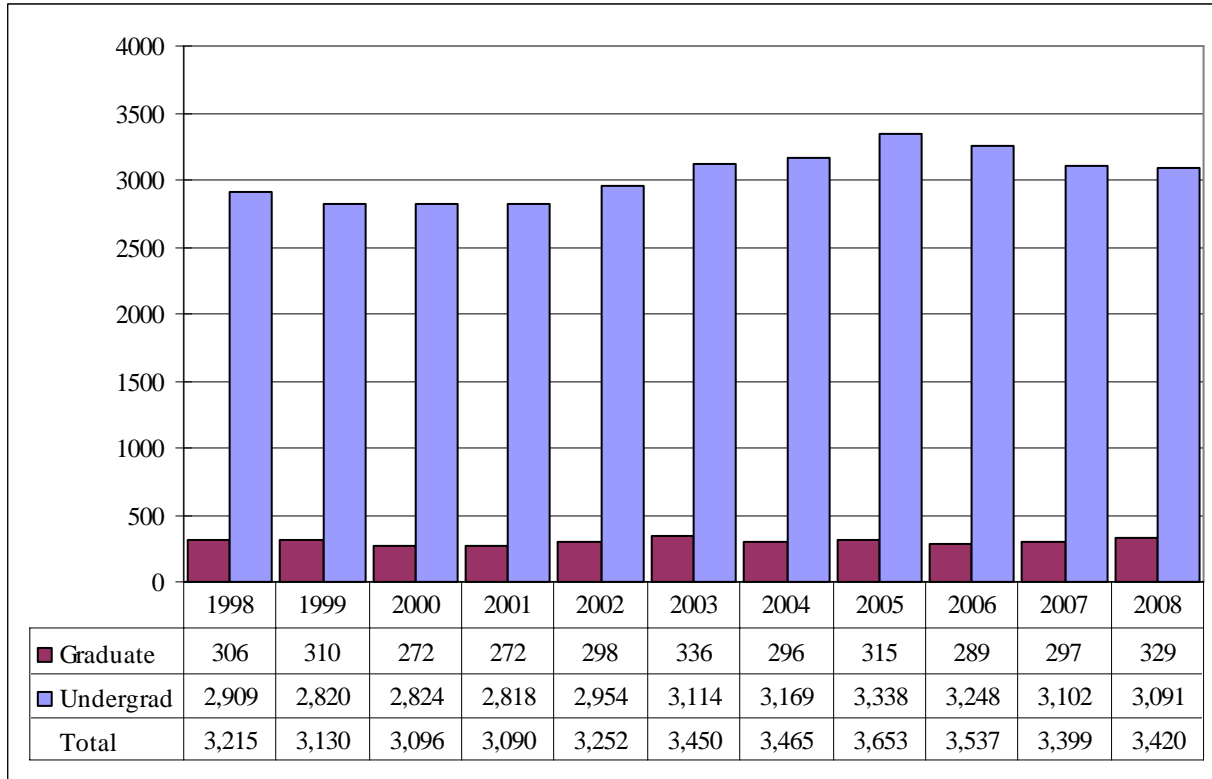
|                        | White        |              | African American |            | Hispanic   |            | Asian American |            | Native American |           | Non-Resident Alien |            | No Response |            | Total        |              |              |
|------------------------|--------------|--------------|------------------|------------|------------|------------|----------------|------------|-----------------|-----------|--------------------|------------|-------------|------------|--------------|--------------|--------------|
|                        | Male         | Female       | Male             | Female     | Male       | Female     | Male           | Female     | Male            | Female    | Male               | Female     | Male        | Female     | Male         | Female       | Total        |
| <b>Full-Time</b>       |              |              |                  |            |            |            |                |            |                 |           |                    |            |             |            |              |              |              |
| <b>Undergraduate</b>   |              |              |                  |            |            |            |                |            |                 |           |                    |            |             |            |              |              |              |
| First-Time Freshmen    | 28           | 15           | 1                | 2          |            | 1          | 1              | 1          |                 |           | 4                  | 7          |             | 2          | 34           | 28           | 62           |
| Other Freshmen         | 641          | 667          | 47               | 64         | 36         | 34         | 32             | 30         | 3               | 5         | 42                 | 18         | 28          | 30         | 829          | 848          | 1,677        |
| Sophomores             | 753          | 785          | 33               | 66         | 35         | 42         | 21             | 34         | 7               | 8         | 28                 | 14         | 26          | 28         | 903          | 977          | 1,880        |
| Juniors                | 793          | 860          | 52               | 53         | 36         | 37         | 12             | 33         | 5               | 6         | 31                 | 14         | 38          | 32         | 967          | 1,035        | 2,002        |
| Seniors                | 782          | 917          | 39               | 61         | 24         | 40         | 15             | 25         | 4               | 8         | 25                 | 18         | 39          | 49         | 928          | 1,118        | 2,046        |
| Special                | 39           | 64           | 1                | 3          |            | 2          | 2              | 2          |                 |           | 6                  | 4          |             | 2          | 48           | 77           | 125          |
| <b>Total</b>           | <b>3,036</b> | <b>3,308</b> | <b>173</b>       | <b>249</b> | <b>131</b> | <b>156</b> | <b>83</b>      | <b>125</b> | <b>19</b>       | <b>27</b> | <b>136</b>         | <b>75</b>  | <b>131</b>  | <b>143</b> | <b>3,709</b> | <b>4,083</b> | <b>7,792</b> |
|                        |              |              |                  |            |            |            |                |            |                 |           |                    |            |             |            |              |              |              |
| <b>Graduate</b>        |              |              |                  |            |            |            |                |            |                 |           |                    |            |             |            |              |              |              |
| Certificate            | 1            | 2            | 1                |            |            |            |                | 1          |                 |           |                    |            |             |            | 2            | 3            | 5            |
| Masters                | 121          | 240          | 3                | 10         |            | 3          | 3              | 4          |                 |           | 74                 | 53         | 5           | 7          | 206          | 317          | 523          |
| Doctoral               | 6            | 6            |                  | 1          |            |            |                | 1          |                 |           | 7                  | 2          |             | 1          | 13           | 11           | 24           |
| Special Graduate       | 31           | 21           |                  | 2          |            |            |                |            |                 |           | 30                 | 13         | 2           | 3          | 63           | 39           | 102          |
| <b>Total</b>           | <b>159</b>   | <b>269</b>   | <b>4</b>         | <b>13</b>  | <b>0</b>   | <b>3</b>   | <b>3</b>       | <b>6</b>   | <b>0</b>        | <b>0</b>  | <b>111</b>         | <b>68</b>  | <b>7</b>    | <b>11</b>  | <b>284</b>   | <b>370</b>   | <b>654</b>   |
| <b>Total Full-Time</b> | <b>3,195</b> | <b>3,577</b> | <b>177</b>       | <b>262</b> | <b>131</b> | <b>159</b> | <b>86</b>      | <b>131</b> | <b>19</b>       | <b>27</b> | <b>247</b>         | <b>143</b> | <b>138</b>  | <b>154</b> | <b>3,993</b> | <b>4,453</b> | <b>8,446</b> |
|                        |              |              |                  |            |            |            |                |            |                 |           |                    |            |             |            |              |              |              |
| <b>Part-Time</b>       |              |              |                  |            |            |            |                |            |                 |           |                    |            |             |            |              |              |              |
| <b>Undergraduate</b>   |              |              |                  |            |            |            |                |            |                 |           |                    |            |             |            |              |              |              |
| First-Time Freshmen    | 5            |              | 1                | 1          |            |            | 2              |            |                 |           | 4                  | 2          |             |            | 12           | 3            | 15           |
| Other Freshmen         | 147          | 124          | 14               | 27         | 16         | 12         | 2              | 3          |                 | 1         | 10                 | 5          | 11          | 9          | 200          | 181          | 381          |
| Sophomores             | 151          | 182          | 13               | 22         | 8          | 10         | 4              | 9          |                 | 2         | 5                  | 1          | 7           | 3          | 188          | 229          | 417          |
| Juniors                | 221          | 232          | 20               | 11         | 9          | 13         | 8              | 3          |                 | 1         | 3                  | 1          | 12          | 12         | 273          | 273          | 546          |
| Seniors                | 379          | 341          | 29               | 36         | 14         | 10         | 16             | 15         | 2               | 4         | 4                  | 7          | 16          | 12         | 460          | 425          | 885          |
| Special                | 131          | 172          | 9                | 12         | 3          | 4          | 5              | 11         |                 | 1         | 5                  | 6          | 11          | 7          | 164          | 213          | 377          |
| <b>Total</b>           | <b>1,034</b> | <b>1,051</b> | <b>86</b>        | <b>109</b> | <b>50</b>  | <b>49</b>  | <b>37</b>      | <b>41</b>  | <b>2</b>        | <b>9</b>  | <b>31</b>          | <b>22</b>  | <b>57</b>   | <b>43</b>  | <b>1,297</b> | <b>1,324</b> | <b>2,621</b> |
|                        |              |              |                  |            |            |            |                |            |                 |           |                    |            |             |            |              |              |              |
| <b>Graduate</b>        |              |              |                  |            |            |            |                |            |                 |           |                    |            |             |            |              |              |              |
| Certificate            | 21           | 28           | 2                | 2          |            |            |                |            |                 |           | 1                  |            | 3           | 1          | 27           | 31           | 58           |
| Masters                | 506          | 772          | 21               | 44         | 15         | 19         | 13             | 18         | 1               | 2         | 33                 | 15         | 27          | 31         | 616          | 901          | 1,517        |
| Doctoral               | 33           | 35           | 2                | 3          |            | 1          | 1              | 1          |                 |           | 8                  | 4          | 3           |            | 47           | 44           | 91           |
| Special Graduate       | 103          | 227          | 6                | 7          | 1          | 8          | 4              | 3          |                 |           | 12                 | 13         | 16          | 28         | 142          | 286          | 428          |
| <b>Total</b>           | <b>663</b>   | <b>1,062</b> | <b>31</b>        | <b>56</b>  | <b>16</b>  | <b>28</b>  | <b>18</b>      | <b>22</b>  | <b>1</b>        | <b>2</b>  | <b>54</b>          | <b>32</b>  | <b>49</b>   | <b>60</b>  | <b>832</b>   | <b>1,262</b> | <b>2,094</b> |
| <b>Total Part-Time</b> | <b>1,697</b> | <b>2,113</b> | <b>117</b>       | <b>165</b> | <b>66</b>  | <b>77</b>  | <b>55</b>      | <b>63</b>  | <b>3</b>        | <b>11</b> | <b>85</b>          | <b>54</b>  | <b>106</b>  | <b>103</b> | <b>2,129</b> | <b>2,586</b> | <b>4,715</b> |

Table 2B. (continued)

|                           | White        |              | African American |            | Hispanic   |            | Asian American |            | Native American |           | Non-Resident Alien |            | No Response |            | Total        |              |               |
|---------------------------|--------------|--------------|------------------|------------|------------|------------|----------------|------------|-----------------|-----------|--------------------|------------|-------------|------------|--------------|--------------|---------------|
|                           | Male         | Female       | Male             | Female     | Male       | Female     | Male           | Female     | Male            | Female    | Male               | Female     | Male        | Female     | Male         | Female       | Total         |
| <b>Total</b>              |              |              |                  |            |            |            |                |            |                 |           |                    |            |             |            |              |              |               |
| <b>Undergraduate</b>      |              |              |                  |            |            |            |                |            |                 |           |                    |            |             |            |              |              |               |
| First-Time Freshmen       | 33           | 15           | 2                | 3          |            | 1          | 3              | 1          |                 |           | 8                  | 9          |             | 2          | 46           | 31           | 77            |
| Other Freshmen            | 788          | 791          | 61               | 91         | 52         | 46         | 34             | 33         | 3               | 6         | 52                 | 23         | 39          | 39         | 1,029        | 1,029        | 2,058         |
| Sophomores                | 904          | 967          | 46               | 88         | 43         | 52         | 25             | 43         | 7               | 10        | 33                 | 15         | 33          | 31         | 1,091        | 1,206        | 2,297         |
| Juniors                   | 1,014        | 1,092        | 72               | 64         | 45         | 50         | 20             | 36         | 5               | 7         | 34                 | 15         | 50          | 44         | 1,240        | 1,308        | 2,548         |
| Seniors                   | 1,161        | 1,258        | 68               | 97         | 38         | 50         | 31             | 40         | 6               | 12        | 29                 | 25         | 55          | 61         | 1,388        | 1,543        | 2,931         |
| Special                   | 170          | 236          | 10               | 15         | 3          | 6          | 7              | 13         |                 | 1         | 11                 | 10         | 11          | 9          | 212          | 290          | 502           |
| <b>Total</b>              | 4,070        | 4,359        | 259              | 358        | 181        | 205        | 120            | 166        | 21              | 36        | 167                | 97         | 188         | 186        | 5,006        | 5,407        | 10,413        |
|                           |              |              |                  |            |            |            |                |            |                 |           |                    |            |             |            |              |              |               |
| <b>Graduate</b>           |              |              |                  |            |            |            |                |            |                 |           |                    |            |             |            |              |              |               |
| Certificate               | 22           | 30           | 3                | 2          |            |            |                | 1          |                 |           | 1                  |            | 3           | 1          | 29           | 34           | 63            |
| Masters                   | 627          | 1,012        | 24               | 54         | 15         | 22         | 16             | 22         | 1               | 2         | 107                | 68         | 32          | 38         | 822          | 1,218        | 2,040         |
| Doctoral                  | 39           | 41           | 2                | 4          |            | 1          | 1              | 2          |                 |           | 15                 | 6          | 3           | 1          | 60           | 55           | 115           |
| Special Graduate          | 134          | 248          | 6                | 9          | 1          | 8          | 4              | 3          |                 |           | 42                 | 26         | 18          | 31         | 205          | 325          | 530           |
| <b>Total</b>              | 822          | 1,331        | 35               | 69         | 16         | 31         | 21             | 28         | 1               | 2         | 165                | 100        | 56          | 71         | 1,116        | 1,632        | 2,748         |
|                           |              |              |                  |            |            |            |                |            |                 |           |                    |            |             |            |              |              |               |
| <b>Total All Students</b> | <b>4,892</b> | <b>5,690</b> | <b>294</b>       | <b>427</b> | <b>197</b> | <b>236</b> | <b>141</b>     | <b>194</b> | <b>22</b>       | <b>38</b> | <b>332</b>         | <b>197</b> | <b>244</b>  | <b>257</b> | <b>6,122</b> | <b>7,039</b> | <b>13,161</b> |

**Figures 4 & 5.**  
 College of Arts and Sciences  
 Delivery-Site Head Count and Student Credit Hours  
 Spring 1998 through Spring 2008

Head Count by Student Level



Student Credit Hours by Course Level

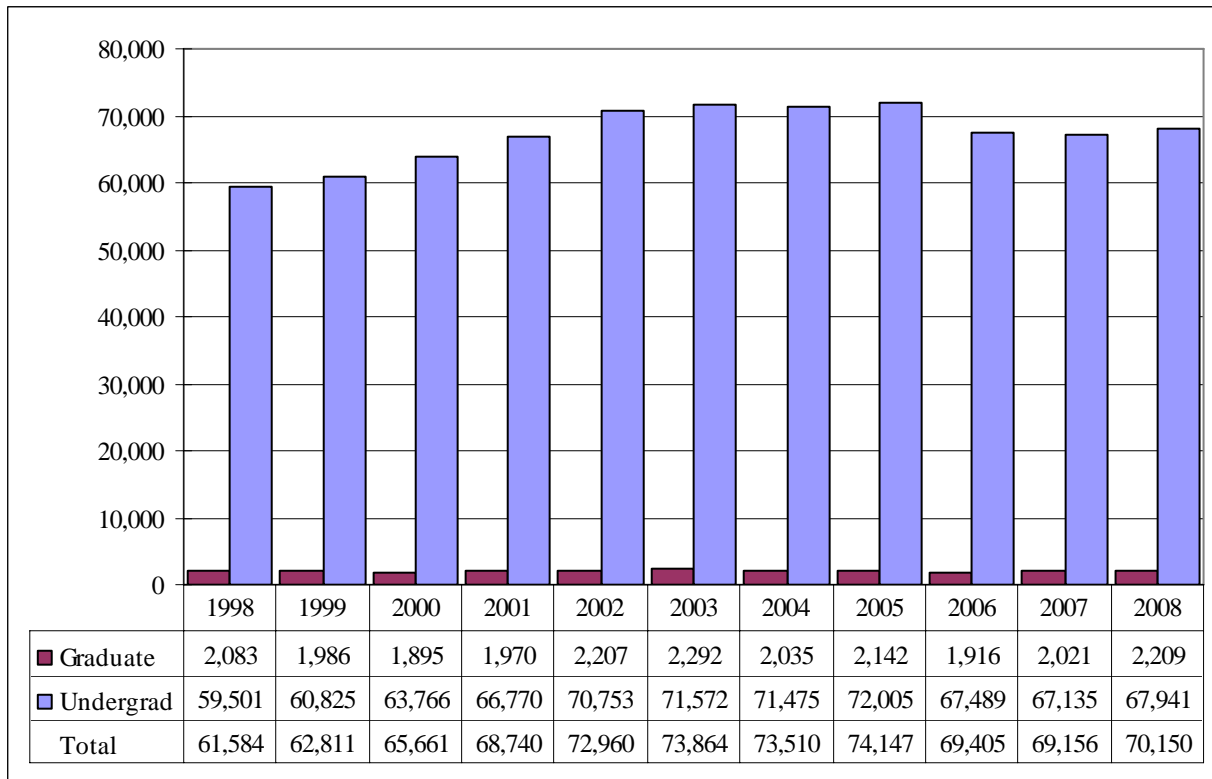




Table 3.

College of Arts & Sciences Head Count Summary for Full and Part-Time,  
Undergraduate and Graduate Students by Gender and Race Classification: Spring 2008

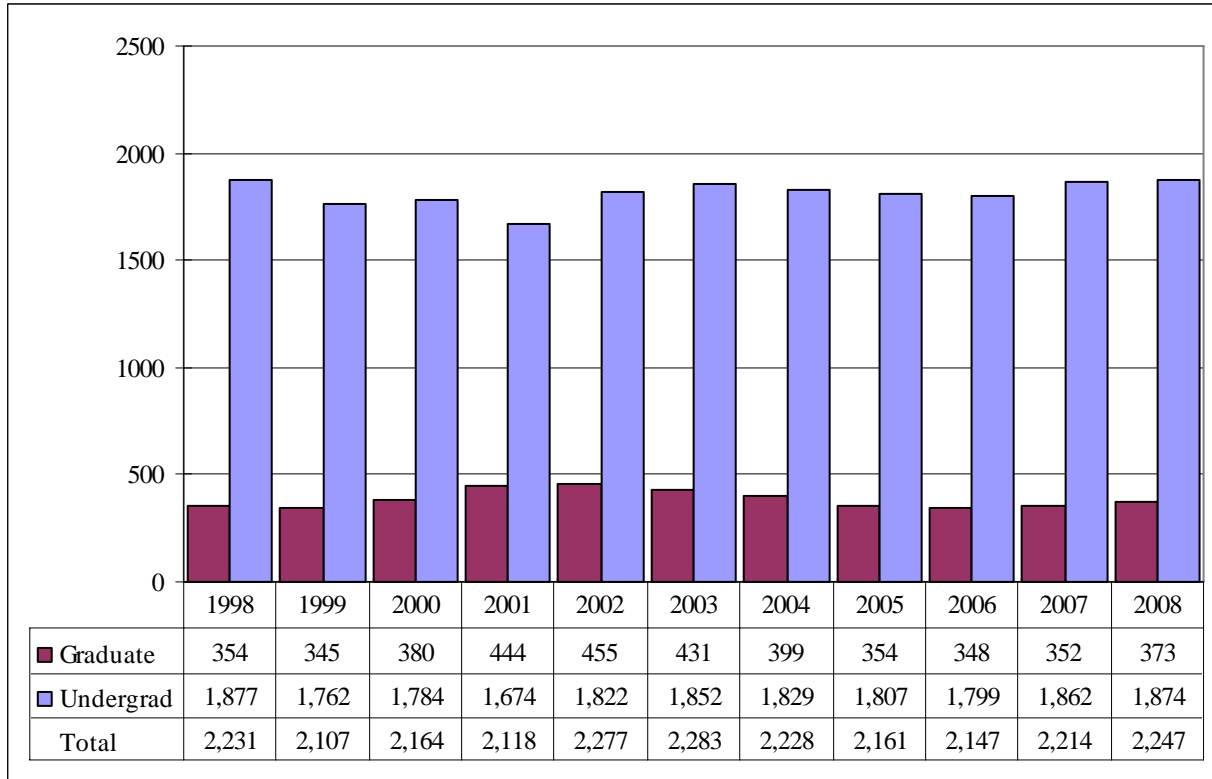
|                        | White      |              | African American |           | Hispanic  |           | Asian American |           | Native American |           | Non-Resident Alien |           | No Response |           | Total        |              |              |
|------------------------|------------|--------------|------------------|-----------|-----------|-----------|----------------|-----------|-----------------|-----------|--------------------|-----------|-------------|-----------|--------------|--------------|--------------|
|                        | Male       | Female       | Male             | Female    | Male      | Female    | Male           | Female    | Male            | Female    | Male               | Female    | Male        | Female    | Male         | Female       | Total        |
| <b>Full-Time</b>       |            |              |                  |           |           |           |                |           |                 |           |                    |           |             |           |              |              |              |
| <b>Undergraduate</b>   |            |              |                  |           |           |           |                |           |                 |           |                    |           |             |           |              |              |              |
| First-Time Freshmen    | 7          | 8            |                  |           |           | 1         |                |           |                 |           |                    | 4         |             | 1         | 7            | 14           | 21           |
| Other Freshmen         | 152        | 262          | 10               | 19        | 14        | 15        | 10             | 19        |                 | 2         | 9                  | 6         | 6           | 15        | 201          | 338          | 539          |
| Sophomores             | 213        | 310          | 10               | 30        | 21        | 24        | 6              | 17        | 3               | 7         | 5                  | 8         | 12          | 11        | 270          | 407          | 677          |
| Juniors                | 209        | 270          | 14               | 24        | 14        | 7         | 3              | 14        | 2               |           | 9                  | 8         | 16          | 9         | 267          | 332          | 599          |
| Seniors                | 191        | 282          | 8                | 18        | 9         | 14        | 7              | 10        | 2               | 4         | 7                  | 8         | 13          | 17        | 237          | 353          | 590          |
| Special                | 6          | 9            |                  | 1         |           | 1         | 1              | 2         |                 |           |                    | 1         |             |           | 7            | 14           | 21           |
| <b>Total</b>           | <b>778</b> | <b>1,141</b> | <b>42</b>        | <b>92</b> | <b>58</b> | <b>62</b> | <b>27</b>      | <b>62</b> | <b>7</b>        | <b>13</b> | <b>30</b>          | <b>35</b> | <b>47</b>   | <b>53</b> | <b>989</b>   | <b>1,458</b> | <b>2,447</b> |
|                        |            |              |                  |           |           |           |                |           |                 |           |                    |           |             |           |              |              |              |
| <b>Graduate</b>        |            |              |                  |           |           |           |                |           |                 |           |                    |           |             |           |              |              |              |
| Certificate            |            |              |                  |           |           |           |                | 1         |                 |           |                    |           |             |           | 0            | 1            | 1            |
| Masters                | 29         | 37           | 1                | 3         |           | 1         |                | 0         |                 |           | 9                  | 8         | 1           |           | 40           | 49           | 89           |
| Doctoral               |            |              |                  |           |           |           |                |           |                 |           |                    |           |             |           | 0            | 0            | 0            |
| Special Graduate       |            |              |                  |           |           |           |                |           |                 |           |                    |           |             |           | 0            | 0            | 0            |
| <b>Total</b>           | <b>29</b>  | <b>37</b>    | <b>1</b>         | <b>3</b>  | <b>0</b>  | <b>1</b>  | <b>0</b>       | <b>1</b>  | <b>0</b>        | <b>0</b>  | <b>9</b>           | <b>8</b>  | <b>1</b>    | <b>0</b>  | <b>40</b>    | <b>50</b>    | <b>90</b>    |
| <b>Total Full-Time</b> | <b>807</b> | <b>1,178</b> | <b>43</b>        | <b>95</b> | <b>58</b> | <b>63</b> | <b>27</b>      | <b>63</b> | <b>7</b>        | <b>13</b> | <b>39</b>          | <b>43</b> | <b>48</b>   | <b>53</b> | <b>1,029</b> | <b>1,508</b> | <b>2,537</b> |
|                        |            |              |                  |           |           |           |                |           |                 |           |                    |           |             |           |              |              |              |
| <b>Part-Time</b>       |            |              |                  |           |           |           |                |           |                 |           |                    |           |             |           |              |              |              |
| <b>Undergraduate</b>   |            |              |                  |           |           |           |                |           |                 |           |                    |           |             |           |              |              |              |
| First-Time Freshmen    | 1          |              |                  |           |           |           |                |           |                 |           |                    |           |             |           | 1            | 0            | 1            |
| Other Freshmen         | 19         | 28           | 2                | 5         | 1         | 1         |                | 1         |                 |           | 2                  | 2         | 3           | 2         | 27           | 39           | 66           |
| Sophomores             | 37         | 69           | 3                | 6         | 2         | 5         | 1              | 3         |                 |           | 1                  | 1         | 4           | 2         | 48           | 86           | 134          |
| Juniors                | 52         | 72           | 6                | 2         | 1         | 5         | 3              | 2         |                 |           |                    | 1         | 5           | 2         | 67           | 84           | 151          |
| Seniors                | 87         | 96           | 9                | 8         | 2         | 2         | 5              | 6         |                 | 1         | 1                  | 4         | 7           | 5         | 111          | 122          | 233          |
| Special                | 13         | 30           | 1                | 5         | 2         | 1         | 1              | 4         |                 |           |                    | 1         | 1           |           | 18           | 41           | 59           |
| <b>Total</b>           | <b>209</b> | <b>295</b>   | <b>21</b>        | <b>26</b> | <b>8</b>  | <b>14</b> | <b>10</b>      | <b>16</b> | <b>0</b>        | <b>1</b>  | <b>4</b>           | <b>9</b>  | <b>20</b>   | <b>11</b> | <b>272</b>   | <b>372</b>   | <b>644</b>   |
|                        |            |              |                  |           |           |           |                |           |                 |           |                    |           |             |           |              |              |              |
| <b>Graduate</b>        |            |              |                  |           |           |           |                |           |                 |           |                    |           |             |           |              |              |              |
| Certificate            | 7          | 8            |                  |           |           |           |                |           |                 |           |                    |           |             | 1         | 7            | 9            | 16           |
| Masters                | 87         | 99           | 4                | 2         | 3         | 6         | 3              | 1         |                 | 1         | 3                  | 2         | 6           | 5         | 106          | 116          | 222          |
| Doctoral               |            |              |                  |           |           |           |                |           |                 |           |                    |           |             |           | 0            | 0            | 0            |
| Special Graduate       | 1          |              |                  |           |           |           |                |           |                 |           |                    |           |             |           | 1            | 0            | 1            |
| <b>Total</b>           | <b>95</b>  | <b>107</b>   | <b>4</b>         | <b>2</b>  | <b>3</b>  | <b>6</b>  | <b>3</b>       | <b>1</b>  | <b>0</b>        | <b>1</b>  | <b>3</b>           | <b>2</b>  | <b>6</b>    | <b>6</b>  | <b>114</b>   | <b>125</b>   | <b>239</b>   |
| <b>Total Part-Time</b> | <b>304</b> | <b>402</b>   | <b>25</b>        | <b>28</b> | <b>11</b> | <b>20</b> | <b>13</b>      | <b>17</b> | <b>0</b>        | <b>2</b>  | <b>7</b>           | <b>11</b> | <b>26</b>   | <b>17</b> | <b>386</b>   | <b>497</b>   | <b>883</b>   |

Table 3. (continued)

|                           | White        |              | African American |            | Hispanic  |           | Asian American |           | Native American |           | Non-Resident Alien |           | No Response |           | Total        |              |              |
|---------------------------|--------------|--------------|------------------|------------|-----------|-----------|----------------|-----------|-----------------|-----------|--------------------|-----------|-------------|-----------|--------------|--------------|--------------|
|                           | Male         | Female       | Male             | Female     | Male      | Female    | Male           | Female    | Male            | Female    | Male               | Female    | Male        | Female    | Male         | Female       | Total        |
| <b>Total</b>              |              |              |                  |            |           |           |                |           |                 |           |                    |           |             |           |              |              |              |
| <b>Undergraduate</b>      |              |              |                  |            |           |           |                |           |                 |           |                    |           |             |           |              |              |              |
| First-Time Freshmen       | 8            | 8            |                  |            |           | 1         |                |           |                 |           |                    | 4         |             | 1         | 8            | 14           | 22           |
| Other Freshmen            | 171          | 290          | 12               | 24         | 15        | 16        | 10             | 20        |                 | 2         | 11                 | 8         | 9           | 17        | 228          | 377          | 605          |
| Sophomores                | 250          | 379          | 13               | 36         | 23        | 29        | 7              | 20        | 3               | 7         | 6                  | 9         | 16          | 13        | 318          | 493          | 811          |
| Juniors                   | 261          | 342          | 20               | 26         | 15        | 12        | 6              | 16        | 2               |           | 9                  | 9         | 21          | 11        | 334          | 416          | 750          |
| Seniors                   | 278          | 378          | 17               | 26         | 11        | 16        | 12             | 16        | 2               | 5         | 8                  | 12        | 20          | 22        | 348          | 475          | 823          |
| Special                   | 19           | 39           | 1                | 6          | 2         | 2         | 2              | 6         |                 |           |                    | 2         | 1           |           | 25           | 55           | 80           |
| <b>Total</b>              | 987          | 1,436        | 63               | 118        | 66        | 76        | 37             | 78        | 7               | 14        | 34                 | 44        | 67          | 64        | 1,261        | 1,830        | 3,091        |
| <b>Graduate</b>           |              |              |                  |            |           |           |                |           |                 |           |                    |           |             |           |              |              |              |
| Certificate               | 7            | 8            |                  |            |           |           |                | 1         |                 |           |                    |           |             | 1         | 7            | 10           | 17           |
| Masters                   | 116          | 136          | 5                | 5          | 3         | 7         | 3              | 1         |                 | 1         | 12                 | 10        | 7           | 5         | 146          | 165          | 311          |
| Doctoral                  |              |              |                  |            |           |           |                |           |                 |           |                    |           |             |           | 0            | 0            | 0            |
| Special Graduate          | 1            |              |                  |            |           |           |                |           |                 |           |                    |           |             |           | 1            | 0            | 1            |
| <b>Total</b>              | 124          | 144          | 5                | 5          | 3         | 7         | 3              | 2         | 0               | 1         | 12                 | 10        | 7           | 6         | 154          | 175          | 329          |
| <b>Total All Students</b> | <b>1,111</b> | <b>1,580</b> | <b>68</b>        | <b>123</b> | <b>69</b> | <b>83</b> | <b>40</b>      | <b>80</b> | <b>7</b>        | <b>15</b> | <b>46</b>          | <b>54</b> | <b>74</b>   | <b>70</b> | <b>1,415</b> | <b>2,005</b> | <b>3,420</b> |

**Figures 6 & 7**  
 College of Business Administration  
 Delivery-Site Head Count and Student Credit Hours  
 Spring 1998 through Spring 2008

Head Count by Student Level



Student Credit Hours by Course Level

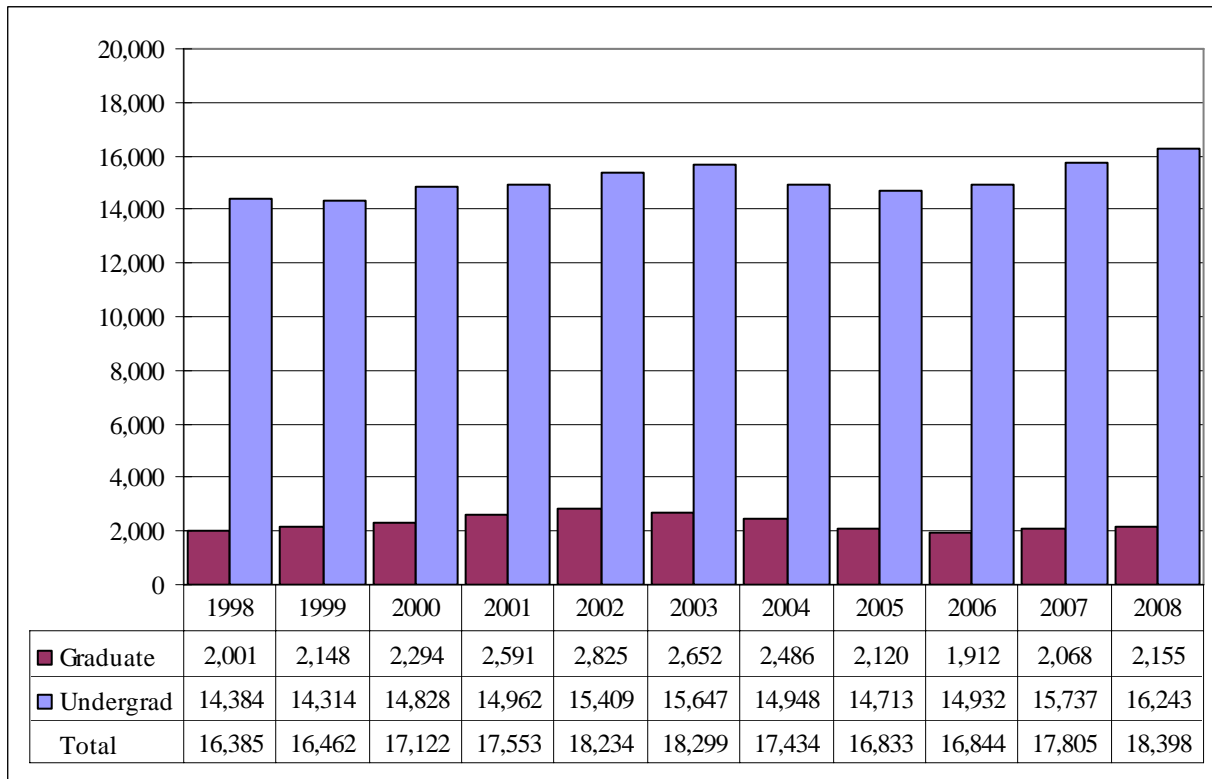


Table 4.

College of Business Administration Head Count Summary for Full and Part-Time, Undergraduate and Graduate Students by Gender and Race Classification: Spring 2008

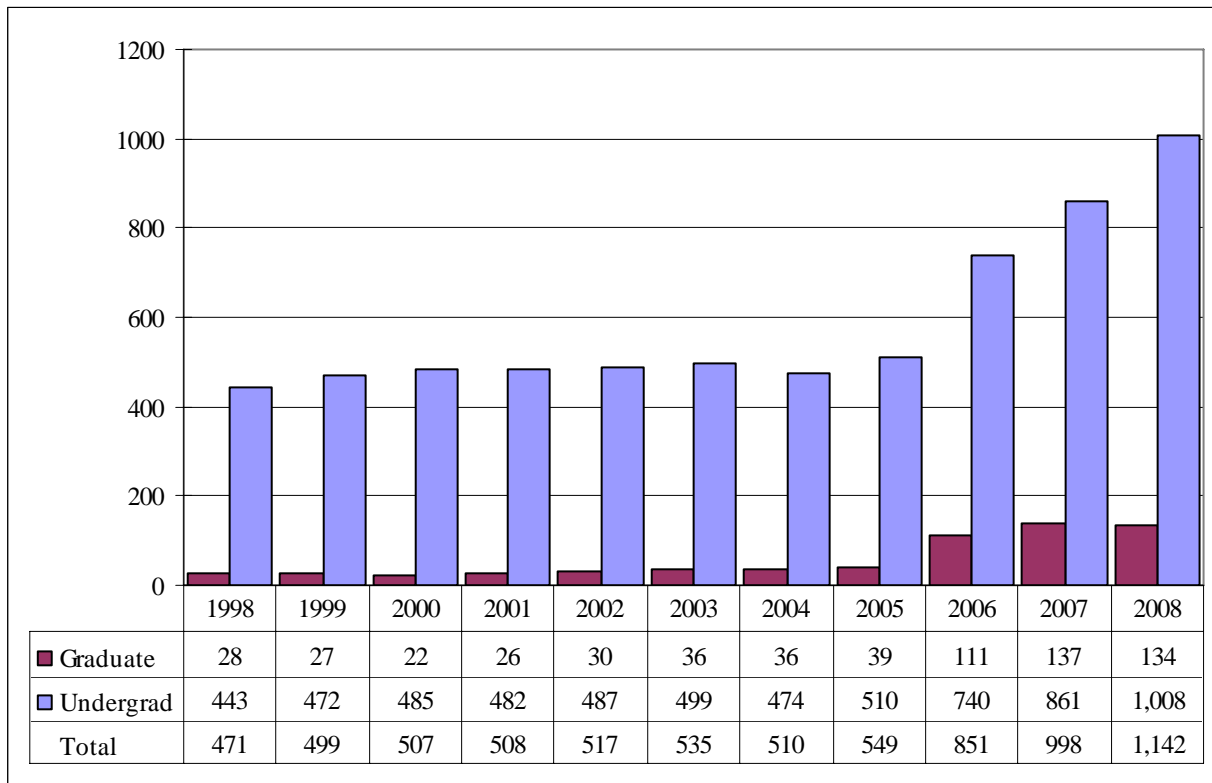
|                        | White      |            | African American |           | Hispanic  |           | Asian American |           | Native American |          | Non-Resident Alien |           | No Response |           | Total      |            |              |
|------------------------|------------|------------|------------------|-----------|-----------|-----------|----------------|-----------|-----------------|----------|--------------------|-----------|-------------|-----------|------------|------------|--------------|
|                        | Male       | Female     | Male             | Female    | Male      | Female    | Male           | Female    | Male            | Female   | Male               | Female    | Male        | Female    | Male       | Female     | Total        |
| <b>Full-Time</b>       |            |            |                  |           |           |           |                |           |                 |          |                    |           |             |           |            |            |              |
| <b>Undergraduate</b>   |            |            |                  |           |           |           |                |           |                 |          |                    |           |             |           |            |            |              |
| First-Time Freshmen    | 3          | 1          |                  |           |           |           |                |           |                 |          | 2                  | 2         |             |           | 5          | 3          | 8            |
| Other Freshmen         | 117        | 79         | 9                | 10        | 7         | 1         | 5              | 4         | 1               | 2        | 12                 | 5         | 1           | 1         | 152        | 102        | 254          |
| Sophomores             | 174        | 131        | 3                | 7         | 4         | 5         | 3              | 5         | 1               |          | 8                  | 2         | 3           | 1         | 196        | 151        | 347          |
| Juniors                | 237        | 152        | 12               | 4         | 9         | 13        | 1              | 9         |                 |          | 9                  | 3         | 3           | 7         | 271        | 188        | 459          |
| Seniors                | 185        | 125        | 8                | 8         | 5         | 6         | 2              | 4         |                 |          | 8                  | 8         | 8           | 6         | 216        | 157        | 373          |
| Special                | 2          | 3          | 1                |           |           |           |                |           |                 |          | 3                  | 3         |             |           | 6          | 6          | 12           |
| <b>Total</b>           | <b>718</b> | <b>491</b> | <b>33</b>        | <b>29</b> | <b>25</b> | <b>25</b> | <b>11</b>      | <b>22</b> | <b>2</b>        | <b>2</b> | <b>42</b>          | <b>23</b> | <b>15</b>   | <b>15</b> | <b>846</b> | <b>607</b> | <b>1,453</b> |
| <b>Graduate</b>        |            |            |                  |           |           |           |                |           |                 |          |                    |           |             |           |            |            |              |
| Masters                | 35         | 15         |                  | 1         |           |           | 1              |           |                 |          | 26                 | 23        | 2           |           | 64         | 39         | 103          |
| Doctoral               |            |            |                  |           |           |           |                |           |                 |          |                    |           |             |           | 0          | 0          | 0            |
| Special Graduate       |            |            |                  |           |           |           |                |           |                 |          |                    |           |             |           | 0          | 0          | 0            |
| <b>Total</b>           | <b>35</b>  | <b>15</b>  | <b>0</b>         | <b>1</b>  | <b>0</b>  | <b>0</b>  | <b>1</b>       | <b>0</b>  | <b>0</b>        | <b>0</b> | <b>26</b>          | <b>23</b> | <b>2</b>    | <b>0</b>  | <b>64</b>  | <b>39</b>  | <b>103</b>   |
| <b>Total Full-Time</b> | <b>753</b> | <b>506</b> | <b>33</b>        | <b>30</b> | <b>25</b> | <b>25</b> | <b>12</b>      | <b>22</b> | <b>2</b>        | <b>2</b> | <b>68</b>          | <b>46</b> | <b>17</b>   | <b>15</b> | <b>910</b> | <b>646</b> | <b>1,556</b> |
| <b>Part-Time</b>       |            |            |                  |           |           |           |                |           |                 |          |                    |           |             |           |            |            |              |
| <b>Undergraduate</b>   |            |            |                  |           |           |           |                |           |                 |          |                    |           |             |           |            |            |              |
| First-Time Freshmen    |            |            |                  |           |           |           |                |           |                 |          |                    | 1         |             |           | 0          | 1          | 1            |
| Other Freshmen         | 16         | 13         | 1                | 1         |           |           |                | 1         |                 |          | 1                  | 2         |             |           | 18         | 17         | 35           |
| Sophomores             | 28         | 23         | 3                | 4         | 3         | 1         |                |           |                 | 1        |                    |           | 1           |           | 35         | 29         | 64           |
| Juniors                | 59         | 38         | 4                |           | 2         |           | 1              | 1         |                 |          | 1                  |           | 1           | 3         | 68         | 42         | 110          |
| Seniors                | 74         | 69         | 5                | 1         | 1         | 2         | 4              | 4         |                 |          | 1                  | 2         | 1           |           | 86         | 78         | 164          |
| Special                | 24         | 16         |                  | 1         |           |           | 1              | 1         |                 |          | 2                  |           | 1           | 1         | 28         | 19         | 47           |
| <b>Total</b>           | <b>201</b> | <b>159</b> | <b>13</b>        | <b>7</b>  | <b>6</b>  | <b>3</b>  | <b>6</b>       | <b>7</b>  | <b>0</b>        | <b>1</b> | <b>5</b>           | <b>5</b>  | <b>4</b>    | <b>4</b>  | <b>235</b> | <b>186</b> | <b>421</b>   |
| <b>Graduate</b>        |            |            |                  |           |           |           |                |           |                 |          |                    |           |             |           |            |            |              |
| Masters                | 147        | 80         | 2                | 5         | 2         | 1         | 4              | 2         |                 |          | 12                 | 5         | 7           | 3         | 174        | 96         | 270          |
| Doctoral               |            |            |                  |           |           |           |                |           |                 |          |                    |           |             |           | 0          | 0          | 0            |
| Special Graduate       |            |            |                  |           |           |           |                |           |                 |          |                    |           |             |           | 0          | 0          | 0            |
| <b>Total</b>           | <b>147</b> | <b>80</b>  | <b>2</b>         | <b>5</b>  | <b>2</b>  | <b>1</b>  | <b>4</b>       | <b>2</b>  | <b>0</b>        | <b>0</b> | <b>12</b>          | <b>5</b>  | <b>7</b>    | <b>3</b>  | <b>174</b> | <b>96</b>  | <b>270</b>   |
| <b>Total Part-Time</b> | <b>348</b> | <b>239</b> | <b>15</b>        | <b>12</b> | <b>8</b>  | <b>4</b>  | <b>10</b>      | <b>9</b>  | <b>0</b>        | <b>1</b> | <b>17</b>          | <b>10</b> | <b>11</b>   | <b>7</b>  | <b>409</b> | <b>282</b> | <b>691</b>   |

Table 4. (continued)

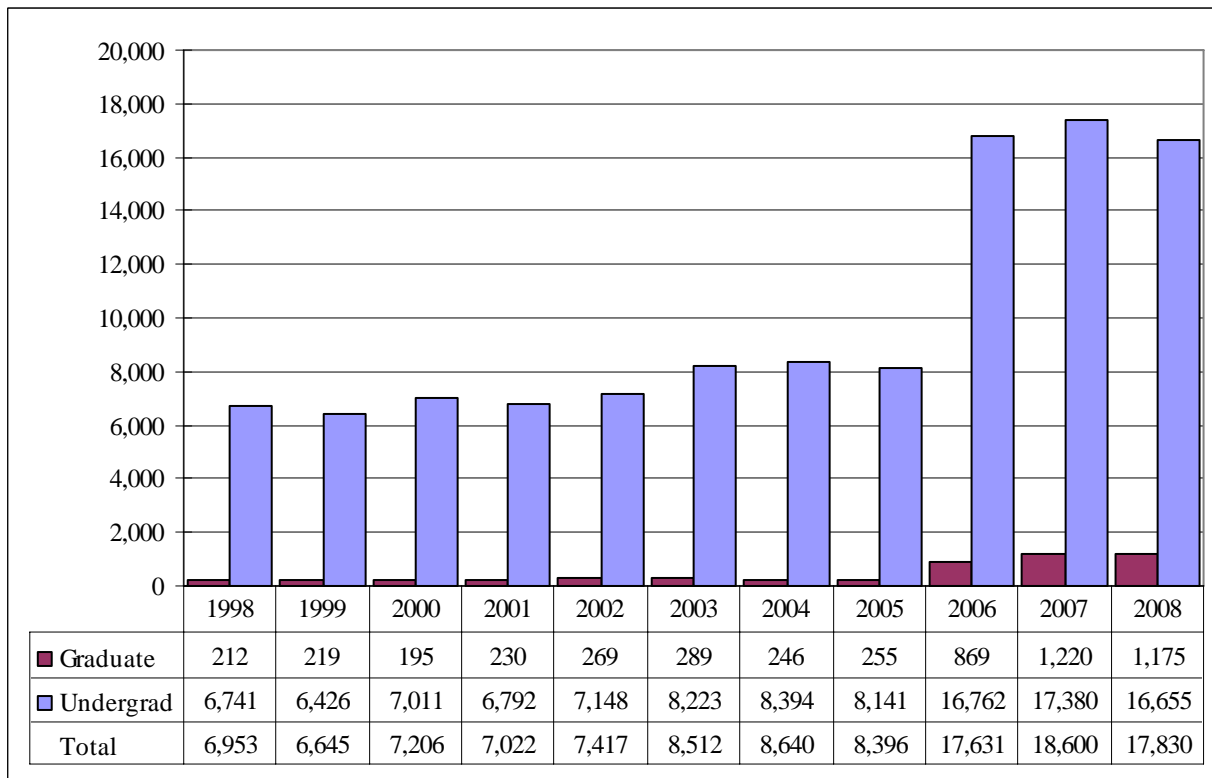
|                           | White        |            | African American |           | Hispanic  |           | Asian American |           | Native American |          | Non-Resident Alien |           | No Response |           | Total        |            |              |
|---------------------------|--------------|------------|------------------|-----------|-----------|-----------|----------------|-----------|-----------------|----------|--------------------|-----------|-------------|-----------|--------------|------------|--------------|
|                           | Male         | Female     | Male             | Female    | Male      | Female    | Male           | Female    | Male            | Female   | Male               | Female    | Male        | Female    | Male         | Female     | Total        |
| <b>Total</b>              |              |            |                  |           |           |           |                |           |                 |          |                    |           |             |           |              |            |              |
| <b>Undergraduate</b>      |              |            |                  |           |           |           |                |           |                 |          |                    |           |             |           |              |            |              |
| First-Time Freshmen       | 3            | 1          |                  |           |           |           |                |           |                 |          | 2                  | 3         |             |           | 5            | 4          | 9            |
| Other Freshmen            | 133          | 92         | 10               | 11        | 7         | 1         | 5              | 5         | 1               | 2        | 13                 | 7         | 1           | 1         | 170          | 119        | 289          |
| Sophomores                | 202          | 154        | 6                | 11        | 7         | 6         | 3              | 5         | 1               | 1        | 8                  | 2         | 4           | 1         | 231          | 180        | 411          |
| Juniors                   | 296          | 190        | 16               | 4         | 11        | 13        | 2              | 10        |                 |          | 10                 | 3         | 4           | 10        | 339          | 230        | 569          |
| Seniors                   | 259          | 194        | 13               | 9         | 6         | 8         | 6              | 8         |                 |          | 9                  | 10        | 9           | 6         | 302          | 235        | 537          |
| Special                   | 26           | 19         | 1                | 1         |           |           | 1              | 1         |                 |          | 5                  | 3         | 1           | 1         | 34           | 25         | 59           |
| <b>Total</b>              | 919          | 650        | 46               | 36        | 31        | 28        | 17             | 29        | 2               | 3        | 47                 | 28        | 19          | 19        | 1,081        | 793        | 1,874        |
|                           |              |            |                  |           |           |           |                |           |                 |          |                    |           |             |           |              |            |              |
| <b>Graduate</b>           |              |            |                  |           |           |           |                |           |                 |          |                    |           |             |           |              |            |              |
| Masters                   | 182          | 95         | 2                | 6         | 2         | 1         | 5              | 2         |                 |          | 38                 | 28        | 9           | 3         | 238          | 135        | 373          |
| Doctoral                  |              |            |                  |           |           |           |                |           |                 |          |                    |           |             |           | 0            | 0          | 0            |
| Special Graduate          |              |            |                  |           |           |           |                |           |                 |          |                    |           |             |           | 0            | 0          | 0            |
| <b>Total</b>              | 182          | 95         | 2                | 6         | 2         | 1         | 5              | 2         | 0               | 0        | 38                 | 28        | 9           | 3         | 238          | 135        | 373          |
|                           |              |            |                  |           |           |           |                |           |                 |          |                    |           |             |           |              |            |              |
| <b>Total All Students</b> | <b>1,101</b> | <b>745</b> | <b>48</b>        | <b>42</b> | <b>33</b> | <b>29</b> | <b>22</b>      | <b>31</b> | <b>2</b>        | <b>3</b> | <b>85</b>          | <b>56</b> | <b>28</b>   | <b>22</b> | <b>1,319</b> | <b>928</b> | <b>2,247</b> |

**Figures 8A & 9A.**  
 College of Communication, Fine Arts and Media  
 Delivery-Site Head Count and Student Credit Hours  
 Spring 1998 through Spring 2008

Head Count by Student Level<sup>1</sup>



Student Credit Hours by Course Level<sup>1</sup>



<sup>1</sup> College of Fine Arts existed until July 2005. College of Communication, Fine Arts and Media was formed Fall 2005. Communication majors, in addition to the previously reported fine arts majors, are included fall 2005 and after.

Table 5A.

College of Communication, Fine Arts and Media Delivery-Site Head Count Summary for Full and Part-Time, Undergraduate and Graduate Students by Gender and Race Classification: Spring 2008

|                        | White      |            | African American |           | Hispanic |           | Asian American |           | Native American |          | Non-Resident Alien |          | No Response |           | Total      |            |            |
|------------------------|------------|------------|------------------|-----------|----------|-----------|----------------|-----------|-----------------|----------|--------------------|----------|-------------|-----------|------------|------------|------------|
|                        | Male       | Female     | Male             | Female    | Male     | Female    | Male           | Female    | Male            | Female   | Male               | Female   | Male        | Female    | Male       | Female     | Total      |
| <b>Full-Time</b>       |            |            |                  |           |          |           |                |           |                 |          |                    |          |             |           |            |            |            |
| <b>Undergraduate</b>   |            |            |                  |           |          |           |                |           |                 |          |                    |          |             |           |            |            |            |
| First-Time Freshmen    | 2          |            |                  | 1         |          |           |                |           |                 |          |                    |          |             |           | 2          | 1          | 3          |
| Other Freshmen         | 48         | 72         | 3                | 4         | 1        | 2         | 3              | 2         | 1               |          |                    |          | 1           | 7         | 57         | 87         | 144        |
| Sophomores             | 70         | 104        | 3                | 8         | 3        | 5         | 5              | 1         | 1               |          |                    |          | 3           | 5         | 85         | 123        | 208        |
| Juniors                | 84         | 122        | 9                | 11        | 3        | 5         |                | 4         | 1               |          | 1                  | 1        | 2           | 3         | 100        | 146        | 246        |
| Seniors                | 71         | 120        | 5                | 9         | 1        | 4         | 1              | 4         | 1               |          |                    |          | 4           | 6         | 83         | 143        | 226        |
| Special                | 1          | 1          |                  |           |          |           |                |           |                 |          |                    |          |             |           | 1          | 1          | 2          |
| <b>Total</b>           | <b>276</b> | <b>419</b> | <b>20</b>        | <b>33</b> | <b>8</b> | <b>16</b> | <b>9</b>       | <b>11</b> | <b>4</b>        | <b>0</b> | <b>1</b>           | <b>1</b> | <b>10</b>   | <b>21</b> | <b>328</b> | <b>501</b> | <b>829</b> |
|                        |            |            |                  |           |          |           |                |           |                 |          |                    |          |             |           |            |            |            |
| <b>Graduate</b>        |            |            |                  |           |          |           |                |           |                 |          |                    |          |             |           |            |            |            |
| Masters                | 16         | 27         |                  |           |          |           |                |           |                 |          | 1                  | 2        | 1           | 5         | 18         | 34         | 52         |
| Doctoral               |            |            |                  |           |          |           |                |           |                 |          |                    |          |             |           | 0          | 0          | 0          |
| Special Graduate       |            |            |                  |           |          |           |                |           |                 |          |                    |          |             |           | 0          | 0          | 0          |
| <b>Total</b>           | <b>16</b>  | <b>27</b>  | <b>0</b>         | <b>0</b>  | <b>0</b> | <b>0</b>  | <b>0</b>       | <b>0</b>  | <b>0</b>        | <b>0</b> | <b>1</b>           | <b>2</b> | <b>1</b>    | <b>5</b>  | <b>18</b>  | <b>34</b>  | <b>52</b>  |
| <b>Total Full-Time</b> | <b>292</b> | <b>446</b> | <b>20</b>        | <b>33</b> | <b>8</b> | <b>16</b> | <b>9</b>       | <b>11</b> | <b>4</b>        | <b>0</b> | <b>2</b>           | <b>3</b> | <b>11</b>   | <b>26</b> | <b>346</b> | <b>535</b> | <b>881</b> |
|                        |            |            |                  |           |          |           |                |           |                 |          |                    |          |             |           |            |            |            |
| <b>Part-Time</b>       |            |            |                  |           |          |           |                |           |                 |          |                    |          |             |           |            |            |            |
| <b>Undergraduate</b>   |            |            |                  |           |          |           |                |           |                 |          |                    |          |             |           |            |            |            |
| First-Time Freshmen    |            |            |                  |           |          |           |                |           |                 |          |                    |          |             |           | 0          | 0          | 0          |
| Other Freshmen         | 12         | 5          | 1                |           |          |           |                |           |                 |          |                    |          | 1           |           | 14         | 5          | 19         |
| Sophomores             | 13         | 11         |                  | 2         | 1        | 1         | 1              | 2         |                 |          |                    |          |             |           | 15         | 16         | 31         |
| Juniors                | 21         | 18         | 1                |           | 1        | 1         | 1              |           |                 | 1        |                    |          | 1           | 1         | 25         | 21         | 46         |
| Seniors                | 37         | 25         | 1                | 1         | 1        | 2         | 2              |           | 1               | 1        |                    |          | 2           |           | 44         | 29         | 73         |
| Special                | 1          | 4          |                  | 1         |          | 1         | 1              |           |                 | 1        |                    |          | 1           |           | 3          | 7          | 10         |
| <b>Total</b>           | <b>84</b>  | <b>63</b>  | <b>3</b>         | <b>4</b>  | <b>3</b> | <b>5</b>  | <b>5</b>       | <b>2</b>  | <b>1</b>        | <b>3</b> | <b>0</b>           | <b>0</b> | <b>5</b>    | <b>1</b>  | <b>101</b> | <b>78</b>  | <b>179</b> |
|                        |            |            |                  |           |          |           |                |           |                 |          |                    |          |             |           |            |            |            |
| <b>Graduate</b>        |            |            |                  |           |          |           |                |           |                 |          |                    |          |             |           |            |            |            |
| Masters                | 27         | 45         | 1                | 2         |          |           |                | 2         |                 |          | 1                  |          | 1           | 2         | 30         | 51         | 81         |
| Doctoral               |            |            |                  |           |          |           |                |           |                 |          |                    |          |             |           | 0          | 0          | 0          |
| Special Graduate       |            |            |                  |           |          |           |                |           |                 |          |                    |          | 1           |           | 1          | 0          | 1          |
| <b>Total</b>           | <b>27</b>  | <b>45</b>  | <b>1</b>         | <b>2</b>  | <b>0</b> | <b>0</b>  | <b>0</b>       | <b>2</b>  | <b>0</b>        | <b>0</b> | <b>1</b>           | <b>0</b> | <b>2</b>    | <b>2</b>  | <b>31</b>  | <b>51</b>  | <b>82</b>  |
| <b>Total Part-Time</b> | <b>111</b> | <b>108</b> | <b>4</b>         | <b>6</b>  | <b>3</b> | <b>5</b>  | <b>5</b>       | <b>4</b>  | <b>1</b>        | <b>3</b> | <b>1</b>           | <b>0</b> | <b>7</b>    | <b>3</b>  | <b>132</b> | <b>129</b> | <b>261</b> |

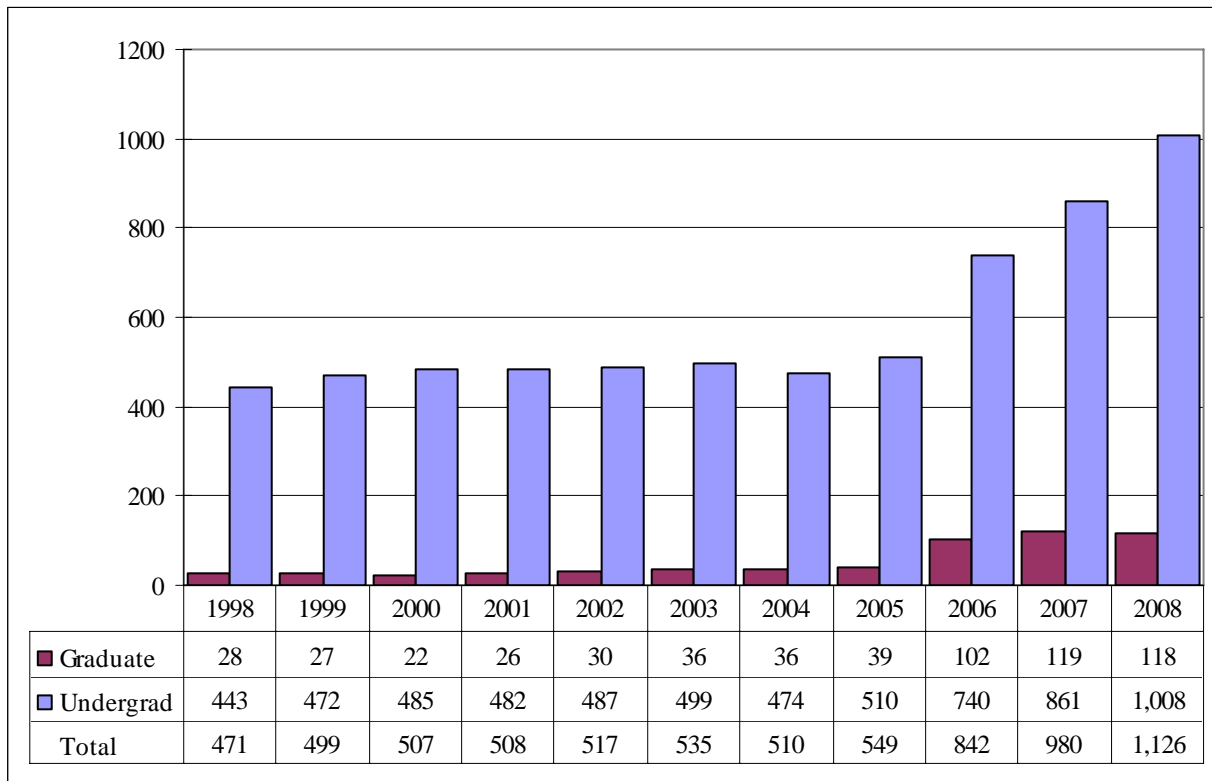
Table 5A. (continued)

|                           | White      |            | African American |           | Hispanic  |           | Asian American |           | Native American |          | Non-Resident Alien |          | No Response |           | Total      |            |              |
|---------------------------|------------|------------|------------------|-----------|-----------|-----------|----------------|-----------|-----------------|----------|--------------------|----------|-------------|-----------|------------|------------|--------------|
|                           | Male       | Female     | Male             | Female    | Male      | Female    | Male           | Female    | Male            | Female   | Male               | Female   | Male        | Female    | Male       | Female     | Total        |
| <b>Total</b>              |            |            |                  |           |           |           |                |           |                 |          |                    |          |             |           |            |            |              |
| <b>Undergraduate</b>      |            |            |                  |           |           |           |                |           |                 |          |                    |          |             |           |            |            |              |
| First-Time Freshmen       | 2          |            |                  | 1         |           |           |                |           |                 |          |                    |          |             |           | 2          | 1          | 3            |
| Other Freshmen            | 60         | 77         | 4                | 4         | 1         | 2         | 3              | 2         | 1               |          |                    |          | 2           | 7         | 71         | 92         | 163          |
| Sophomores                | 83         | 115        | 3                | 10        | 4         | 6         | 6              | 3         | 1               |          |                    |          | 3           | 5         | 100        | 139        | 239          |
| Juniors                   | 105        | 140        | 10               | 11        | 4         | 6         | 1              | 4         | 1               | 1        | 1                  | 1        | 3           | 4         | 125        | 167        | 292          |
| Seniors                   | 108        | 145        | 6                | 10        | 2         | 6         | 3              | 4         | 2               | 1        |                    |          | 6           | 6         | 127        | 172        | 299          |
| Special                   | 2          | 5          |                  | 1         |           | 1         | 1              |           |                 | 1        |                    |          | 1           |           | 4          | 8          | 12           |
| <b>Total</b>              | 360        | 482        | 23               | 37        | 11        | 21        | 14             | 13        | 5               | 3        | 1                  | 1        | 15          | 22        | 429        | 579        | 1,008        |
|                           |            |            |                  |           |           |           |                |           |                 |          |                    |          |             |           |            |            |              |
| <b>Graduate</b>           |            |            |                  |           |           |           |                |           |                 |          |                    |          |             |           |            |            |              |
| Masters                   | 43         | 72         | 1                | 2         |           |           |                | 2         |                 |          | 2                  | 2        | 2           | 7         | 48         | 85         | 133          |
| Doctoral                  |            |            |                  |           |           |           |                |           |                 |          |                    |          |             |           | 0          | 0          | 0            |
| Special Graduate          |            |            |                  |           |           |           |                |           |                 |          |                    |          | 1           |           | 1          | 0          | 1            |
| <b>Total</b>              | 43         | 72         | 1                | 2         | 0         | 0         | 0              | 2         | 0               | 0        | 2                  | 2        | 3           | 7         | 49         | 85         | 134          |
|                           |            |            |                  |           |           |           |                |           |                 |          |                    |          |             |           |            |            |              |
| <b>Total All Students</b> | <b>403</b> | <b>554</b> | <b>24</b>        | <b>39</b> | <b>11</b> | <b>21</b> | <b>14</b>      | <b>15</b> | <b>5</b>        | <b>3</b> | <b>3</b>           | <b>3</b> | <b>18</b>   | <b>29</b> | <b>478</b> | <b>664</b> | <b>1,142</b> |

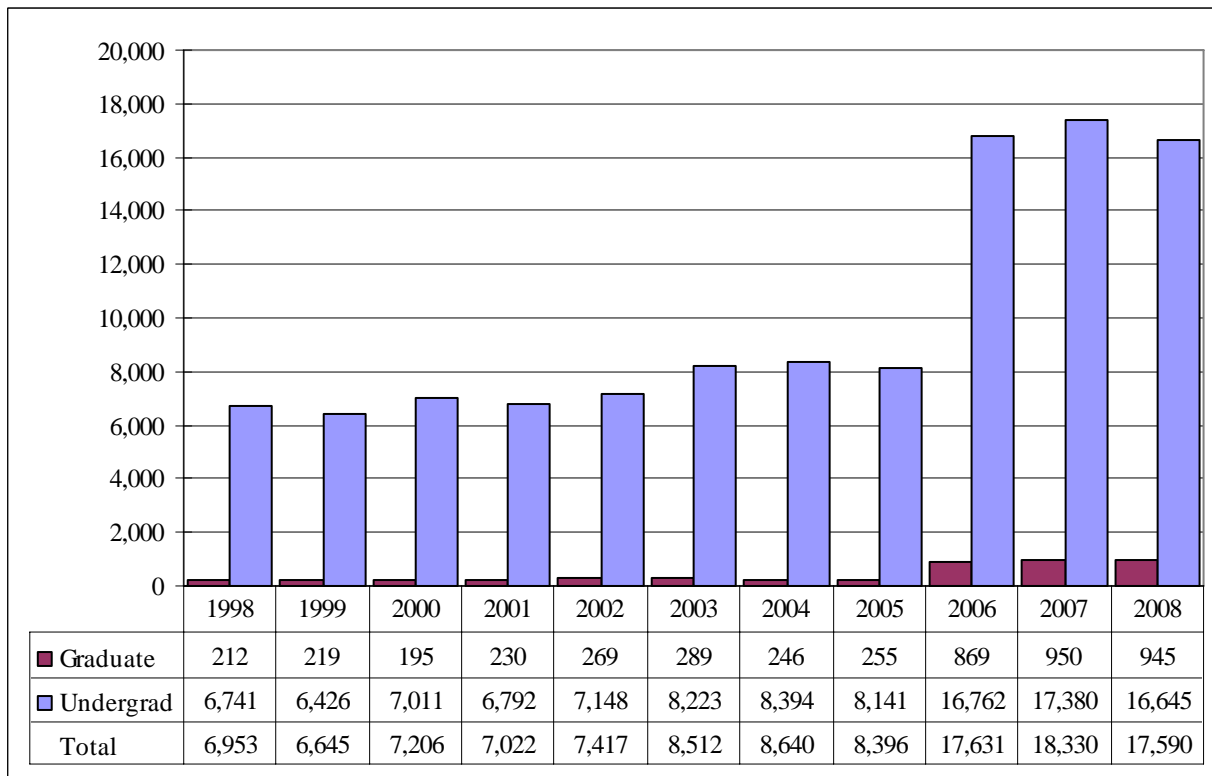


**Figures 8B & 9B.**  
 College of Communication, Fine Arts and Media  
 Administrative-Site Head Count and Student Credit Hours  
 Spring 1998 through Spring 2008

Head Count by Student Level<sup>1</sup>



Student Credit Hours by Course Level<sup>1</sup>



<sup>1</sup> College of Fine Arts existed until July 2005. College of Communication, Fine Arts and Media was formed Fall 2005. Communication majors, in addition to the previously reported fine arts majors, are included Fall 2005 and after.

Table 5B.

College of Communication, Fine Arts and Media Administrative-Site Head Count Summary for Full and Part-Time, Undergraduate and Graduate Students by Gender and Race Classification: Spring 2008

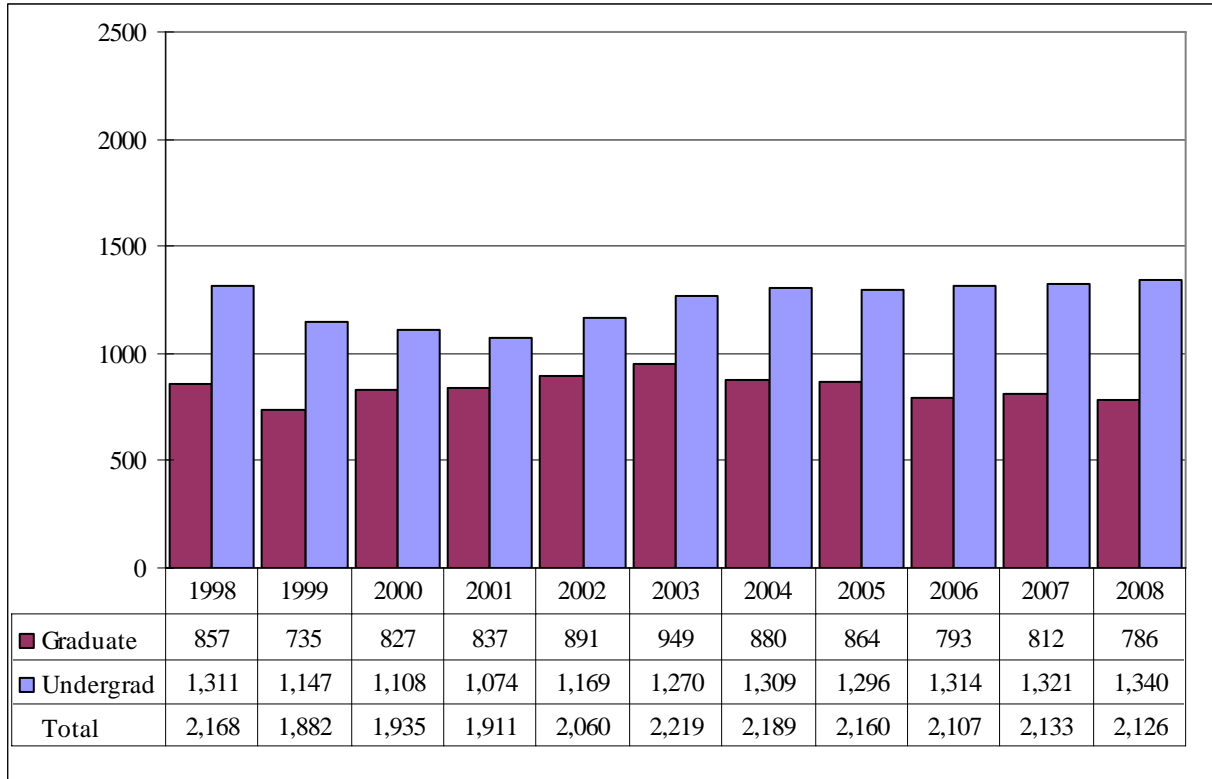
|                        | White      |            | African American |           | Hispanic |           | Asian American |           | Native American |          | Non-Resident Alien |          | No Response |           | Total      |            |            |
|------------------------|------------|------------|------------------|-----------|----------|-----------|----------------|-----------|-----------------|----------|--------------------|----------|-------------|-----------|------------|------------|------------|
|                        | Male       | Female     | Male             | Female    | Male     | Female    | Male           | Female    | Male            | Female   | Male               | Female   | Male        | Female    | Male       | Female     | Total      |
| <b>Full-Time</b>       |            |            |                  |           |          |           |                |           |                 |          |                    |          |             |           |            |            |            |
| <b>Undergraduate</b>   |            |            |                  |           |          |           |                |           |                 |          |                    |          |             |           |            |            |            |
| First-Time Freshmen    | 2          |            |                  | 1         |          |           |                |           |                 |          |                    |          |             |           | 2          | 1          | 3          |
| Other Freshmen         | 48         | 72         | 3                | 4         | 1        | 2         | 3              | 2         | 1               |          |                    |          | 1           | 7         | 57         | 87         | 144        |
| Sophomores             | 70         | 104        | 3                | 8         | 3        | 5         | 5              | 1         | 1               |          |                    |          | 3           | 5         | 85         | 123        | 208        |
| Juniors                | 84         | 122        | 9                | 11        | 3        | 5         |                | 4         | 1               |          | 1                  | 1        | 2           | 3         | 100        | 146        | 246        |
| Seniors                | 71         | 120        | 5                | 9         | 1        | 4         | 1              | 4         | 1               |          |                    |          | 4           | 6         | 83         | 143        | 226        |
| Special                | 1          | 1          |                  |           |          |           |                |           |                 |          |                    |          |             |           | 1          | 1          | 2          |
| <b>Total</b>           | <b>276</b> | <b>419</b> | <b>20</b>        | <b>33</b> | <b>8</b> | <b>16</b> | <b>9</b>       | <b>11</b> | <b>4</b>        | <b>0</b> | <b>1</b>           | <b>1</b> | <b>10</b>   | <b>21</b> | <b>328</b> | <b>501</b> | <b>829</b> |
|                        |            |            |                  |           |          |           |                |           |                 |          |                    |          |             |           |            |            |            |
| <b>Graduate</b>        |            |            |                  |           |          |           |                |           |                 |          |                    |          |             |           |            |            |            |
| Masters                | 11         | 19         |                  |           |          |           |                |           |                 |          | 1                  | 2        |             | 3         | 12         | 24         | 36         |
| Doctoral               |            |            |                  |           |          |           |                |           |                 |          |                    |          |             |           | 0          | 0          | 0          |
| Special Graduate       |            |            |                  |           |          |           |                |           |                 |          |                    |          |             |           | 0          | 0          | 0          |
| <b>Total</b>           | <b>11</b>  | <b>19</b>  | <b>0</b>         | <b>0</b>  | <b>0</b> | <b>0</b>  | <b>0</b>       | <b>0</b>  | <b>0</b>        | <b>0</b> | <b>1</b>           | <b>2</b> | <b>0</b>    | <b>3</b>  | <b>12</b>  | <b>24</b>  | <b>36</b>  |
| <b>Total Full-Time</b> | <b>287</b> | <b>438</b> | <b>20</b>        | <b>33</b> | <b>8</b> | <b>16</b> | <b>9</b>       | <b>11</b> | <b>4</b>        | <b>0</b> | <b>2</b>           | <b>3</b> | <b>10</b>   | <b>24</b> | <b>340</b> | <b>525</b> | <b>865</b> |
|                        |            |            |                  |           |          |           |                |           |                 |          |                    |          |             |           |            |            |            |
| <b>Part-Time</b>       |            |            |                  |           |          |           |                |           |                 |          |                    |          |             |           |            |            |            |
| <b>Undergraduate</b>   |            |            |                  |           |          |           |                |           |                 |          |                    |          |             |           |            |            |            |
| First-Time Freshmen    |            |            |                  |           |          |           |                |           |                 |          |                    |          |             |           | 0          | 0          | 0          |
| Other Freshmen         | 12         | 5          | 1                |           |          |           |                |           |                 |          |                    |          | 1           |           | 14         | 5          | 19         |
| Sophomores             | 13         | 11         |                  | 2         | 1        | 1         | 1              | 2         |                 |          |                    |          |             |           | 15         | 16         | 31         |
| Juniors                | 21         | 18         | 1                |           | 1        | 1         | 1              |           |                 | 1        |                    |          | 1           | 1         | 25         | 21         | 46         |
| Seniors                | 37         | 25         | 1                | 1         | 1        | 2         | 2              |           | 1               | 1        |                    |          | 2           |           | 44         | 29         | 73         |
| Special                | 1          | 4          |                  | 1         |          | 1         | 1              |           |                 | 1        |                    |          | 1           |           | 3          | 7          | 10         |
| <b>Total</b>           | <b>84</b>  | <b>63</b>  | <b>3</b>         | <b>4</b>  | <b>3</b> | <b>5</b>  | <b>5</b>       | <b>2</b>  | <b>1</b>        | <b>3</b> | <b>0</b>           | <b>0</b> | <b>5</b>    | <b>1</b>  | <b>101</b> | <b>78</b>  | <b>179</b> |
|                        |            |            |                  |           |          |           |                |           |                 |          |                    |          |             |           |            |            |            |
| <b>Graduate</b>        |            |            |                  |           |          |           |                |           |                 |          |                    |          |             |           |            |            |            |
| Masters                | 27         | 45         | 1                | 2         |          |           |                | 2         |                 |          | 1                  |          | 1           | 2         | 30         | 51         | 81         |
| Doctoral               |            |            |                  |           |          |           |                |           |                 |          |                    |          |             |           | 0          | 0          | 0          |
| Special Graduate       |            |            |                  |           |          |           |                |           |                 |          |                    |          | 1           |           | 1          | 0          | 1          |
| <b>Total</b>           | <b>27</b>  | <b>45</b>  | <b>1</b>         | <b>2</b>  | <b>0</b> | <b>0</b>  | <b>0</b>       | <b>2</b>  | <b>0</b>        | <b>0</b> | <b>1</b>           | <b>0</b> | <b>2</b>    | <b>2</b>  | <b>31</b>  | <b>51</b>  | <b>82</b>  |
| <b>Total Part-Time</b> | <b>111</b> | <b>108</b> | <b>4</b>         | <b>6</b>  | <b>3</b> | <b>5</b>  | <b>5</b>       | <b>4</b>  | <b>1</b>        | <b>3</b> | <b>1</b>           | <b>0</b> | <b>7</b>    | <b>3</b>  | <b>132</b> | <b>129</b> | <b>261</b> |

Table 5B. (continued)

|                           | White      |            | African American |           | Hispanic  |           | Asian American |           | Native American |          | Non-Resident Alien |          | No Response |           | Total      |            |              |
|---------------------------|------------|------------|------------------|-----------|-----------|-----------|----------------|-----------|-----------------|----------|--------------------|----------|-------------|-----------|------------|------------|--------------|
|                           | Male       | Female     | Male             | Female    | Male      | Female    | Male           | Female    | Male            | Female   | Male               | Female   | Male        | Female    | Male       | Female     | Total        |
| <b>Total</b>              |            |            |                  |           |           |           |                |           |                 |          |                    |          |             |           |            |            |              |
| <b>Undergraduate</b>      |            |            |                  |           |           |           |                |           |                 |          |                    |          |             |           |            |            |              |
| First-Time Freshmen       | 2          |            |                  | 1         |           |           |                |           |                 |          |                    |          |             |           | 2          | 1          | 3            |
| Other Freshmen            | 60         | 77         | 4                | 4         | 1         | 2         | 3              | 2         | 1               |          |                    |          | 2           | 7         | 71         | 92         | 163          |
| Sophomores                | 83         | 115        | 3                | 10        | 4         | 6         | 6              | 3         | 1               |          |                    |          | 3           | 5         | 100        | 139        | 239          |
| Juniors                   | 105        | 140        | 10               | 11        | 4         | 6         | 1              | 4         | 1               | 1        | 1                  | 1        | 3           | 4         | 125        | 167        | 292          |
| Seniors                   | 108        | 145        | 6                | 10        | 2         | 6         | 3              | 4         | 2               | 1        |                    |          | 6           | 6         | 127        | 172        | 299          |
| Special                   | 2          | 5          |                  | 1         |           | 1         | 1              |           |                 | 1        |                    |          | 1           |           | 4          | 8          | 12           |
| <b>Total</b>              | 360        | 482        | 23               | 37        | 11        | 21        | 14             | 13        | 5               | 3        | 1                  | 1        | 15          | 22        | 429        | 579        | 1,008        |
|                           |            |            |                  |           |           |           |                |           |                 |          |                    |          |             |           |            |            |              |
| <b>Graduate</b>           |            |            |                  |           |           |           |                |           |                 |          |                    |          |             |           |            |            |              |
| Masters                   | 38         | 64         | 1                | 2         |           |           |                | 2         |                 |          | 2                  | 2        | 1           | 5         | 42         | 75         | 117          |
| Doctoral                  |            |            |                  |           |           |           |                |           |                 |          |                    |          |             |           | 0          | 0          | 0            |
| Special Graduate          |            |            |                  |           |           |           |                |           |                 |          |                    |          | 1           |           | 1          | 0          | 1            |
| <b>Total</b>              | 38         | 64         | 1                | 2         | 0         | 0         | 0              | 2         | 0               | 0        | 2                  | 2        | 2           | 5         | 43         | 75         | 118          |
|                           |            |            |                  |           |           |           |                |           |                 |          |                    |          |             |           |            |            |              |
| <b>Total All Students</b> | <b>398</b> | <b>546</b> | <b>24</b>        | <b>39</b> | <b>11</b> | <b>21</b> | <b>14</b>      | <b>15</b> | <b>5</b>        | <b>3</b> | <b>3</b>           | <b>3</b> | <b>17</b>   | <b>27</b> | <b>472</b> | <b>654</b> | <b>1,126</b> |

**Figures 10 & 11.**  
 College of Education  
 Delivery-Site Head Count and Student Credit Hours  
 Spring 1998 through Spring 2008

Head Count by Student Level



Student Credit Hours by Course Level

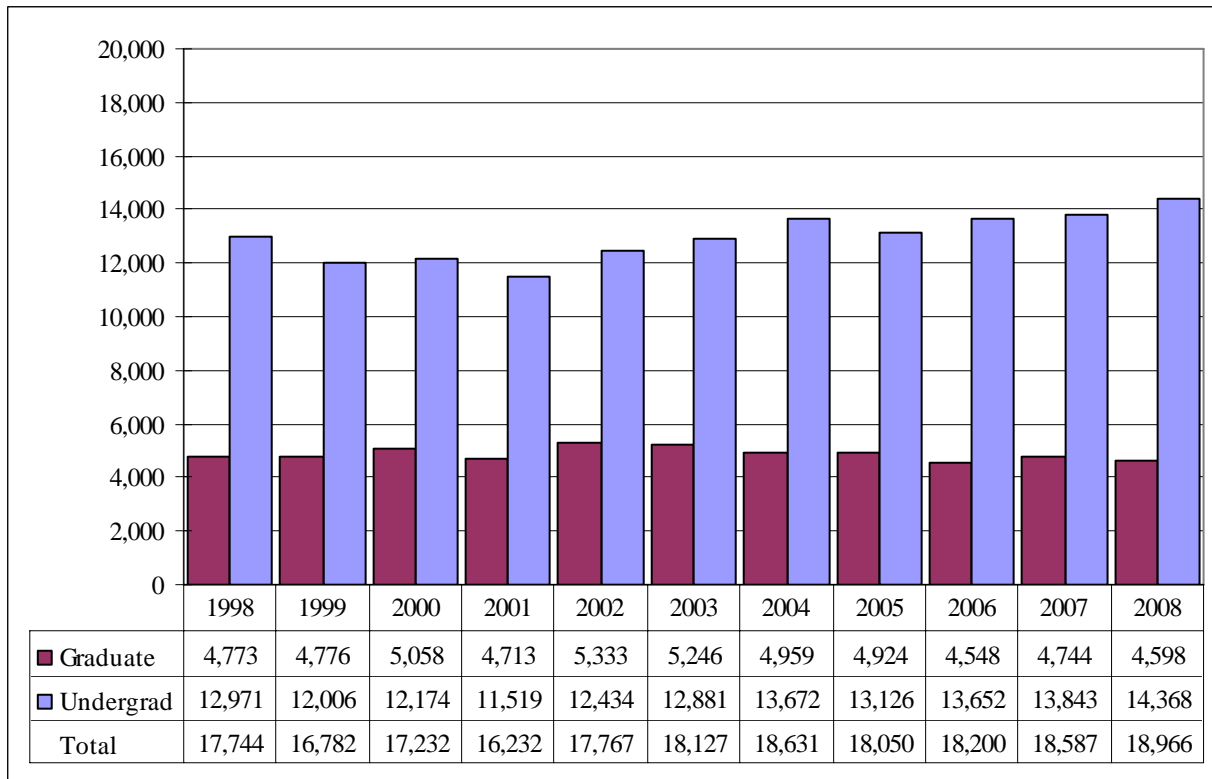


Table 6.

College of Education Head Count Summary for Full and Part-Time,  
Undergraduate and Graduate Students by Gender and Race Classification: Spring 2008

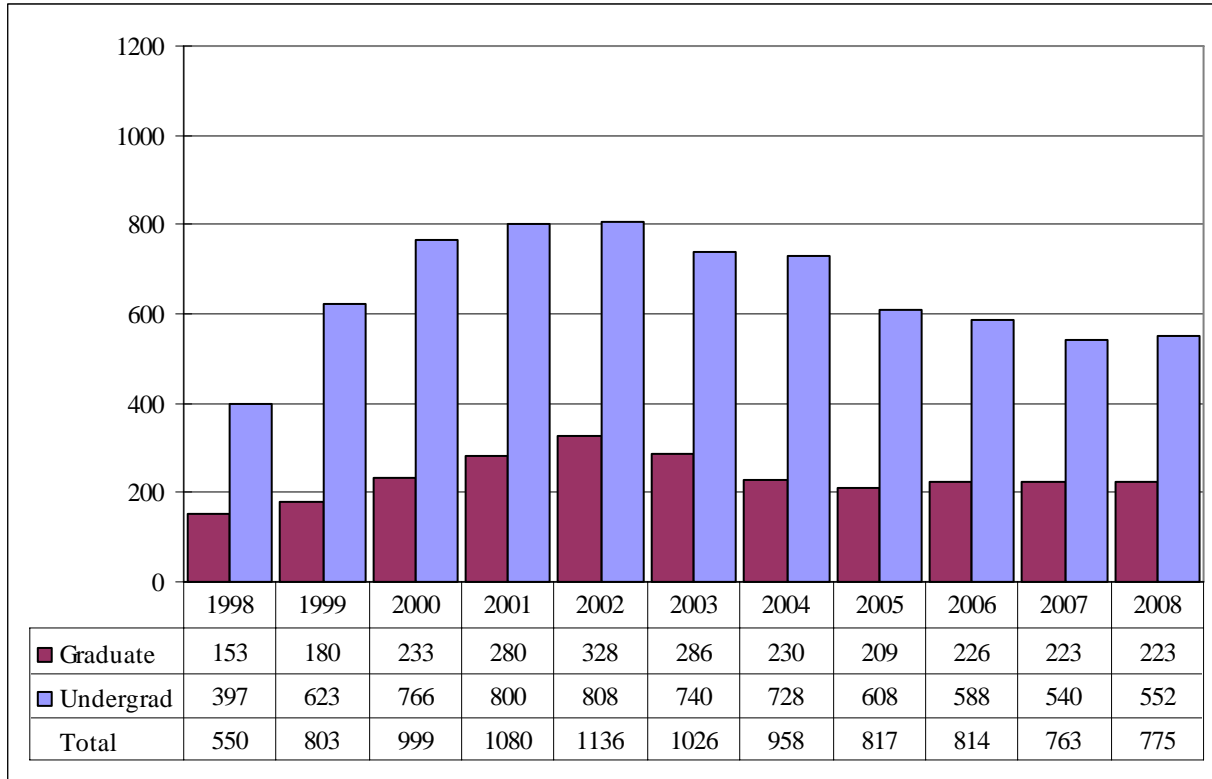
|                        | White      |            | African American |           | Hispanic  |           | Asian American |           | Native American |          | Non-Resident Alien |          | No Response |           | Total      |            |              |
|------------------------|------------|------------|------------------|-----------|-----------|-----------|----------------|-----------|-----------------|----------|--------------------|----------|-------------|-----------|------------|------------|--------------|
|                        | Male       | Female     | Male             | Female    | Male      | Female    | Male           | Female    | Male            | Female   | Male               | Female   | Male        | Female    | Male       | Female     | Total        |
| <b>Full-Time</b>       |            |            |                  |           |           |           |                |           |                 |          |                    |          |             |           |            |            |              |
| <b>Undergraduate</b>   |            |            |                  |           |           |           |                |           |                 |          |                    |          |             |           |            |            |              |
| First-Time Freshmen    | 1          | 2          |                  |           |           |           |                |           |                 |          | 1                  | 1        |             |           | 2          | 3          | 5            |
| Other Freshmen         | 29         | 90         | 2                | 5         | 1         | 5         |                |           |                 |          | 1                  | 1        | 2           | 1         | 35         | 102        | 137          |
| Sophomores             | 45         | 116        |                  | 6         | 1         | 1         | 1              | 6         |                 | 1        | 1                  |          |             | 1         | 48         | 131        | 179          |
| Juniors                | 46         | 197        | 3                | 5         | 5         | 3         | 2              | 3         |                 | 1        | 1                  | 1        | 3           | 5         | 60         | 215        | 275          |
| Seniors                | 91         | 271        | 2                | 12        | 4         | 5         | 5              | 4         |                 | 3        |                    | 1        | 1           | 6         | 103        | 302        | 405          |
| Special                | 20         | 47         |                  | 1         |           | 1         | 1              |           |                 |          |                    |          |             | 2         | 21         | 51         | 72           |
| <b>Total</b>           | <b>232</b> | <b>723</b> | <b>7</b>         | <b>29</b> | <b>11</b> | <b>15</b> | <b>9</b>       | <b>13</b> | <b>0</b>        | <b>5</b> | <b>4</b>           | <b>4</b> | <b>6</b>    | <b>15</b> | <b>269</b> | <b>804</b> | <b>1,073</b> |
|                        |            |            |                  |           |           |           |                |           |                 |          |                    |          |             |           |            |            |              |
| <b>Graduate</b>        |            |            |                  |           |           |           |                |           |                 |          |                    |          |             |           |            |            |              |
| Certificate            | 1          |            | 1                |           |           |           |                |           |                 |          |                    |          |             |           | 2          | 0          | 2            |
| Masters                | 24         | 83         | 2                | 3         |           | 2         | 1              | 2         |                 |          | 5                  | 3        |             | 1         | 32         | 94         | 126          |
| Doctoral               |            |            |                  |           |           |           |                |           |                 |          |                    |          |             |           | 0          | 0          | 0            |
| Special Graduate       |            | 1          |                  |           |           |           |                |           |                 |          |                    |          |             |           | 0          | 1          | 1            |
| <b>Total</b>           | <b>25</b>  | <b>84</b>  | <b>3</b>         | <b>3</b>  | <b>0</b>  | <b>2</b>  | <b>1</b>       | <b>2</b>  | <b>0</b>        | <b>0</b> | <b>5</b>           | <b>3</b> | <b>0</b>    | <b>1</b>  | <b>34</b>  | <b>95</b>  | <b>129</b>   |
| <b>Total Full-Time</b> | <b>257</b> | <b>807</b> | <b>10</b>        | <b>32</b> | <b>11</b> | <b>17</b> | <b>10</b>      | <b>15</b> | <b>0</b>        | <b>5</b> | <b>9</b>           | <b>7</b> | <b>6</b>    | <b>16</b> | <b>303</b> | <b>899</b> | <b>1,202</b> |
|                        |            |            |                  |           |           |           |                |           |                 |          |                    |          |             |           |            |            |              |
| <b>Part-Time</b>       |            |            |                  |           |           |           |                |           |                 |          |                    |          |             |           |            |            |              |
| <b>Undergraduate</b>   |            |            |                  |           |           |           |                |           |                 |          |                    |          |             |           |            |            |              |
| First-Time Freshmen    |            |            |                  |           |           |           |                |           |                 |          |                    |          |             |           | 0          | 0          | 0            |
| Other Freshmen         | 5          | 10         |                  |           |           | 1         |                |           |                 |          |                    |          |             | 1         | 5          | 12         | 17           |
| Sophomores             | 6          | 28         |                  | 3         |           | 1         | 1              |           |                 | 1        |                    |          |             | 7         | 33         | 40         |              |
| Juniors                | 11         | 36         |                  |           | 1         | 3         |                |           |                 |          |                    |          |             | 2         | 12         | 41         | 53           |
| Seniors                | 19         | 46         |                  | 4         |           |           |                | 3         |                 |          | 1                  |          | 1           | 3         | 21         | 56         | 77           |
| Special                | 22         | 49         | 3                | 2         | 1         |           | 1              | 1         |                 |          |                    |          | 1           |           | 28         | 52         | 80           |
| <b>Total</b>           | <b>63</b>  | <b>169</b> | <b>3</b>         | <b>9</b>  | <b>2</b>  | <b>5</b>  | <b>2</b>       | <b>4</b>  | <b>0</b>        | <b>1</b> | <b>1</b>           | <b>0</b> | <b>2</b>    | <b>6</b>  | <b>73</b>  | <b>194</b> | <b>267</b>   |
|                        |            |            |                  |           |           |           |                |           |                 |          |                    |          |             |           |            |            |              |
| <b>Graduate</b>        |            |            |                  |           |           |           |                |           |                 |          |                    |          |             |           |            |            |              |
| Certificate            | 2          | 3          | 1                |           |           |           |                |           |                 |          |                    |          |             |           | 3          | 3          | 6            |
| Masters                | 84         | 381        | 5                | 23        | 1         | 6         | 2              | 5         |                 |          | 2                  | 1        | 3           | 8         | 97         | 424        | 521          |
| Doctoral               | 23         | 22         | 1                | 2         |           | 1         |                |           |                 |          |                    |          |             |           | 24         | 25         | 49           |
| Special Graduate       | 11         | 62         | 1                | 3         | 1         | 1         |                | 1         |                 |          |                    |          |             | 1         | 13         | 68         | 81           |
| <b>Total</b>           | <b>120</b> | <b>468</b> | <b>8</b>         | <b>28</b> | <b>2</b>  | <b>8</b>  | <b>2</b>       | <b>6</b>  | <b>0</b>        | <b>0</b> | <b>2</b>           | <b>1</b> | <b>3</b>    | <b>9</b>  | <b>137</b> | <b>520</b> | <b>657</b>   |
| <b>Total Part-Time</b> | <b>183</b> | <b>637</b> | <b>11</b>        | <b>37</b> | <b>4</b>  | <b>13</b> | <b>4</b>       | <b>10</b> | <b>0</b>        | <b>1</b> | <b>3</b>           | <b>1</b> | <b>5</b>    | <b>15</b> | <b>210</b> | <b>714</b> | <b>924</b>   |

Table 6. (continued)

|                           | White      |              | African American |           | Hispanic  |           | Asian American |           | Native American |          | Non-Resident Alien |          | No Response |           | Total      |              |              |  |
|---------------------------|------------|--------------|------------------|-----------|-----------|-----------|----------------|-----------|-----------------|----------|--------------------|----------|-------------|-----------|------------|--------------|--------------|--|
|                           | Male       | Female       | Male             | Female    | Male      | Female    | Male           | Female    | Male            | Female   | Male               | Female   | Male        | Female    | Male       | Female       | Total        |  |
| <b>Total</b>              |            |              |                  |           |           |           |                |           |                 |          |                    |          |             |           |            |              |              |  |
| <b>Undergraduate</b>      |            |              |                  |           |           |           |                |           |                 |          |                    |          |             |           |            |              |              |  |
| First-Time Freshmen       | 1          | 2            |                  |           |           |           |                |           |                 |          | 1                  | 1        |             |           | 2          | 3            | 5            |  |
| Other Freshmen            | 34         | 100          | 2                | 5         | 1         | 6         |                |           |                 |          | 1                  | 1        | 2           | 2         | 40         | 114          | 154          |  |
| Sophomores                | 51         | 144          |                  | 9         | 1         | 2         | 2              | 6         |                 | 2        | 1                  |          |             | 1         | 55         | 164          | 219          |  |
| Juniors                   | 57         | 233          | 3                | 5         | 6         | 6         | 2              | 3         |                 | 1        | 1                  | 1        | 3           | 7         | 72         | 256          | 328          |  |
| Seniors                   | 110        | 317          | 2                | 16        | 4         | 5         | 5              | 7         |                 | 3        | 1                  | 1        | 2           | 9         | 124        | 358          | 482          |  |
| Special                   | 42         | 96           | 3                | 3         | 1         | 1         | 2              | 1         |                 |          |                    |          | 1           | 2         | 49         | 103          | 152          |  |
| <b>Total</b>              | 295        | 892          | 10               | 38        | 13        | 20        | 11             | 17        | 0               | 6        | 5                  | 4        | 8           | 21        | 342        | 998          | 1,340        |  |
|                           |            |              |                  |           |           |           |                |           |                 |          |                    |          |             |           |            |              |              |  |
| <b>Graduate</b>           |            |              |                  |           |           |           |                |           |                 |          |                    |          |             |           |            |              |              |  |
| Certificate               | 3          | 3            | 2                |           |           |           |                |           |                 |          |                    |          |             |           | 5          | 3            | 8            |  |
| Masters                   | 108        | 464          | 7                | 26        | 1         | 8         | 3              | 7         |                 |          | 7                  | 4        | 3           | 9         | 129        | 518          | 647          |  |
| Doctoral                  | 23         | 22           | 1                | 2         |           | 1         |                |           |                 |          |                    |          |             |           | 24         | 25           | 49           |  |
| Special Graduate          | 11         | 63           | 1                | 3         | 1         | 1         |                | 1         |                 |          |                    |          |             | 1         | 13         | 69           | 82           |  |
| <b>Total</b>              | 145        | 552          | 11               | 31        | 2         | 10        | 3              | 8         | 0               | 0        | 7                  | 4        | 3           | 10        | 171        | 615          | 786          |  |
|                           |            |              |                  |           |           |           |                |           |                 |          |                    |          |             |           |            |              |              |  |
| <b>Total All Students</b> | <b>440</b> | <b>1,444</b> | <b>21</b>        | <b>69</b> | <b>15</b> | <b>30</b> | <b>14</b>      | <b>25</b> | <b>0</b>        | <b>6</b> | <b>12</b>          | <b>8</b> | <b>11</b>   | <b>31</b> | <b>513</b> | <b>1,613</b> | <b>2,126</b> |  |

**Figures 12 & 13.**  
 College of Information Science & Technology  
 Delivery-Site Head Count and Student Credit Hours  
 Spring 1998 through Spring 2008

Head Count by Student Level



Student Credit Hours by Course Level

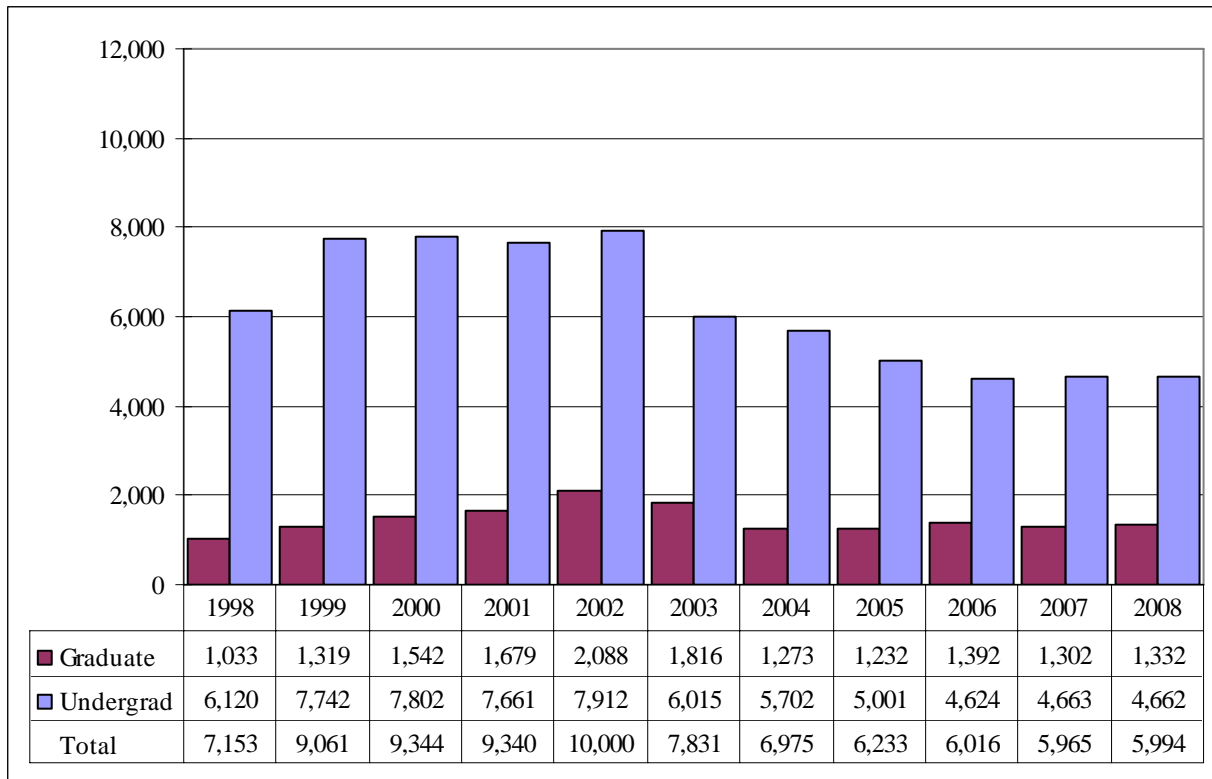


Table 7.

College of Information Science and Technology Head Count Summary for Full and Part-Time, Undergraduate and Graduate Students by Gender and Race Classification: Spring 2008

|                        | White      |           | African American |          | Hispanic |          | Asian American |          | Native American |          | Non-Resident Alien |           | No Response |          | Total      |           |            |
|------------------------|------------|-----------|------------------|----------|----------|----------|----------------|----------|-----------------|----------|--------------------|-----------|-------------|----------|------------|-----------|------------|
|                        | Male       | Female    | Male             | Female   | Male     | Female   | Male           | Female   | Male            | Female   | Male               | Female    | Male        | Female   | Male       | Female    | Total      |
| <b>Full-Time</b>       |            |           |                  |          |          |          |                |          |                 |          |                    |           |             |          |            |           |            |
| <b>Undergraduate</b>   |            |           |                  |          |          |          |                |          |                 |          |                    |           |             |          |            |           |            |
| First-Time Freshmen    | 2          |           |                  |          |          |          |                |          |                 |          | 1                  |           |             |          | 3          | 0         | 3          |
| Other Freshmen         | 54         | 6         | 2                |          | 2        |          | 3              | 1        |                 |          | 19                 | 5         | 3           |          | 83         | 12        | 95         |
| Sophomores             | 67         | 7         | 2                |          |          |          | 4              |          | 1               |          | 12                 | 2         | 1           |          | 87         | 9         | 96         |
| Juniors                | 68         | 9         | 2                |          | 1        | 1        | 3              | 1        | 1               | 1        | 9                  | 1         | 3           | 1        | 87         | 14        | 101        |
| Seniors                | 97         | 8         | 2                |          | 2        | 2        |                |          |                 |          | 9                  |           | 7           |          | 117        | 10        | 127        |
| Special                | 2          |           |                  |          |          |          |                |          |                 |          | 1                  |           |             |          | 3          | 0         | 3          |
| <b>Total</b>           | 290        | 30        | 8                | 0        | 5        | 3        | 10             | 2        | 2               | 1        | 51                 | 8         | 14          | 1        | 380        | 45        | 425        |
| <b>Graduate</b>        |            |           |                  |          |          |          |                |          |                 |          |                    |           |             |          |            |           |            |
| Certificate            |            |           |                  |          |          |          |                |          |                 |          |                    |           |             |          | 0          | 0         | 0          |
| Masters                | 8          |           |                  |          |          |          |                |          |                 |          | 32                 | 13        | 1           | 1        | 41         | 14        | 55         |
| Doctoral               | 3          | 1         |                  |          |          |          |                |          |                 |          | 3                  | 1         |             | 1        | 6          | 3         | 9          |
| Special Graduate       |            |           |                  |          |          |          |                |          |                 |          |                    |           |             |          | 0          | 0         | 0          |
| <b>Total</b>           | 11         | 1         | 0                | 0        | 0        | 0        | 0              | 0        | 0               | 0        | 35                 | 14        | 1           | 2        | 47         | 17        | 64         |
| <b>Total Full-Time</b> | <b>301</b> | <b>31</b> | <b>8</b>         | <b>0</b> | <b>5</b> | <b>3</b> | <b>10</b>      | <b>2</b> | <b>2</b>        | <b>1</b> | <b>86</b>          | <b>22</b> | <b>15</b>   | <b>3</b> | <b>427</b> | <b>62</b> | <b>489</b> |
| <b>Part-Time</b>       |            |           |                  |          |          |          |                |          |                 |          |                    |           |             |          |            |           |            |
| <b>Undergraduate</b>   |            |           |                  |          |          |          |                |          |                 |          |                    |           |             |          |            |           |            |
| First-Time Freshmen    | 1          |           |                  |          |          |          |                |          |                 |          | 4                  | 1         |             |          | 5          | 1         | 6          |
| Other Freshmen         | 2          | 2         |                  |          |          |          | 1              |          |                 |          | 6                  | 1         |             |          | 9          | 3         | 12         |
| Sophomores             | 10         | 1         | 1                |          |          |          | 1              |          |                 |          | 3                  |           |             | 1        | 15         | 2         | 17         |
| Juniors                | 21         | 1         | 3                | 1        |          |          |                |          |                 |          | 2                  |           |             |          | 26         | 2         | 28         |
| Seniors                | 40         | 4         | 2                |          | 2        |          | 3              | 1        | 1               |          |                    | 1         | 1           |          | 49         | 6         | 55         |
| Special                | 5          | 1         |                  |          |          |          |                |          |                 |          | 1                  | 1         | 1           |          | 7          | 2         | 9          |
| <b>Total</b>           | 79         | 9         | 6                | 1        | 2        | 0        | 5              | 1        | 1               | 0        | 16                 | 4         | 2           | 1        | 111        | 16        | 127        |
| <b>Graduate</b>        |            |           |                  |          |          |          |                |          |                 |          |                    |           |             |          |            |           |            |
| Certificate            | 1          | 4         | 1                |          |          |          |                |          |                 |          | 1                  |           | 1           |          | 4          | 4         | 8          |
| Masters                | 81         | 14        | 3                | 1        | 4        |          | 3              | 2        |                 |          | 13                 | 7         | 6           | 2        | 110        | 26        | 136        |
| Doctoral               | 3          | 3         |                  |          |          |          |                | 1        |                 |          | 3                  | 3         | 1           |          | 7          | 7         | 14         |
| Special Graduate       | 1          |           |                  |          |          |          |                |          |                 |          |                    |           |             |          | 1          | 0         | 1          |
| <b>Total</b>           | 86         | 21        | 4                | 1        | 4        | 0        | 3              | 3        | 0               | 0        | 17                 | 10        | 8           | 2        | 122        | 37        | 159        |
| <b>Total Part-Time</b> | <b>165</b> | <b>30</b> | <b>10</b>        | <b>2</b> | <b>6</b> | <b>0</b> | <b>8</b>       | <b>4</b> | <b>1</b>        | <b>0</b> | <b>33</b>          | <b>14</b> | <b>10</b>   | <b>3</b> | <b>233</b> | <b>53</b> | <b>286</b> |

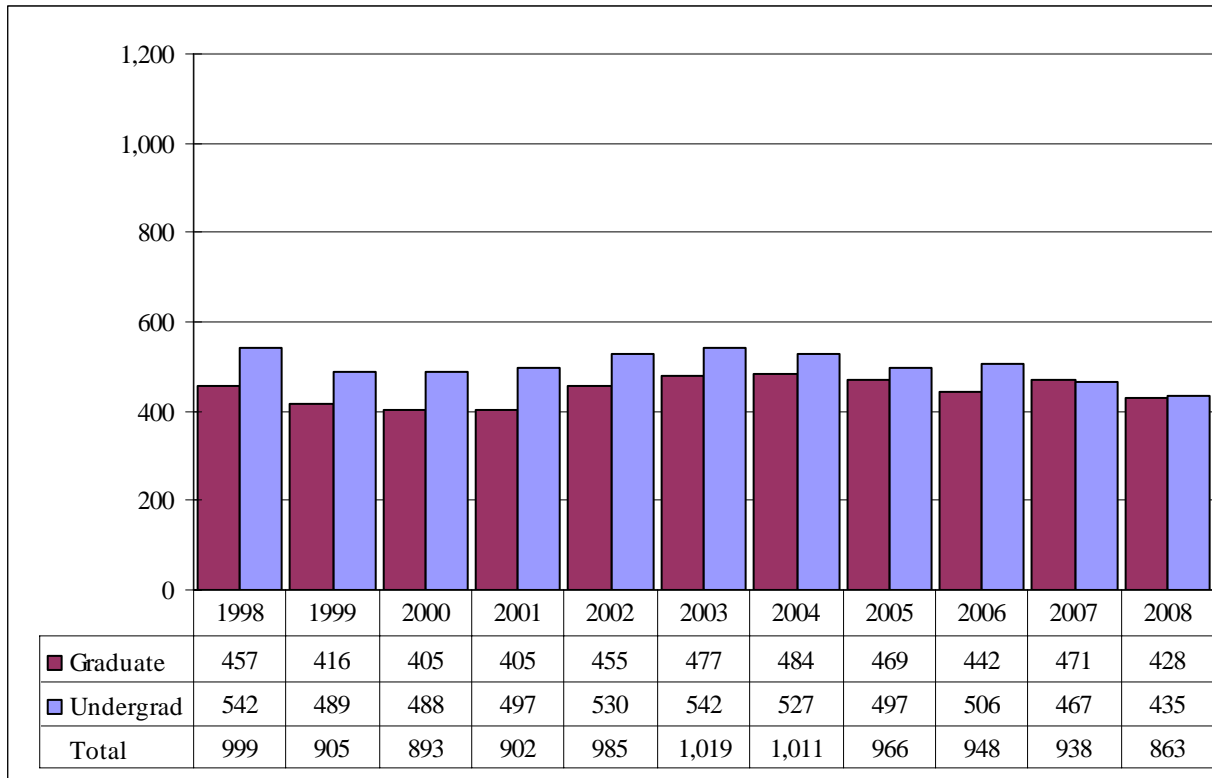


Table 7. (continued)

|                           | White      |           | African American |          | Hispanic  |          | Asian American |          | Native American |          | Non-Resident Alien |           | No Response |          | Total      |            |            |
|---------------------------|------------|-----------|------------------|----------|-----------|----------|----------------|----------|-----------------|----------|--------------------|-----------|-------------|----------|------------|------------|------------|
|                           | Male       | Female    | Male             | Female   | Male      | Female   | Male           | Female   | Male            | Female   | Male               | Female    | Male        | Female   | Male       | Female     | Total      |
| <b>Total</b>              |            |           |                  |          |           |          |                |          |                 |          |                    |           |             |          |            |            |            |
| <b>Undergraduate</b>      |            |           |                  |          |           |          |                |          |                 |          |                    |           |             |          |            |            |            |
| First-Time Freshmen       | 3          |           |                  |          |           |          |                |          |                 |          | 5                  | 1         |             |          | 8          | 1          | 9          |
| Other Freshmen            | 56         | 8         | 2                |          | 2         |          | 4              | 1        |                 |          | 25                 | 6         | 3           |          | 92         | 15         | 107        |
| Sophomores                | 77         | 8         | 3                |          |           |          | 5              |          | 1               |          | 15                 | 2         | 1           | 1        | 102        | 11         | 113        |
| Juniors                   | 89         | 10        | 5                | 1        | 1         | 1        | 3              | 1        | 1               | 1        | 11                 | 1         | 3           | 1        | 113        | 16         | 129        |
| Seniors                   | 137        | 12        | 4                |          | 4         | 2        | 3              | 1        | 1               |          | 9                  | 1         | 8           |          | 166        | 16         | 182        |
| Special                   | 7          | 1         |                  |          |           |          |                |          |                 |          | 2                  | 1         | 1           |          | 10         | 2          | 12         |
| <b>Total</b>              | 369        | 39        | 14               | 1        | 7         | 3        | 15             | 3        | 3               | 1        | 67                 | 12        | 16          | 2        | 491        | 61         | 552        |
|                           |            |           |                  |          |           |          |                |          |                 |          |                    |           |             |          |            |            |            |
| <b>Graduate</b>           |            |           |                  |          |           |          |                |          |                 |          |                    |           |             |          |            |            |            |
| Certificate               | 1          | 4         | 1                |          |           |          |                |          |                 |          | 1                  |           | 1           |          | 4          | 4          | 8          |
| Masters                   | 89         | 14        | 3                | 1        | 4         |          | 3              | 2        |                 |          | 45                 | 20        | 7           | 3        | 151        | 40         | 191        |
| Doctoral                  | 6          | 4         |                  |          |           |          |                | 1        |                 |          | 6                  | 4         | 1           | 1        | 13         | 10         | 23         |
| Special Graduate          | 1          |           |                  |          |           |          |                |          |                 |          |                    |           |             |          | 1          | 0          | 1          |
| <b>Total</b>              | 97         | 22        | 4                | 1        | 4         | 0        | 3              | 3        | 0               | 0        | 52                 | 24        | 9           | 4        | 169        | 54         | 223        |
|                           |            |           |                  |          |           |          |                |          |                 |          |                    |           |             |          |            |            |            |
| <b>Total All Students</b> | <b>466</b> | <b>61</b> | <b>18</b>        | <b>2</b> | <b>11</b> | <b>3</b> | <b>18</b>      | <b>6</b> | <b>3</b>        | <b>1</b> | <b>119</b>         | <b>36</b> | <b>25</b>   | <b>6</b> | <b>660</b> | <b>115</b> | <b>775</b> |

**Figures 14A & 15A.**  
 College of Public Affairs & Community Service  
 Delivery-Site Head Count and Student Credit Hours  
 Spring 1998 through Spring 2008

Head Count by Student Level



Student Credit Hours by Course Level

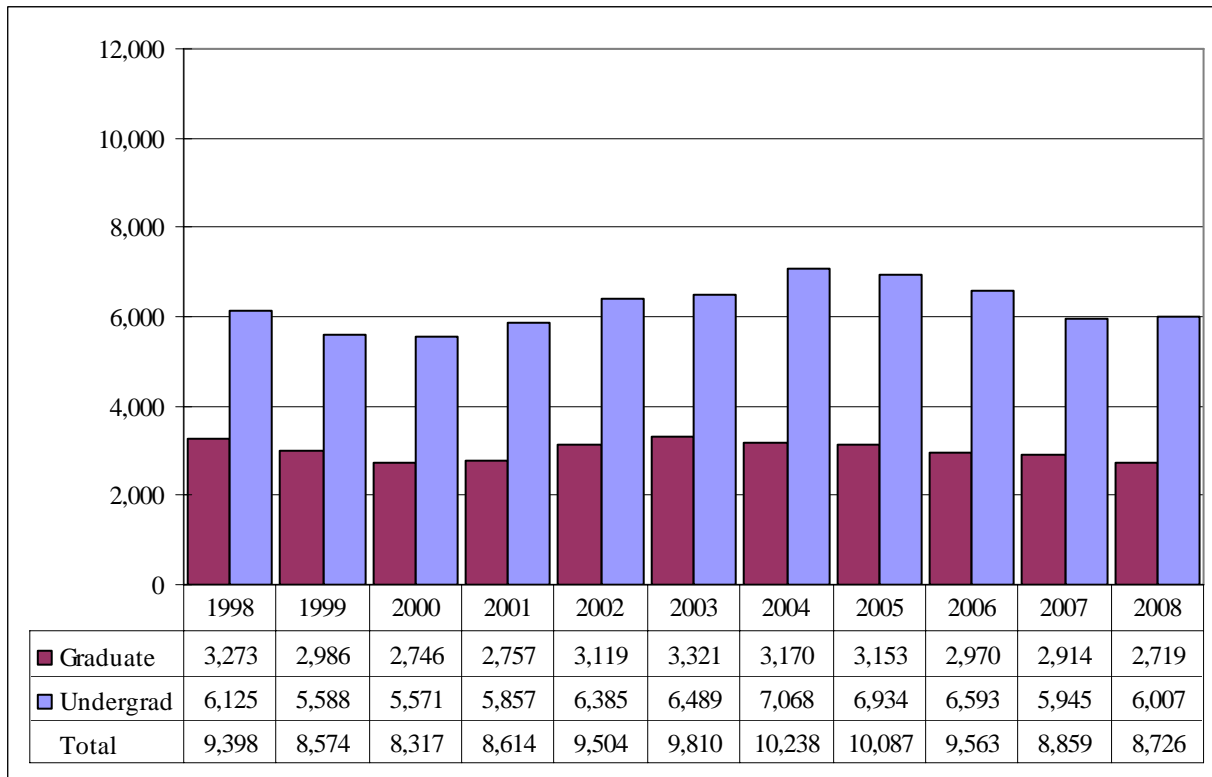


Table 8A.

College of Public Affairs and Community Service Delivery-Site Head Count Summary for Full and Part-Time, Undergraduate and Graduate Students by Gender and Race Classification: Spring 2008

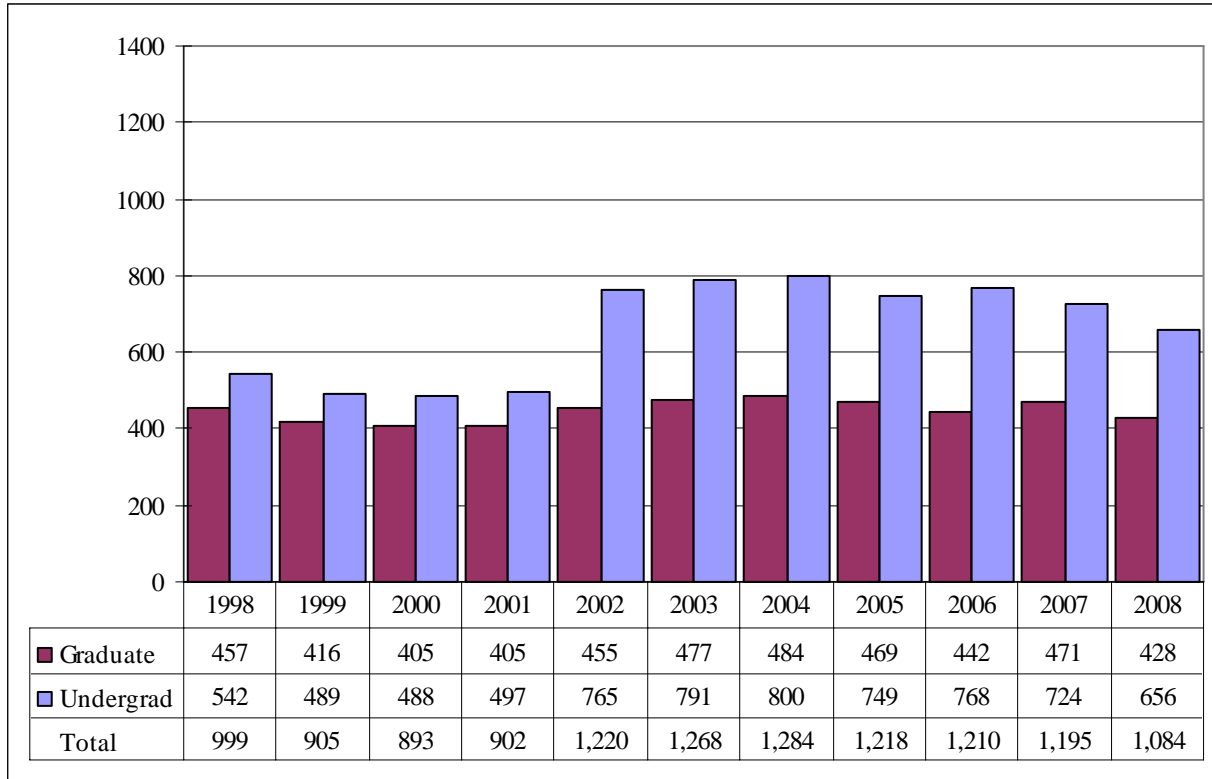
|                        | White      |            | African American |           | Hispanic |           | Asian American |          | Native American |          | Non-Resident Alien |          | No Response |           | Total      |            |            |
|------------------------|------------|------------|------------------|-----------|----------|-----------|----------------|----------|-----------------|----------|--------------------|----------|-------------|-----------|------------|------------|------------|
|                        | Male       | Female     | Male             | Female    | Male     | Female    | Male           | Female   | Male            | Female   | Male               | Female   | Male        | Female    | Male       | Female     | Total      |
| <b>Full-Time</b>       |            |            |                  |           |          |           |                |          |                 |          |                    |          |             |           |            |            |            |
| <b>Undergraduate</b>   |            |            |                  |           |          |           |                |          |                 |          |                    |          |             |           |            |            |            |
| First-Time Freshmen    | 1          |            |                  | 1         |          |           | 1              |          |                 |          |                    |          | 1           | 2         | 2          | 4          |            |
| Other Freshmen         | 34         | 18         |                  | 3         |          | 3         |                |          |                 |          |                    | 2        | 36          | 24        | 60         |            |            |
| Sophomores             | 45         | 27         | 3                | 6         | 4        | 3         | 2              |          |                 |          | 1                  | 1        | 56          | 38        | 94         |            |            |
| Juniors                | 39         | 43         | 2                | 4         | 2        | 3         | 1              | 1        |                 | 1        |                    | 2        | 44          | 54        | 98         |            |            |
| Seniors                | 45         | 43         | 1                | 6         | 1        | 2         |                | 3        |                 |          |                    | 3        | 47          | 57        | 104        |            |            |
| Special                |            |            |                  |           |          |           |                |          |                 |          |                    |          | 0           | 0         | 0          |            |            |
| <b>Total</b>           | 164        | 131        | 6                | 20        | 7        | 11        | 4              | 4        | 0               | 1        | 1                  | 1        | 3           | 7         | 185        | 175        | 360        |
|                        |            |            |                  |           |          |           |                |          |                 |          |                    |          |             |           |            |            |            |
| <b>Graduate</b>        |            |            |                  |           |          |           |                |          |                 |          |                    |          |             |           |            |            |            |
| Certificate            |            | 2          |                  |           |          |           |                |          |                 |          |                    |          |             |           | 0          | 2          | 2          |
| Masters                | 14         | 85         |                  | 1         |          |           | 1              | 2        |                 |          | 1                  | 3        | 1           | 2         | 17         | 93         | 110        |
| Doctoral               | 3          | 5          |                  | 1         |          |           |                | 1        |                 |          | 4                  | 1        |             |           | 7          | 8          | 15         |
| Special Graduate       |            |            |                  |           |          |           |                |          |                 |          |                    |          |             |           | 0          | 0          | 0          |
| <b>Total</b>           | 17         | 92         | 0                | 2         | 0        | 0         | 1              | 3        | 0               | 0        | 5                  | 4        | 1           | 2         | 24         | 103        | 127        |
| <b>Total Full-Time</b> | <b>181</b> | <b>223</b> | <b>6</b>         | <b>22</b> | <b>7</b> | <b>11</b> | <b>5</b>       | <b>7</b> | <b>0</b>        | <b>1</b> | <b>6</b>           | <b>5</b> | <b>4</b>    | <b>9</b>  | <b>209</b> | <b>278</b> | <b>487</b> |
|                        |            |            |                  |           |          |           |                |          |                 |          |                    |          |             |           |            |            |            |
| <b>Part-Time</b>       |            |            |                  |           |          |           |                |          |                 |          |                    |          |             |           |            |            |            |
| <b>Undergraduate</b>   |            |            |                  |           |          |           |                |          |                 |          |                    |          |             |           |            |            |            |
| First-Time Freshmen    |            |            |                  |           |          |           |                |          |                 |          |                    |          |             |           | 0          | 0          | 0          |
| Other Freshmen         | 2          | 3          |                  |           |          |           |                |          |                 |          |                    |          |             |           | 2          | 3          | 5          |
| Sophomores             | 5          | 4          | 1                |           |          |           |                |          |                 |          |                    |          |             |           | 6          | 4          | 10         |
| Juniors                | 6          | 7          | 1                | 2         |          |           | 1              |          |                 |          |                    |          |             |           | 8          | 9          | 17         |
| Seniors                | 25         | 12         | 1                | 2         | 1        | 1         |                |          |                 |          |                    |          |             |           | 27         | 15         | 42         |
| Special                |            | 1          |                  |           |          |           |                |          |                 |          |                    |          |             |           | 0          | 1          | 1          |
| <b>Total</b>           | 38         | 27         | 3                | 4         | 1        | 1         | 1              | 0        | 0               | 0        | 0                  | 0        | 0           | 0         | 43         | 32         | 75         |
|                        |            |            |                  |           |          |           |                |          |                 |          |                    |          |             |           |            |            |            |
| <b>Graduate</b>        |            |            |                  |           |          |           |                |          |                 |          |                    |          |             |           |            |            |            |
| Certificate            | 1          | 7          |                  | 1         |          |           |                |          |                 |          |                    |          |             |           | 1          | 8          | 9          |
| Masters                | 78         | 139        | 6                | 7         | 5        | 6         | 1              | 5        |                 | 1        | 2                  |          | 4           | 10        | 96         | 168        | 264        |
| Doctoral               | 7          | 10         | 1                | 1         |          |           | 1              |          |                 |          | 5                  | 1        | 2           |           | 16         | 12         | 28         |
| Special Graduate       |            |            |                  |           |          |           |                |          |                 |          |                    |          |             |           | 0          | 0          | 0          |
| <b>Total</b>           | 86         | 156        | 7                | 9         | 5        | 6         | 2              | 5        | 0               | 1        | 7                  | 1        | 6           | 10        | 113        | 188        | 301        |
| <b>Total Part-Time</b> | <b>124</b> | <b>183</b> | <b>10</b>        | <b>13</b> | <b>6</b> | <b>7</b>  | <b>3</b>       | <b>5</b> | <b>0</b>        | <b>1</b> | <b>7</b>           | <b>1</b> | <b>6</b>    | <b>10</b> | <b>156</b> | <b>220</b> | <b>376</b> |

Table 8A. (continued)

|                           | White      |            | African American |           | Hispanic  |           | Asian American |           | Native American |          | Non-Resident Alien |          | No Response |           | Total      |            |            |
|---------------------------|------------|------------|------------------|-----------|-----------|-----------|----------------|-----------|-----------------|----------|--------------------|----------|-------------|-----------|------------|------------|------------|
|                           | Male       | Female     | Male             | Female    | Male      | Female    | Male           | Female    | Male            | Female   | Male               | Female   | Male        | Female    | Male       | Female     | Total      |
| <b>Total</b>              |            |            |                  |           |           |           |                |           |                 |          |                    |          |             |           |            |            |            |
| <b>Undergraduate</b>      |            |            |                  |           |           |           |                |           |                 |          |                    |          |             |           |            |            |            |
| First-Time Freshmen       | 1          |            |                  | 1         |           |           | 1              |           |                 |          |                    |          | 1           | 2         | 2          | 4          |            |
| Other Freshmen            | 36         | 21         |                  | 3         |           | 3         |                |           |                 |          |                    |          | 2           | 38        | 27         | 65         |            |
| Sophomores                | 50         | 31         | 4                | 6         | 4         | 3         | 2              |           |                 |          | 1                  | 1        | 1           | 62        | 42         | 104        |            |
| Juniors                   | 45         | 50         | 3                | 6         | 2         | 3         | 2              | 1         |                 | 1        |                    |          | 2           | 52        | 63         | 115        |            |
| Seniors                   | 70         | 55         | 2                | 8         | 2         | 3         |                | 3         |                 |          |                    |          | 3           | 74        | 72         | 146        |            |
| Special                   |            | 1          |                  |           |           |           |                |           |                 |          |                    |          |             | 0         | 1          | 1          |            |
| <b>Total</b>              | 202        | 158        | 9                | 24        | 8         | 12        | 5              | 4         | 0               | 1        | 1                  | 1        | 3           | 7         | 228        | 207        | 435        |
| <b>Graduate</b>           |            |            |                  |           |           |           |                |           |                 |          |                    |          |             |           |            |            |            |
| Certificate               | 1          | 9          |                  | 1         |           |           |                |           |                 |          |                    |          |             |           | 1          | 10         | 11         |
| Masters                   | 92         | 224        | 6                | 8         | 5         | 6         | 2              | 7         |                 | 1        | 3                  | 3        | 5           | 12        | 113        | 261        | 374        |
| Doctoral                  | 10         | 15         | 1                | 2         |           |           | 1              | 1         |                 |          | 9                  | 2        | 2           |           | 23         | 20         | 43         |
| Special Graduate          |            |            |                  |           |           |           |                |           |                 |          |                    |          |             |           | 0          | 0          | 0          |
| <b>Total</b>              | 103        | 248        | 7                | 11        | 5         | 6         | 3              | 8         | 0               | 1        | 12                 | 5        | 7           | 12        | 137        | 291        | 428        |
| <b>Total All Students</b> | <b>305</b> | <b>406</b> | <b>16</b>        | <b>35</b> | <b>13</b> | <b>18</b> | <b>8</b>       | <b>12</b> | <b>0</b>        | <b>2</b> | <b>13</b>          | <b>6</b> | <b>10</b>   | <b>19</b> | <b>365</b> | <b>498</b> | <b>863</b> |

**Figures 14B & 15B.**  
 College of Public Affairs & Community Service  
 Administrative-Site Head Count and Student Credit Hours  
 Spring 1998 through Spring 2008

Head Count by Student Level



Student Credit Hours by Course Level

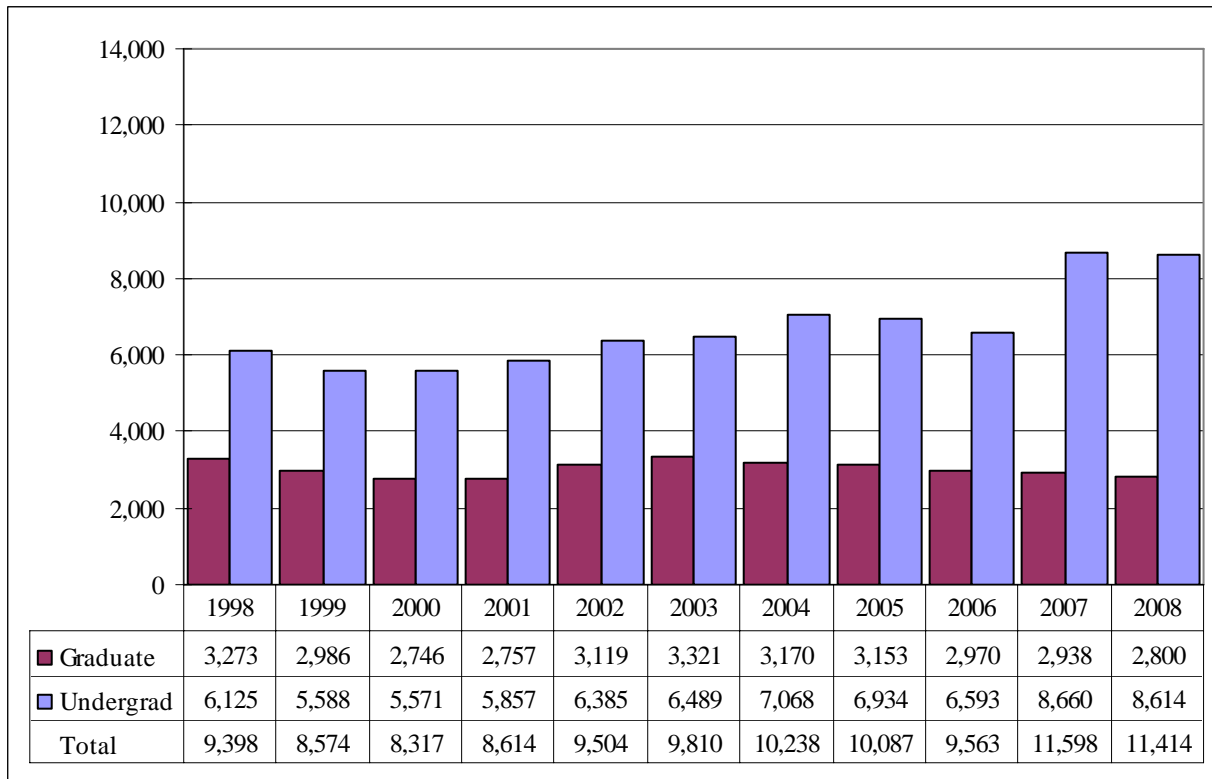


Table 8B.

College of Public Affairs and Community Service Administrative-Site Head Count Summary for Full and Part-Time, Undergraduate and Graduate Students by Gender and Race Classification: Spring 2008

|                        | White      |            | African American |           | Hispanic |           | Asian American |          | Native American |          | Non-Resident Alien |          | No Response |           | Total      |            |            |
|------------------------|------------|------------|------------------|-----------|----------|-----------|----------------|----------|-----------------|----------|--------------------|----------|-------------|-----------|------------|------------|------------|
|                        | Male       | Female     | Male             | Female    | Male     | Female    | Male           | Female   | Male            | Female   | Male               | Female   | Male        | Female    | Male       | Female     | Total      |
| <b>Full-Time</b>       |            |            |                  |           |          |           |                |          |                 |          |                    |          |             |           |            |            |            |
| <b>Undergraduate</b>   |            |            |                  |           |          |           |                |          |                 |          |                    |          |             |           |            |            |            |
| First-Time Freshmen    | 4          |            |                  | 1         |          |           | 1              |          |                 |          |                    |          |             | 1         | 5          | 2          | 7          |
| Other Freshmen         | 57         | 26         | 2                | 3         |          | 3         |                |          |                 |          | 1                  |          | 5           | 1         | 65         | 33         | 98         |
| Sophomores             | 65         | 32         | 3                | 9         | 5        | 3         | 2              |          |                 |          | 1                  | 1        | 4           | 4         | 80         | 49         | 129        |
| Juniors                | 70         | 57         | 3                | 4         | 2        | 5         | 1              | 1        | 1               | 1        |                    |          | 5           | 6         | 82         | 74         | 156        |
| Seniors                | 78         | 66         | 3                | 6         | 1        | 3         |                | 3        |                 | 1        |                    |          | 4           | 8         | 86         | 87         | 173        |
| Special                |            |            |                  |           |          |           |                |          |                 |          |                    |          |             |           | 0          | 0          | 0          |
| <b>Total</b>           | <b>274</b> | <b>181</b> | <b>11</b>        | <b>23</b> | <b>8</b> | <b>14</b> | <b>4</b>       | <b>4</b> | <b>1</b>        | <b>2</b> | <b>2</b>           | <b>1</b> | <b>18</b>   | <b>20</b> | <b>318</b> | <b>245</b> | <b>563</b> |
| <b>Graduate</b>        |            |            |                  |           |          |           |                |          |                 |          |                    |          |             |           |            |            |            |
| Certificate            |            | 2          |                  |           |          |           |                |          |                 |          |                    |          |             |           | 0          | 2          | 2          |
| Masters                | 14         | 85         |                  | 1         |          |           | 1              | 2        |                 |          | 1                  | 3        | 1           | 2         | 17         | 93         | 110        |
| Doctoral               | 3          | 5          |                  | 1         |          |           |                | 1        |                 |          | 4                  | 1        |             |           | 7          | 8          | 15         |
| Special Graduate       |            |            |                  |           |          |           |                |          |                 |          |                    |          |             |           | 0          | 0          | 0          |
| <b>Total</b>           | <b>17</b>  | <b>92</b>  | <b>0</b>         | <b>2</b>  | <b>0</b> | <b>0</b>  | <b>1</b>       | <b>3</b> | <b>0</b>        | <b>0</b> | <b>5</b>           | <b>4</b> | <b>1</b>    | <b>2</b>  | <b>24</b>  | <b>103</b> | <b>127</b> |
| <b>Total Full-Time</b> | <b>291</b> | <b>273</b> | <b>11</b>        | <b>25</b> | <b>8</b> | <b>14</b> | <b>5</b>       | <b>7</b> | <b>1</b>        | <b>2</b> | <b>7</b>           | <b>5</b> | <b>19</b>   | <b>22</b> | <b>342</b> | <b>348</b> | <b>690</b> |
| <b>Part-Time</b>       |            |            |                  |           |          |           |                |          |                 |          |                    |          |             |           |            |            |            |
| <b>Undergraduate</b>   |            |            |                  |           |          |           |                |          |                 |          |                    |          |             |           |            |            |            |
| First-Time Freshmen    | 1          |            |                  |           |          |           |                |          |                 |          |                    |          |             |           | 1          | 0          | 1          |
| Other Freshmen         | 3          | 3          |                  |           |          |           |                |          |                 |          |                    |          |             |           | 3          | 3          | 6          |
| Sophomores             | 7          | 4          | 1                |           |          |           |                |          |                 |          |                    |          |             |           | 8          | 4          | 12         |
| Juniors                | 7          | 7          | 1                | 3         |          |           | 1              |          |                 |          |                    |          |             |           | 9          | 10         | 19         |
| Seniors                | 32         | 17         | 1                | 2         | 1        | 1         |                |          |                 |          |                    |          |             |           | 34         | 20         | 54         |
| Special                |            | 1          |                  |           |          |           |                |          |                 |          |                    |          |             |           | 0          | 1          | 1          |
| <b>Total</b>           | <b>50</b>  | <b>32</b>  | <b>3</b>         | <b>5</b>  | <b>1</b> | <b>1</b>  | <b>1</b>       | <b>0</b> | <b>0</b>        | <b>0</b> | <b>0</b>           | <b>0</b> | <b>0</b>    | <b>0</b>  | <b>55</b>  | <b>38</b>  | <b>93</b>  |
| <b>Graduate</b>        |            |            |                  |           |          |           |                |          |                 |          |                    |          |             |           |            |            |            |
| Certificate            | 1          | 7          |                  | 1         |          |           |                |          |                 |          |                    |          |             |           | 1          | 8          | 9          |
| Masters                | 78         | 139        | 6                | 7         | 5        | 6         | 1              | 5        |                 | 1        | 2                  |          | 4           | 10        | 96         | 168        | 264        |
| Doctoral               | 7          | 10         | 1                | 1         |          |           | 1              |          |                 |          | 5                  | 1        | 2           |           | 16         | 12         | 28         |
| Special Graduate       |            |            |                  |           |          |           |                |          |                 |          |                    |          |             |           | 0          | 0          | 0          |
| <b>Total</b>           | <b>86</b>  | <b>156</b> | <b>7</b>         | <b>9</b>  | <b>5</b> | <b>6</b>  | <b>2</b>       | <b>5</b> | <b>0</b>        | <b>1</b> | <b>7</b>           | <b>1</b> | <b>6</b>    | <b>10</b> | <b>113</b> | <b>188</b> | <b>301</b> |
| <b>Total Part-Time</b> | <b>136</b> | <b>188</b> | <b>10</b>        | <b>14</b> | <b>6</b> | <b>7</b>  | <b>3</b>       | <b>5</b> | <b>0</b>        | <b>1</b> | <b>7</b>           | <b>1</b> | <b>6</b>    | <b>10</b> | <b>168</b> | <b>226</b> | <b>394</b> |

Table 8B. (continued)

|                           | White      |            | African American |           | Hispanic  |           | Asian American |           | Native American |          | Non-Resident Alien |          | No Response |           | Total      |            |              |
|---------------------------|------------|------------|------------------|-----------|-----------|-----------|----------------|-----------|-----------------|----------|--------------------|----------|-------------|-----------|------------|------------|--------------|
|                           | Male       | Female     | Male             | Female    | Male      | Female    | Male           | Female    | Male            | Female   | Male               | Female   | Male        | Female    | Male       | Female     | Total        |
| <b>Total</b>              |            |            |                  |           |           |           |                |           |                 |          |                    |          |             |           |            |            |              |
| <b>Undergraduate</b>      |            |            |                  |           |           |           |                |           |                 |          |                    |          |             |           |            |            |              |
| First-Time Freshmen       | 5          |            |                  | 1         |           |           | 1              |           |                 |          |                    |          | 1           | 6         | 2          | 8          |              |
| Other Freshmen            | 60         | 29         | 2                | 3         |           | 3         |                |           |                 |          | 1                  |          | 5           | 1         | 68         | 36         | 104          |
| Sophomores                | 72         | 36         | 4                | 9         | 5         | 3         | 2              |           |                 |          | 1                  | 1        | 4           | 4         | 88         | 53         | 141          |
| Juniors                   | 77         | 64         | 4                | 7         | 2         | 5         | 2              | 1         | 1               | 1        |                    |          | 5           | 6         | 91         | 84         | 175          |
| Seniors                   | 110        | 83         | 4                | 8         | 2         | 4         |                | 3         |                 | 1        |                    |          | 4           | 8         | 120        | 107        | 227          |
| Special                   |            | 1          |                  |           |           |           |                |           |                 |          |                    |          |             |           | 0          | 1          | 1            |
| <b>Total</b>              | 324        | 213        | 14               | 28        | 9         | 15        | 5              | 4         | 1               | 2        | 2                  | 1        | 18          | 20        | 373        | 283        | 656          |
|                           |            |            |                  |           |           |           |                |           |                 |          |                    |          |             |           |            |            |              |
| <b>Graduate</b>           |            |            |                  |           |           |           |                |           |                 |          |                    |          |             |           |            |            |              |
| Certificate               | 1          | 9          |                  | 1         |           |           |                |           |                 |          |                    |          |             |           | 1          | 10         | 11           |
| Masters                   | 92         | 224        | 6                | 8         | 5         | 6         | 2              | 7         |                 | 1        | 3                  | 3        | 5           | 12        | 113        | 261        | 374          |
| Doctoral                  | 10         | 15         | 1                | 2         |           |           | 1              | 1         |                 |          | 9                  | 2        | 2           |           | 23         | 20         | 43           |
| Special Graduate          |            |            |                  |           |           |           |                |           |                 |          |                    |          |             |           | 0          | 0          | 0            |
| <b>Total</b>              | 103        | 248        | 7                | 11        | 5         | 6         | 3              | 8         |                 | 1        | 12                 | 5        | 7           | 12        | 137        | 291        | 428          |
|                           |            |            |                  |           |           |           |                |           |                 |          |                    |          |             |           |            |            |              |
| <b>Total All Students</b> | <b>427</b> | <b>461</b> | <b>21</b>        | <b>39</b> | <b>14</b> | <b>21</b> | <b>8</b>       | <b>12</b> | <b>1</b>        | <b>3</b> | <b>14</b>          | <b>6</b> | <b>25</b>   | <b>32</b> | <b>510</b> | <b>574</b> | <b>1,084</b> |

**Figure 16.**  
 College of CPACS, Division of Continuing Studies  
 Delivery-Site Head Count  
 Spring 1998 through Spring 2008

Head Count by Student Level

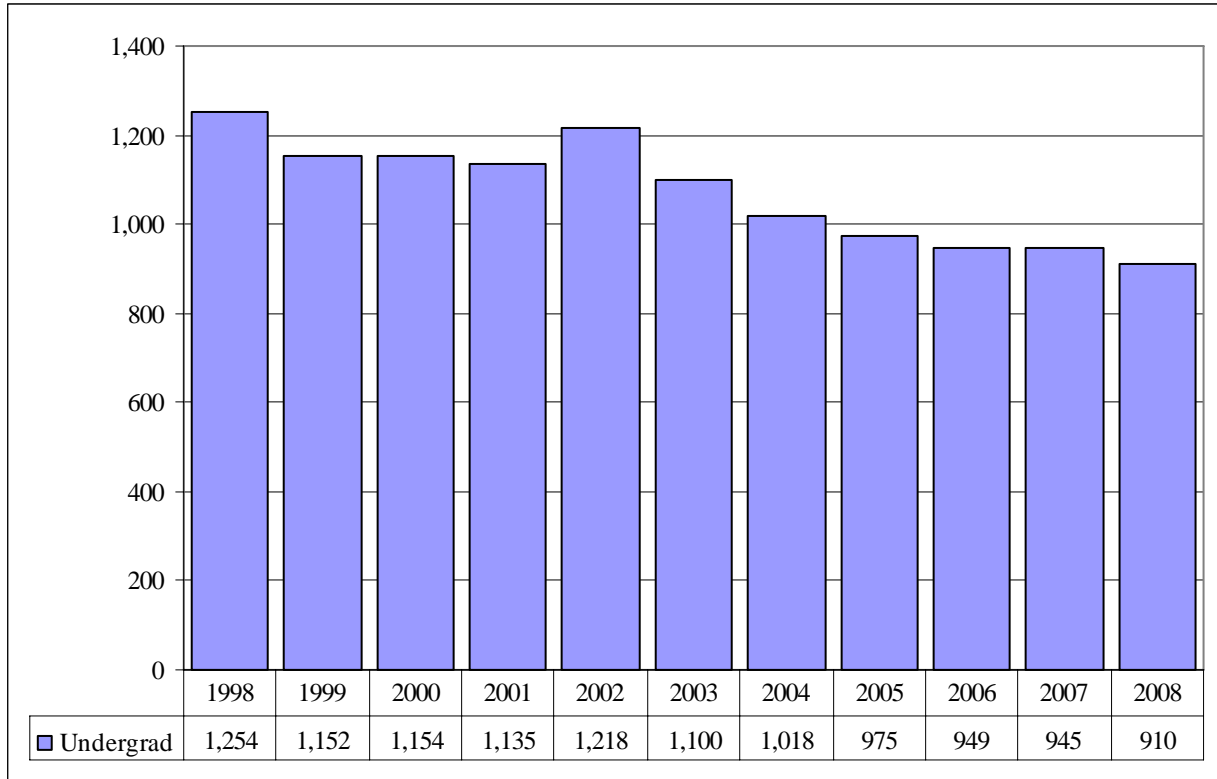




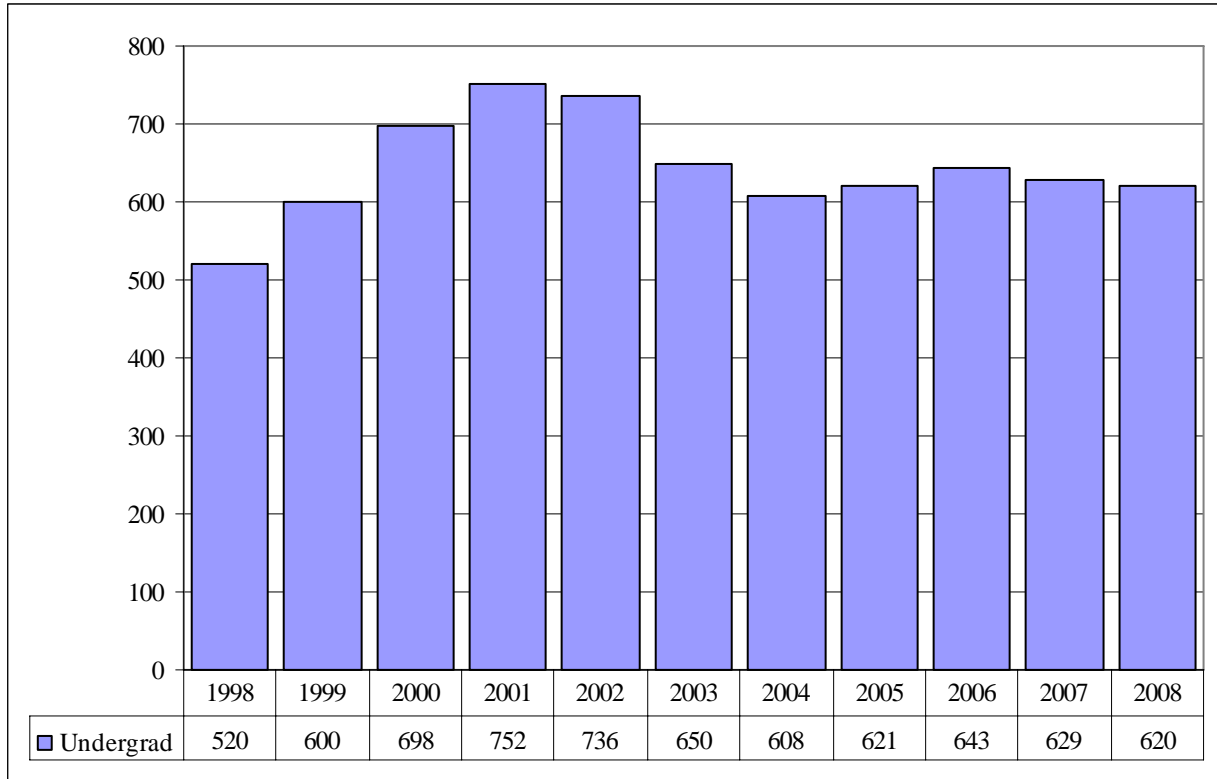
Table 9.

College of CPACS Division of Continuing Studies Head Count Summary for Full and Part-Time, Undergraduate Students by Gender and Race Classification: Spring 2008

|                           | White      |            | African American |           | Hispanic  |           | Asian American |          | Native American |          | Non-Resident Alien |          | No Response |           | Total      |            |            |
|---------------------------|------------|------------|------------------|-----------|-----------|-----------|----------------|----------|-----------------|----------|--------------------|----------|-------------|-----------|------------|------------|------------|
|                           | Male       | Female     | Male             | Female    | Male      | Female    | Male           | Female   | Male            | Female   | Male               | Female   | Male        | Female    | Male       | Female     | Total      |
| <b>Full-Time</b>          |            |            |                  |           |           |           |                |          |                 |          |                    |          |             |           |            |            |            |
| <b>Undergraduate</b>      |            |            |                  |           |           |           |                |          |                 |          |                    |          |             |           |            |            |            |
| First-Time Freshmen       |            |            | 1                |           |           |           |                |          |                 |          |                    |          |             |           | 1          | 0          | 1          |
| Other Freshmen            | 8          | 3          | 4                | 6         | 1         |           |                |          | 1               |          |                    |          | 2           |           | 16         | 9          | 25         |
| Sophomores                | 39         | 32         | 6                | 1         | 1         | 2         |                |          |                 |          | 1                  | 1        | 1           | 2         | 48         | 38         | 86         |
| Juniors                   | 71         | 51         | 9                | 5         | 2         | 3         | 2              | 1        |                 | 3        | 2                  |          | 6           | 1         | 92         | 64         | 156        |
| Seniors                   | 68         | 44         | 11               | 8         | 2         | 6         |                |          | 1               |          | 1                  | 1        | 2           | 6         | 85         | 65         | 150        |
| Special                   | 2          | 1          |                  |           |           |           |                |          |                 |          | 2                  |          |             |           | 4          | 1          | 5          |
| <b>Total</b>              | <b>188</b> | <b>131</b> | <b>31</b>        | <b>20</b> | <b>6</b>  | <b>11</b> | <b>2</b>       | <b>1</b> | <b>2</b>        | <b>3</b> | <b>6</b>           | <b>2</b> | <b>11</b>   | <b>9</b>  | <b>246</b> | <b>177</b> | <b>423</b> |
| <b>Total Full-Time</b>    | <b>188</b> | <b>131</b> | <b>31</b>        | <b>20</b> | <b>6</b>  | <b>11</b> | <b>2</b>       | <b>1</b> | <b>2</b>        | <b>3</b> | <b>6</b>           | <b>2</b> | <b>11</b>   | <b>9</b>  | <b>246</b> | <b>177</b> | <b>423</b> |
|                           |            |            |                  |           |           |           |                |          |                 |          |                    |          |             |           |            |            |            |
| <b>Part-Time</b>          |            |            |                  |           |           |           |                |          |                 |          |                    |          |             |           |            |            |            |
| <b>Undergraduate</b>      |            |            |                  |           |           |           |                |          |                 |          |                    |          |             |           |            |            |            |
| First-Time Freshmen       | 1          |            | 1                | 1         |           |           | 2              |          |                 |          |                    |          |             |           | 4          | 1          | 5          |
| Other Freshmen            | 28         | 13         | 4                | 2         | 3         | 1         |                |          |                 |          | 1                  |          | 4           | 2         | 40         | 18         | 58         |
| Sophomores                | 32         | 26         | 3                | 4         | 2         | 2         |                | 1        |                 |          |                    |          | 1           |           | 38         | 33         | 71         |
| Juniors                   | 44         | 54         | 5                | 5         | 2         | 4         | 2              |          |                 |          |                    |          | 3           | 4         | 56         | 67         | 123        |
| Seniors                   | 81         | 81         | 11               | 18        | 6         | 3         | 1              | 1        |                 | 2        | 1                  |          | 4           | 4         | 104        | 109        | 213        |
| Special                   | 5          | 7          | 1                | 1         |           |           |                | 2        |                 |          |                    |          | 1           |           | 7          | 10         | 17         |
| <b>Total</b>              | <b>191</b> | <b>181</b> | <b>25</b>        | <b>31</b> | <b>13</b> | <b>10</b> | <b>5</b>       | <b>4</b> | <b>0</b>        | <b>2</b> | <b>2</b>           | <b>0</b> | <b>13</b>   | <b>10</b> | <b>249</b> | <b>238</b> | <b>487</b> |
| <b>Total Part-Time</b>    | <b>191</b> | <b>181</b> | <b>25</b>        | <b>31</b> | <b>13</b> | <b>10</b> | <b>5</b>       | <b>4</b> | <b>0</b>        | <b>2</b> | <b>2</b>           | <b>0</b> | <b>13</b>   | <b>10</b> | <b>249</b> | <b>238</b> | <b>487</b> |
|                           |            |            |                  |           |           |           |                |          |                 |          |                    |          |             |           |            |            |            |
| <b>Total</b>              |            |            |                  |           |           |           |                |          |                 |          |                    |          |             |           |            |            |            |
| <b>Undergraduate</b>      |            |            |                  |           |           |           |                |          |                 |          |                    |          |             |           |            |            |            |
| First-Time Freshmen       | 1          |            | 2                | 1         |           |           | 2              |          |                 |          |                    |          |             |           | 5          | 1          | 6          |
| Other Freshmen            | 36         | 16         | 8                | 8         | 4         | 1         |                |          | 1               |          | 1                  |          | 6           | 2         | 56         | 27         | 83         |
| Sophomores                | 71         | 58         | 9                | 5         | 3         | 4         |                | 1        |                 |          | 1                  | 1        | 2           | 2         | 86         | 71         | 157        |
| Juniors                   | 115        | 105        | 14               | 10        | 4         | 7         | 4              | 1        |                 | 3        | 2                  |          | 9           | 5         | 148        | 131        | 279        |
| Seniors                   | 149        | 125        | 22               | 26        | 8         | 9         | 1              | 1        | 1               | 2        | 2                  | 1        | 6           | 10        | 189        | 174        | 363        |
| Special                   | 7          | 8          | 1                | 1         |           |           |                | 2        |                 |          | 2                  |          | 1           |           | 11         | 11         | 22         |
| <b>Total</b>              | <b>379</b> | <b>312</b> | <b>56</b>        | <b>51</b> | <b>19</b> | <b>21</b> | <b>7</b>       | <b>5</b> | <b>2</b>        | <b>5</b> | <b>8</b>           | <b>2</b> | <b>24</b>   | <b>19</b> | <b>495</b> | <b>415</b> | <b>910</b> |
|                           |            |            |                  |           |           |           |                |          |                 |          |                    |          |             |           |            |            |            |
| <b>Total All Students</b> | <b>379</b> | <b>312</b> | <b>56</b>        | <b>51</b> | <b>19</b> | <b>21</b> | <b>7</b>       | <b>5</b> | <b>2</b>        | <b>5</b> | <b>8</b>           | <b>2</b> | <b>24</b>   | <b>19</b> | <b>495</b> | <b>415</b> | <b>910</b> |

**Figures 17 & 18**  
 University Division  
 Delivery-Site Head Count and Student Credit Hours  
 Spring 1998 through Spring 2008

Head Count by Student Level



Student Credit Hours by Course Level

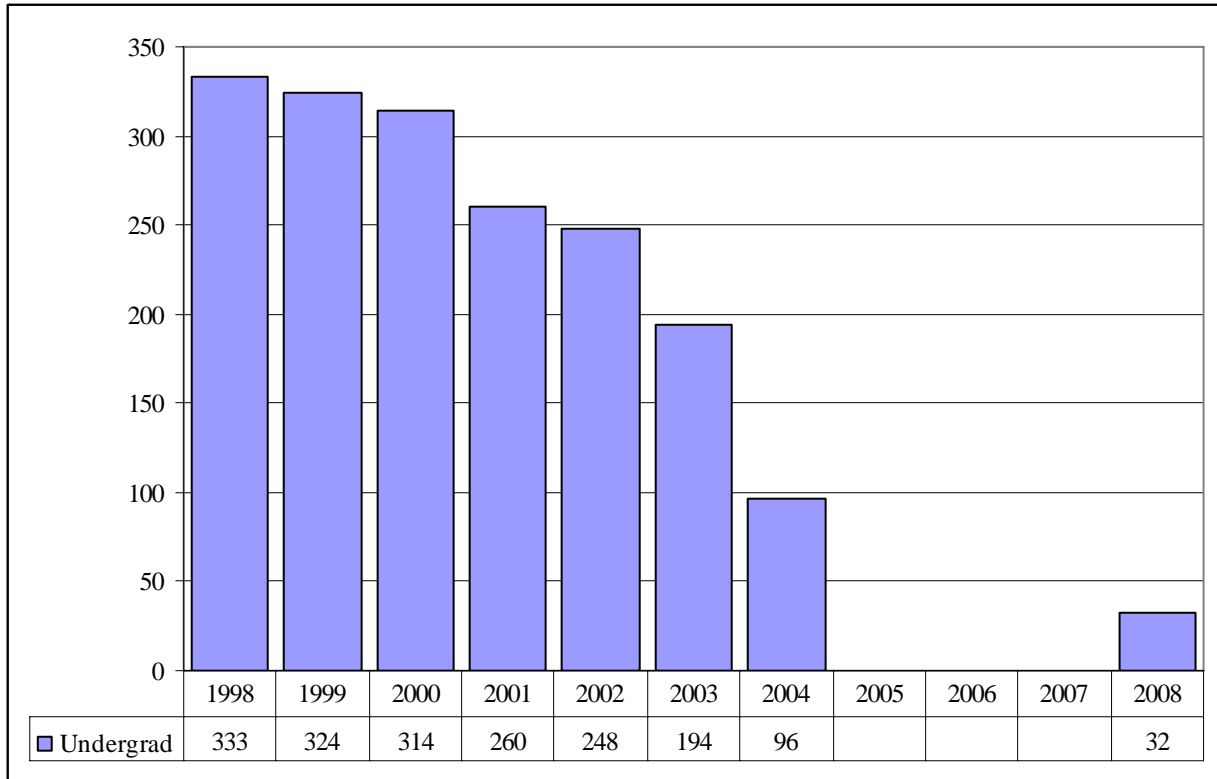


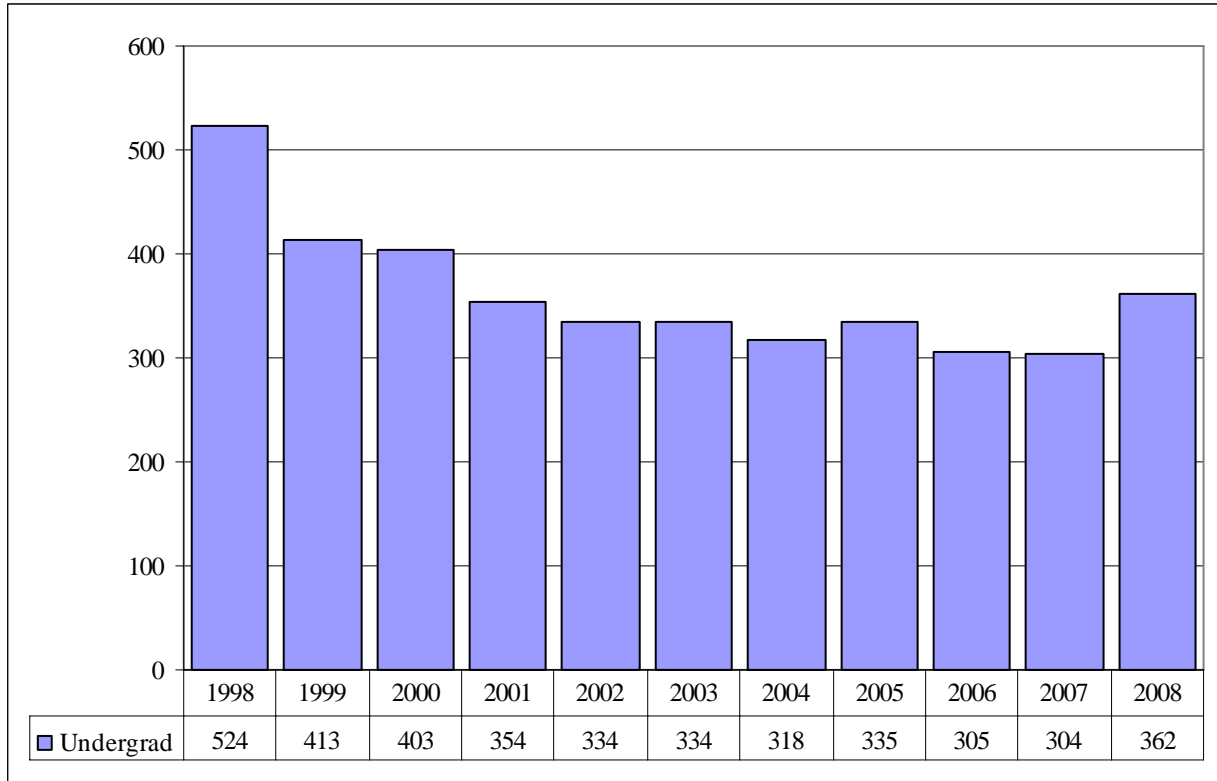
Table 10.

University Division Head Count Summary for Full and Part-Time, Undergraduate Students by Gender and Race Classification: Spring 2008

|                           | White      |            | African American |           | Hispanic  |          | Asian American |           | Native American |          | Non-Resident Alien |          | No Response |          | Total      |            |            |
|---------------------------|------------|------------|------------------|-----------|-----------|----------|----------------|-----------|-----------------|----------|--------------------|----------|-------------|----------|------------|------------|------------|
|                           | Male       | Female     | Male             | Female    | Male      | Female   | Male           | Female    | Male            | Female   | Male               | Female   | Male        | Female   | Male       | Female     | Total      |
| <b>Full-Time</b>          |            |            |                  |           |           |          |                |           |                 |          |                    |          |             |          |            |            |            |
| <b>Undergraduate</b>      |            |            |                  |           |           |          |                |           |                 |          |                    |          |             |          |            |            |            |
| First-Time Freshmen       | 9          | 4          |                  |           |           |          |                | 1         |                 |          |                    |          |             |          | 9          | 5          | 14         |
| Other Freshmen            | 158        | 115        | 15               | 17        | 10        | 6        | 11             | 4         |                 | 1        |                    |          | 8           | 4        | 202        | 147        | 349        |
| Sophomores                | 77         | 50         | 6                | 5         |           | 2        |                | 5         | 1               |          |                    |          | 2           | 4        | 86         | 66         | 152        |
| Juniors                   | 5          | 1          |                  |           |           |          |                |           |                 |          |                    |          |             |          | 5          | 1          | 6          |
| Seniors                   |            | 1          |                  |           |           |          |                |           |                 |          |                    |          |             |          | 0          | 1          | 1          |
| Specials                  |            |            |                  |           |           |          |                |           |                 |          |                    |          |             |          | 0          | 0          | 0          |
| <b>Total</b>              | 249        | 171        | 21               | 22        | 10        | 8        | 11             | 10        | 1               | 1        | 0                  | 0        | 10          | 8        | 302        | 220        | 522        |
| <b>Total Full-Time</b>    | <b>249</b> | <b>171</b> | <b>21</b>        | <b>22</b> | <b>10</b> | <b>8</b> | <b>11</b>      | <b>10</b> | <b>1</b>        | <b>1</b> | <b>0</b>           | <b>0</b> | <b>10</b>   | <b>8</b> | <b>302</b> | <b>220</b> | <b>522</b> |
| <b>Part-Time</b>          |            |            |                  |           |           |          |                |           |                 |          |                    |          |             |          |            |            |            |
| <b>Undergraduate</b>      |            |            |                  |           |           |          |                |           |                 |          |                    |          |             |          |            |            |            |
| First-Time Freshmen       | 1          |            |                  |           |           |          |                |           |                 |          |                    |          |             |          | 1          | 0          | 1          |
| Other Freshmen            | 29         | 18         | 2                | 3         | 5         |          | 1              |           |                 | 1        |                    |          | 1           |          | 38         | 22         | 60         |
| Sophomores                | 12         | 14         | 2                | 3         |           |          |                | 2         |                 |          |                    |          |             |          | 14         | 19         | 33         |
| Juniors                   | 2          | 1          |                  |           | 1         |          |                |           |                 |          |                    |          |             |          | 3          | 1          | 4          |
| Seniors                   |            |            |                  |           |           |          |                |           |                 |          |                    |          |             |          | 0          | 0          | 0          |
| Specials                  |            |            |                  |           |           |          |                |           |                 |          |                    |          |             |          | 0          | 0          | 0          |
| <b>Total</b>              | 44         | 33         | 4                | 6         | 6         | 0        | 1              | 2         | 0               | 1        | 0                  | 0        | 1           | 0        | 56         | 42         | 98         |
| <b>Total Part-Time</b>    | <b>44</b>  | <b>33</b>  | <b>4</b>         | <b>6</b>  | <b>6</b>  | <b>0</b> | <b>1</b>       | <b>2</b>  | <b>0</b>        | <b>1</b> | <b>0</b>           | <b>0</b> | <b>1</b>    | <b>0</b> | <b>56</b>  | <b>42</b>  | <b>98</b>  |
| <b>Total</b>              |            |            |                  |           |           |          |                |           |                 |          |                    |          |             |          |            |            |            |
| <b>Undergraduate</b>      |            |            |                  |           |           |          |                |           |                 |          |                    |          |             |          |            |            |            |
| First-Time Freshmen       | 10         | 4          |                  |           |           |          |                | 1         |                 |          |                    |          |             |          | 10         | 5          | 15         |
| Other Freshmen            | 187        | 133        | 17               | 20        | 15        | 6        | 12             | 4         |                 | 2        |                    |          | 9           | 4        | 240        | 169        | 409        |
| Sophomores                | 89         | 64         | 8                | 8         |           | 2        |                | 7         | 1               |          |                    |          | 2           | 4        | 100        | 85         | 185        |
| Juniors                   | 7          | 2          |                  |           | 1         |          |                |           |                 |          |                    |          |             |          | 8          | 2          | 10         |
| Seniors                   |            | 1          |                  |           |           |          |                |           |                 |          |                    |          |             |          | 0          | 1          | 1          |
| Specials                  |            |            |                  |           |           |          |                |           |                 |          |                    |          |             |          | 0          | 0          | 0          |
| <b>Total</b>              | 293        | 204        | 25               | 28        | 16        | 8        | 12             | 12        | 1               | 2        | 0                  | 0        | 11          | 8        | 358        | 262        | 620        |
| <b>Total All Students</b> | <b>293</b> | <b>204</b> | <b>25</b>        | <b>28</b> | <b>16</b> | <b>8</b> | <b>12</b>      | <b>12</b> | <b>1</b>        | <b>2</b> | <b>0</b>           | <b>0</b> | <b>11</b>   | <b>8</b> | <b>358</b> | <b>262</b> | <b>620</b> |

**Figure 19.**  
 Non-Degree/Intercampus Special Undergraduate Students  
 Delivery-Site Head Count  
 Spring 1998 through Spring 2008

Head Count by Student Level



**Table 11.**  
 Non-Degree/Intercampus Head Count Summary for Full and Part-Time,  
 Special Undergraduate Students by Gender and Race Classification: Spring 2008

|                           | White      |            | African American |           | Hispanic |           | Asian American |          | Native American |          | Non-Resident Alien |          | No Response |           | Total      |            |            |
|---------------------------|------------|------------|------------------|-----------|----------|-----------|----------------|----------|-----------------|----------|--------------------|----------|-------------|-----------|------------|------------|------------|
|                           | Male       | Female     | Male             | Female    | Male     | Female    | Male           | Female   | Male            | Female   | Male               | Female   | Male        | Female    | Male       | Female     | Total      |
| <b>Full-Time</b>          |            |            |                  |           |          |           |                |          |                 |          |                    |          |             |           |            |            |            |
| <b>Undergraduate</b>      |            |            |                  |           |          |           |                |          |                 |          |                    |          |             |           |            |            |            |
| First-Time Freshmen       |            |            |                  |           |          |           |                |          |                 |          |                    |          |             |           | 0          | 0          | 0          |
| Other Freshmen            | 18         | 14         |                  |           |          | 2         |                |          |                 |          |                    | 1        |             | 1         | 18         | 18         | 36         |
| Sophomores                | 3          | 3          |                  |           |          |           |                |          |                 |          |                    |          |             |           | 3          | 3          | 6          |
| Juniors                   | 3          | 1          |                  |           |          |           |                |          |                 |          |                    |          |             |           | 3          | 1          | 4          |
| Seniors                   | 1          |            |                  |           |          |           |                |          |                 |          |                    |          |             |           | 1          | 0          | 1          |
| Special                   | 6          | 3          |                  | 1         |          |           |                |          |                 |          |                    |          |             |           | 6          | 4          | 10         |
| <b>Total</b>              | 31         | 21         | 0                | 1         | 0        | 2         | 0              | 0        | 0               | 0        | 0                  | 1        | 0           | 1         | 31         | 26         | 57         |
| <b>Total Full-Time</b>    | <b>31</b>  | <b>21</b>  | <b>0</b>         | <b>1</b>  | <b>0</b> | <b>2</b>  | <b>0</b>       | <b>0</b> | <b>0</b>        | <b>0</b> | <b>0</b>           | <b>1</b> | <b>0</b>    | <b>1</b>  | <b>31</b>  | <b>26</b>  | <b>57</b>  |
| <b>Part-Time</b>          |            |            |                  |           |          |           |                |          |                 |          |                    |          |             |           |            |            |            |
| <b>Undergraduate</b>      |            |            |                  |           |          |           |                |          |                 |          |                    |          |             |           |            |            |            |
| First-Time Freshmen       |            |            |                  |           |          |           |                |          |                 |          |                    |          |             |           | 0          | 0          | 0          |
| Other Freshmen            | 33         | 32         | 4                | 16        | 7        | 9         |                | 1        |                 |          |                    |          | 2           | 4         | 46         | 62         | 108        |
| Sophomores                | 6          | 6          |                  |           |          |           |                | 1        |                 |          | 1                  |          | 1           |           | 8          | 7          | 15         |
| Juniors                   | 4          | 5          |                  |           | 1        |           |                |          |                 |          |                    |          | 2           |           | 7          | 5          | 12         |
| Seniors                   | 9          | 3          |                  | 2         | 1        |           | 1              |          |                 |          |                    |          |             |           | 11         | 5          | 16         |
| Special                   | 61         | 64         | 4                | 2         |          | 2         | 1              | 3        |                 |          | 2                  | 4        | 5           | 6         | 73         | 81         | 154        |
| <b>Total</b>              | 113        | 110        | 8                | 20        | 9        | 11        | 2              | 5        | 0               | 0        | 3                  | 4        | 10          | 10        | 145        | 160        | 305        |
| <b>Total Part-Time</b>    | <b>113</b> | <b>110</b> | <b>8</b>         | <b>20</b> | <b>9</b> | <b>11</b> | <b>2</b>       | <b>5</b> | <b>0</b>        | <b>0</b> | <b>3</b>           | <b>4</b> | <b>10</b>   | <b>10</b> | <b>145</b> | <b>160</b> | <b>305</b> |
| <b>Total</b>              |            |            |                  |           |          |           |                |          |                 |          |                    |          |             |           |            |            |            |
| <b>Undergraduate</b>      |            |            |                  |           |          |           |                |          |                 |          |                    |          |             |           |            |            |            |
| First-Time Freshmen       |            |            |                  |           |          |           |                |          |                 |          |                    |          |             |           | 0          | 0          | 0          |
| Other Freshmen            | 51         | 46         | 4                | 16        | 7        | 11        |                | 1        |                 |          |                    | 1        | 2           | 5         | 64         | 80         | 144        |
| Sophomores                | 9          | 9          |                  |           |          |           |                | 1        |                 |          | 1                  |          | 1           |           | 11         | 10         | 21         |
| Juniors                   | 7          | 6          |                  |           | 1        |           |                |          |                 |          |                    |          | 2           |           | 10         | 6          | 16         |
| Seniors                   | 10         | 3          |                  | 2         | 1        |           | 1              |          |                 |          |                    |          |             |           | 12         | 5          | 17         |
| Special                   | 67         | 67         | 4                | 3         |          | 2         | 1              | 3        |                 |          | 2                  | 4        | 5           | 6         | 79         | 85         | 164        |
| <b>Total</b>              | 144        | 131        | 8                | 21        | 9        | 13        | 2              | 5        | 0               | 0        | 3                  | 5        | 10          | 11        | 176        | 186        | 362        |
| <b>Total All Students</b> | <b>144</b> | <b>131</b> | <b>8</b>         | <b>21</b> | <b>9</b> | <b>13</b> | <b>2</b>       | <b>5</b> | <b>0</b>        | <b>0</b> | <b>3</b>           | <b>5</b> | <b>10</b>   | <b>11</b> | <b>176</b> | <b>186</b> | <b>362</b> |

**Figure 20.**  
 Non-Degree/Intercampus Special Graduate Students  
 Delivery-Site Head Count  
 Spring 1998 through Spring 2008

Head Count by Student Level

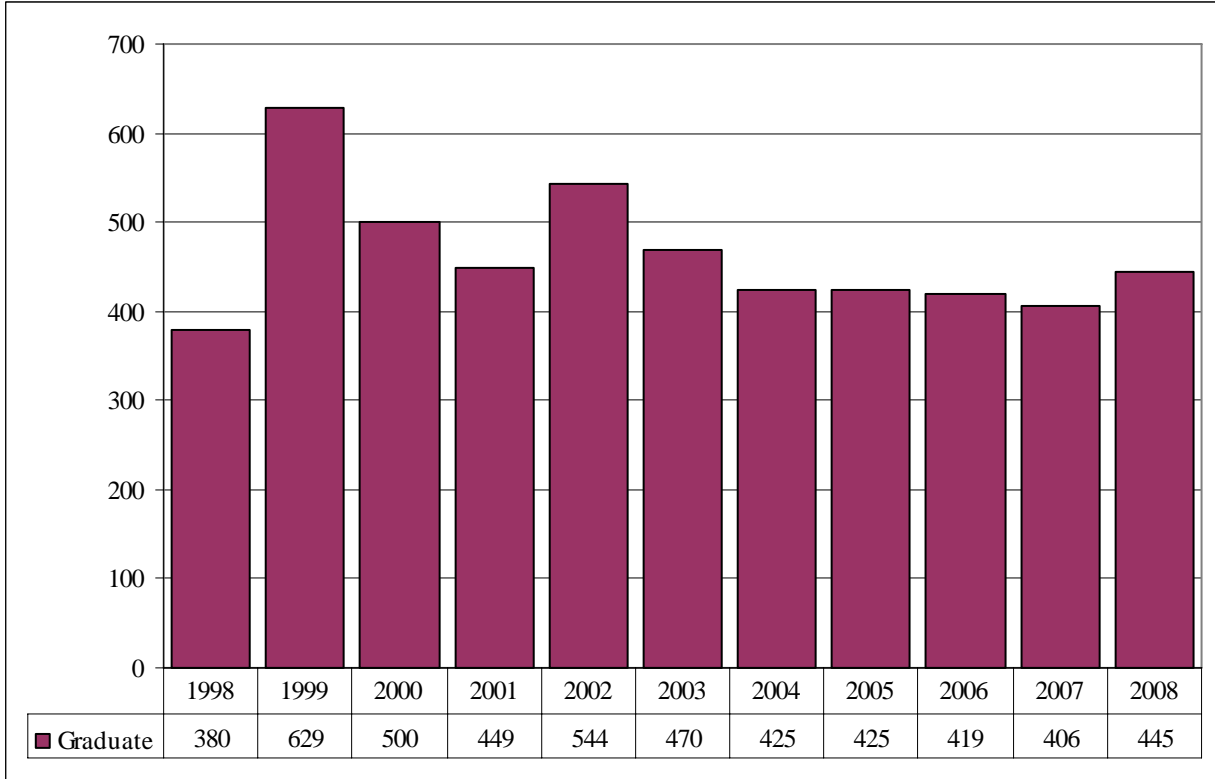


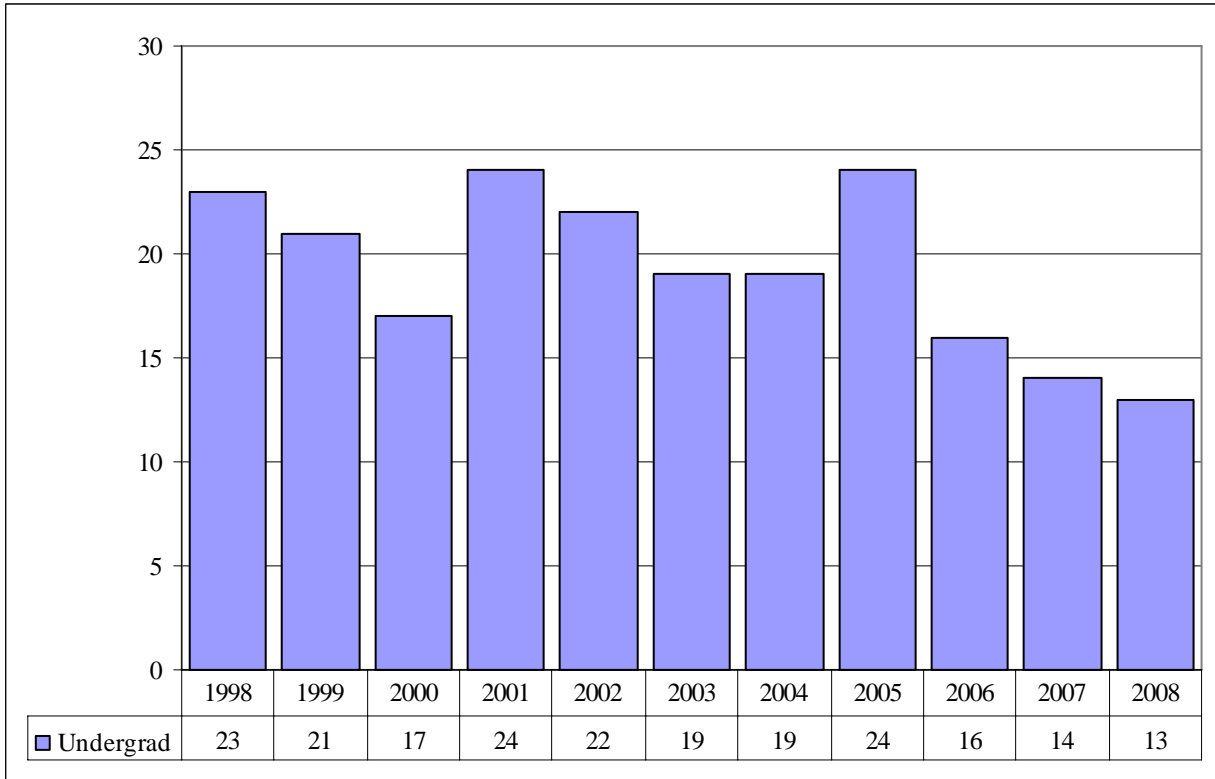
Table 12.

Non-Degree/Inter-campus Head Count Summary for Full and Part-Time,  
Special Graduate Students by Gender and Race Classification: Spring 2008

|                           | White      |            | African American |          | Hispanic |          | Asian American |          | Native American |          | Non-Resident Alien |           | No Response |           | Total      |            |            |
|---------------------------|------------|------------|------------------|----------|----------|----------|----------------|----------|-----------------|----------|--------------------|-----------|-------------|-----------|------------|------------|------------|
|                           | Male       | Female     | Male             | Female   | Male     | Female   | Male           | Female   | Male            | Female   | Male               | Female    | Male        | Female    | Male       | Female     | Total      |
| <b>Full-Time</b>          |            |            |                  |          |          |          |                |          |                 |          |                    |           |             |           |            |            |            |
| <b>Graduate</b>           |            |            |                  |          |          |          |                |          |                 |          |                    |           |             |           |            |            |            |
| Masters                   |            |            |                  |          |          |          |                |          |                 |          |                    |           |             |           | 0          | 0          | 0          |
| Doctoral                  |            |            |                  |          |          |          |                |          |                 |          |                    |           |             |           | 0          | 0          | 0          |
| Special Graduate          | 31         | 20         |                  | 2        |          |          |                |          |                 |          | 30                 | 13        | 2           | 3         | 63         | 38         | 101        |
| <b>Total</b>              | 31         | 20         | 0                | 2        | 0        | 0        | 0              | 0        | 0               | 0        | 30                 | 13        | 2           | 3         | 63         | 38         | 101        |
| <b>Total Full-Time</b>    | <b>31</b>  | <b>20</b>  | <b>0</b>         | <b>2</b> | <b>0</b> | <b>0</b> | <b>0</b>       | <b>0</b> | <b>0</b>        | <b>0</b> | <b>30</b>          | <b>13</b> | <b>2</b>    | <b>3</b>  | <b>63</b>  | <b>38</b>  | <b>101</b> |
| <b>Part-Time</b>          |            |            |                  |          |          |          |                |          |                 |          |                    |           |             |           |            |            |            |
| <b>Graduate</b>           |            |            |                  |          |          |          |                |          |                 |          |                    |           |             |           |            |            |            |
| Masters                   |            |            |                  |          |          |          |                |          |                 |          |                    |           |             |           | 0          | 0          | 0          |
| Doctoral                  |            |            |                  |          |          |          |                |          |                 |          |                    |           |             |           | 0          | 0          | 0          |
| Special Graduate          | 90         | 165        | 5                | 4        |          | 7        | 4              | 2        |                 |          | 12                 | 13        | 15          | 27        | 126        | 218        | 344        |
| <b>Total</b>              | 90         | 165        | 5                | 4        | 0        | 7        | 4              | 2        | 0               | 0        | 12                 | 13        | 15          | 27        | 126        | 218        | 344        |
| <b>Total Part-Time</b>    | <b>90</b>  | <b>165</b> | <b>5</b>         | <b>4</b> | <b>0</b> | <b>7</b> | <b>4</b>       | <b>2</b> | <b>0</b>        | <b>0</b> | <b>12</b>          | <b>13</b> | <b>15</b>   | <b>27</b> | <b>126</b> | <b>218</b> | <b>344</b> |
| <b>Total</b>              |            |            |                  |          |          |          |                |          |                 |          |                    |           |             |           |            |            |            |
| <b>Graduate</b>           |            |            |                  |          |          |          |                |          |                 |          |                    |           |             |           |            |            |            |
| Masters                   |            |            |                  |          |          |          |                |          |                 |          |                    |           |             |           | 0          | 0          | 0          |
| Doctoral                  |            |            |                  |          |          |          |                |          |                 |          |                    |           |             |           | 0          | 0          | 0          |
| Special Graduate          | 121        | 185        | 5                | 6        |          | 7        | 4              | 2        |                 |          | 42                 | 26        | 17          | 30        | 189        | 256        | 445        |
| <b>Total</b>              | 121        | 185        | 5                | 6        | 0        | 7        | 4              | 2        | 0               | 0        | 42                 | 26        | 17          | 30        | 189        | 256        | 445        |
| <b>Total All Students</b> | <b>121</b> | <b>185</b> | <b>5</b>         | <b>6</b> | <b>0</b> | <b>7</b> | <b>4</b>       | <b>2</b> | <b>0</b>        | <b>0</b> | <b>42</b>          | <b>26</b> | <b>17</b>   | <b>30</b> | <b>189</b> | <b>256</b> | <b>445</b> |

**Figures 21 & 22.**  
 College of Agriculture  
 Delivery-Site Head Count and Student Credit Hours  
 Spring 1998 through Spring 2008

Head Count by Student Level



Student Credit Hours by Course Level

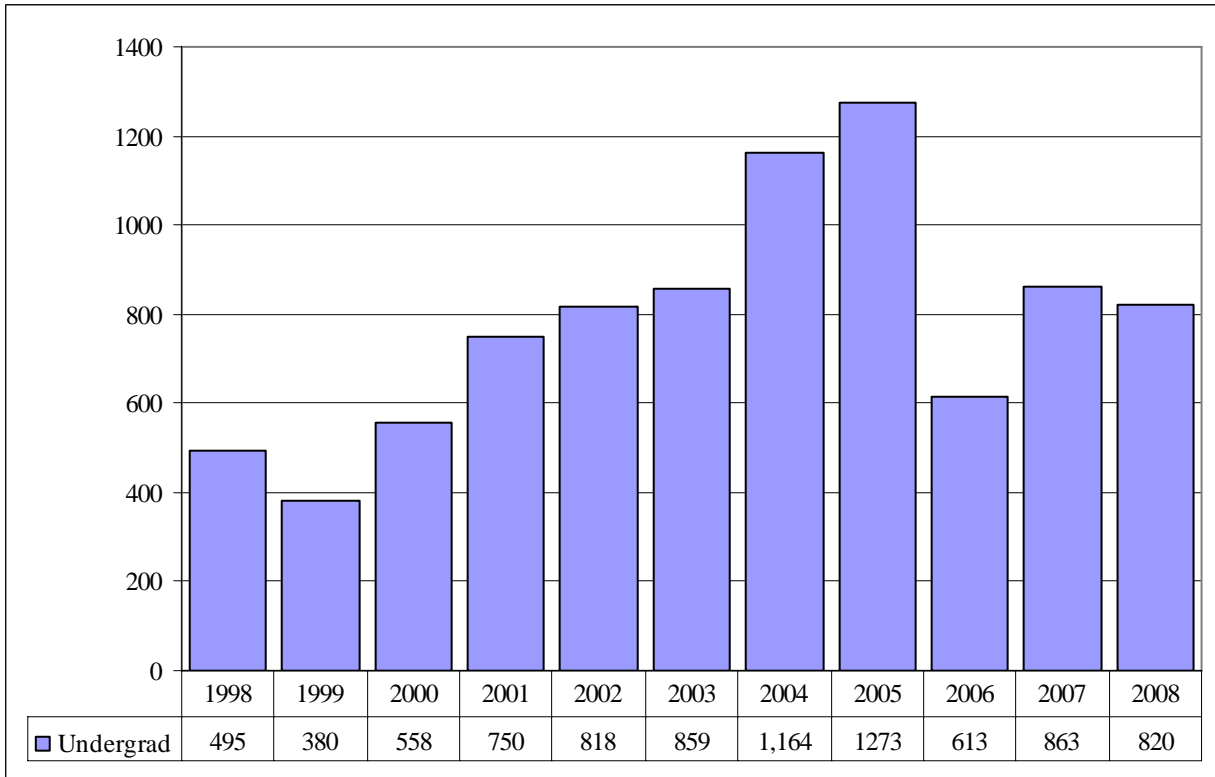




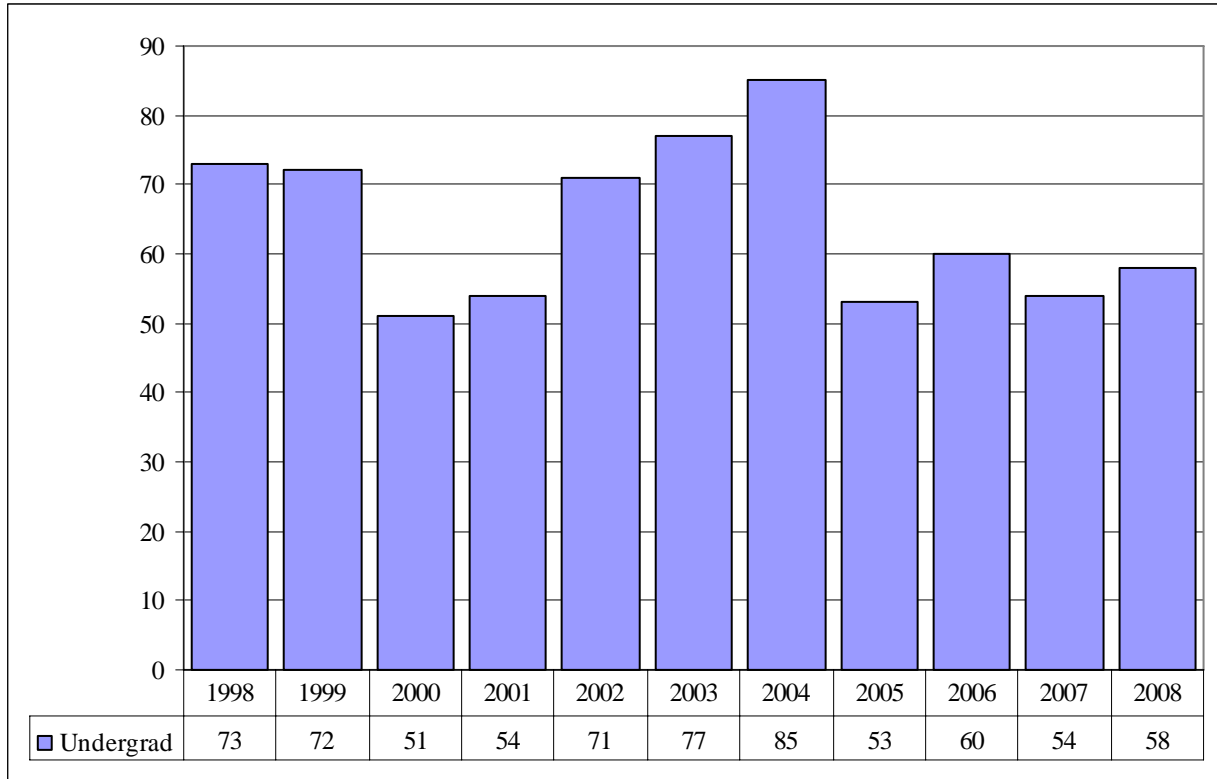
Table 13.

College of Agriculture Head Count Summary for Full and Part-Time, Undergraduate Students by Gender and Race Classification: Spring 2008

|                           | White |        | African American |        | Hispanic |        | Asian American |        | Native American |        | Non-Resident Alien |        | No Response |        | Total |        |       |
|---------------------------|-------|--------|------------------|--------|----------|--------|----------------|--------|-----------------|--------|--------------------|--------|-------------|--------|-------|--------|-------|
|                           | Male  | Female | Male             | Female | Male     | Female | Male           | Female | Male            | Female | Male               | Female | Male        | Female | Male  | Female | Total |
| <b>Full-Time</b>          |       |        |                  |        |          |        |                |        |                 |        |                    |        |             |        |       |        |       |
| <b>Undergraduate</b>      |       |        |                  |        |          |        |                |        |                 |        |                    |        |             |        |       |        |       |
| First-Time Freshmen       |       |        |                  |        |          |        |                |        |                 |        |                    |        |             |        | 0     | 0      | 0     |
| Other Freshmen            |       | 1      |                  |        |          |        |                |        |                 |        |                    |        |             |        | 0     | 1      | 1     |
| Sophomores                | 1     | 1      |                  |        |          |        |                |        |                 |        |                    |        |             |        | 1     | 1      | 2     |
| Juniors                   | 1     | 3      |                  |        |          |        |                |        |                 |        |                    |        |             |        | 1     | 3      | 4     |
| Seniors                   |       |        |                  |        |          |        |                |        |                 |        |                    |        |             |        | 0     | 0      | 0     |
| Special                   |       |        |                  |        |          |        |                |        |                 |        |                    |        |             |        | 0     | 0      | 0     |
| <b>Total</b>              | 2     | 5      | 0                | 0      | 0        | 0      | 0              | 0      | 0               | 0      | 0                  | 0      | 0           | 0      | 2     | 5      | 7     |
| <b>Total Full-Time</b>    | 2     | 5      | 0                | 0      | 0        | 0      | 0              | 0      | 0               | 0      | 0                  | 0      | 0           | 0      | 2     | 5      | 7     |
| <b>Part-Time</b>          |       |        |                  |        |          |        |                |        |                 |        |                    |        |             |        |       |        |       |
| <b>Undergraduate</b>      |       |        |                  |        |          |        |                |        |                 |        |                    |        |             |        |       |        |       |
| First-Time Freshmen       |       |        |                  |        |          |        |                |        |                 |        |                    |        |             |        | 0     | 0      | 0     |
| Other Freshmen            |       |        |                  |        |          |        |                |        |                 |        |                    |        |             |        | 0     | 0      | 0     |
| Sophomores                |       | 1      |                  |        |          |        |                |        |                 |        |                    |        |             |        | 0     | 1      | 1     |
| Juniors                   | 3     |        |                  |        |          |        |                |        |                 |        |                    |        |             |        | 3     | 0      | 3     |
| Seniors                   | 1     |        |                  |        |          |        |                |        |                 |        |                    |        |             |        | 1     | 0      | 1     |
| Special                   | 1     |        |                  |        |          |        |                |        |                 |        |                    |        |             |        | 1     | 0      | 1     |
| <b>Total</b>              | 5     | 1      | 0                | 0      | 0        | 0      | 0              | 0      | 0               | 0      | 0                  | 0      | 0           | 0      | 5     | 1      | 6     |
| <b>Total Part-Time</b>    | 5     | 1      | 0                | 0      | 0        | 0      | 0              | 0      | 0               | 0      | 0                  | 0      | 0           | 0      | 5     | 1      | 6     |
| <b>Total</b>              |       |        |                  |        |          |        |                |        |                 |        |                    |        |             |        |       |        |       |
| <b>Undergraduate</b>      |       |        |                  |        |          |        |                |        |                 |        |                    |        |             |        |       |        |       |
| First-Time Freshmen       |       |        |                  |        |          |        |                |        |                 |        |                    |        |             |        | 0     | 0      | 0     |
| Other Freshmen            |       | 1      |                  |        |          |        |                |        |                 |        |                    |        |             |        | 0     | 1      | 1     |
| Sophomores                | 1     | 2      |                  |        |          |        |                |        |                 |        |                    |        |             |        | 1     | 2      | 3     |
| Juniors                   | 4     | 3      |                  |        |          |        |                |        |                 |        |                    |        |             |        | 4     | 3      | 7     |
| Seniors                   | 1     |        |                  |        |          |        |                |        |                 |        |                    |        |             |        | 1     | 0      | 1     |
| Special                   | 1     |        |                  |        |          |        |                |        |                 |        |                    |        |             |        | 1     | 0      | 1     |
| <b>Total</b>              | 7     | 6      | 0                | 0      | 0        | 0      | 0              | 0      | 0               | 0      | 0                  | 0      | 0           | 0      | 7     | 6      | 13    |
| <b>Total All Students</b> | 7     | 6      | 0                | 0      | 0        | 0      | 0              | 0      | 0               | 0      | 0                  | 0      | 0           | 0      | 7     | 6      | 13    |

**Figures 23 & 24.**  
 College of Architecture  
 Delivery-Site Head Count and Student Credit Hours  
 Spring 1998 through Spring 2008

Head Count by Student Level



Student Credit Hours by Course Level

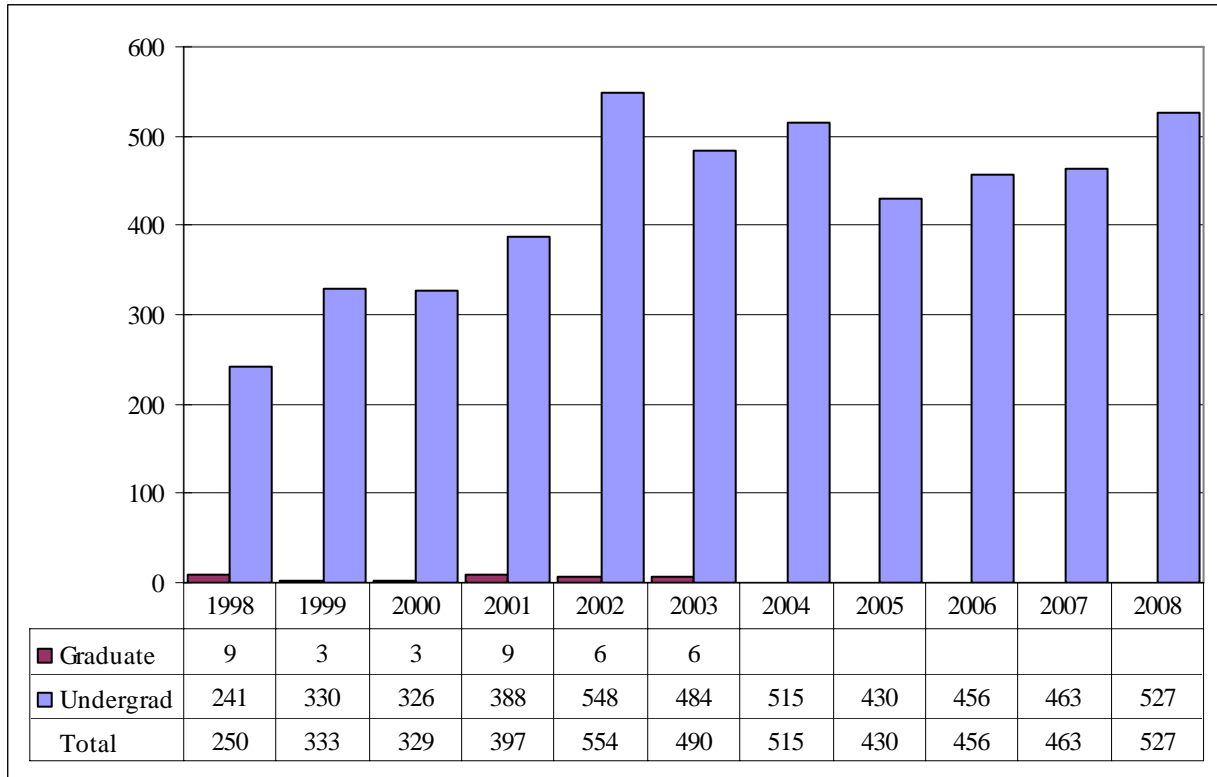


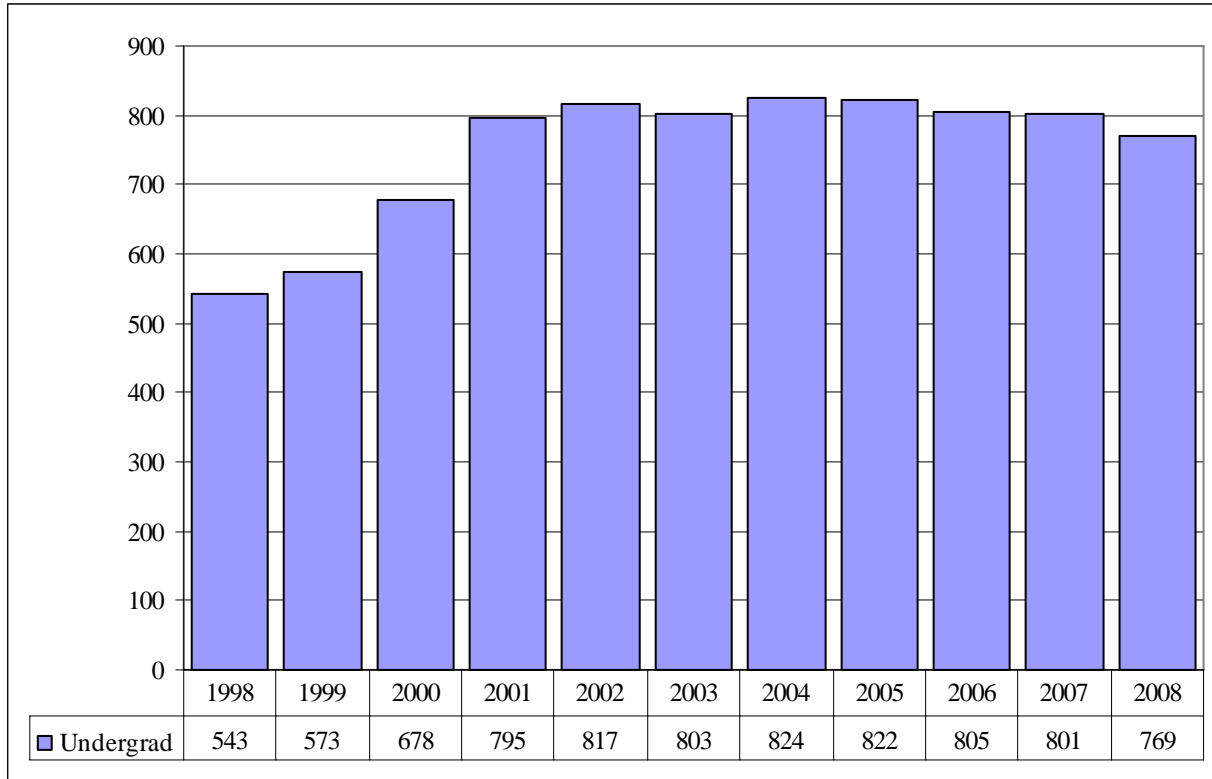
Table 14.

College of Architecture Head Count Summary for Full and Part-Time,  
Undergraduate Students by Gender and Race Classification: Spring 2008

|                           | White     |           | African American |          | Hispanic |          | Asian American |          | Native American |          | Non-Resident Alien |          | No Response |          | Total     |           |           |
|---------------------------|-----------|-----------|------------------|----------|----------|----------|----------------|----------|-----------------|----------|--------------------|----------|-------------|----------|-----------|-----------|-----------|
|                           | Male      | Female    | Male             | Female   | Male     | Female   | Male           | Female   | Male            | Female   | Male               | Female   | Male        | Female   | Male      | Female    | Total     |
| <b>Full-Time</b>          |           |           |                  |          |          |          |                |          |                 |          |                    |          |             |          |           |           |           |
| <b>Undergraduate</b>      |           |           |                  |          |          |          |                |          |                 |          |                    |          |             |          |           |           |           |
| First-Time Freshmen       | 1         |           |                  |          |          |          | 1              |          |                 |          |                    |          |             |          | 2         | 0         | 2         |
| Other Freshmen            | 7         | 8         |                  |          |          |          |                | 1        |                 |          |                    |          |             |          | 7         | 9         | 16        |
| Sophomores                | 13        | 9         | 1                |          |          |          | 1              |          |                 |          |                    |          |             |          | 15        | 9         | 24        |
| Juniors                   | 1         | 1         |                  |          | 1        |          |                |          | 1               |          |                    | 1        |             |          | 3         | 2         | 5         |
| Seniors                   | 1         |           |                  |          |          |          |                |          |                 |          |                    | 1        |             |          | 1         | 1         | 2         |
| Special                   |           | 1         |                  |          |          |          |                |          |                 |          |                    |          |             |          | 0         | 1         | 1         |
| <b>Total</b>              | <b>23</b> | <b>19</b> | <b>1</b>         | <b>0</b> | <b>1</b> | <b>0</b> | <b>2</b>       | <b>1</b> | <b>1</b>        | <b>0</b> | <b>0</b>           | <b>2</b> | <b>0</b>    | <b>0</b> | <b>28</b> | <b>22</b> | <b>50</b> |
| <b>Total Full-Time</b>    | <b>23</b> | <b>19</b> | <b>1</b>         | <b>0</b> | <b>1</b> | <b>0</b> | <b>2</b>       | <b>1</b> | <b>1</b>        | <b>0</b> | <b>0</b>           | <b>2</b> | <b>0</b>    | <b>0</b> | <b>28</b> | <b>22</b> | <b>50</b> |
| <b>Part-Time</b>          |           |           |                  |          |          |          |                |          |                 |          |                    |          |             |          |           |           |           |
| <b>Undergraduate</b>      |           |           |                  |          |          |          |                |          |                 |          |                    |          |             |          |           |           |           |
| First-Time Freshmen       |           |           |                  |          |          |          |                |          |                 |          |                    |          |             |          | 0         | 0         | 0         |
| Other Freshmen            |           | 1         |                  |          |          |          | 1              |          |                 |          |                    |          |             |          | 1         | 1         | 2         |
| Sophomores                | 1         | 2         |                  |          |          |          |                |          |                 |          |                    |          |             |          | 1         | 2         | 3         |
| Juniors                   | 1         |           |                  |          |          |          |                |          |                 |          |                    |          |             |          | 1         | 0         | 1         |
| Seniors                   | 1         |           |                  |          |          |          |                |          |                 |          |                    |          |             |          | 1         | 0         | 1         |
| Special                   |           | 1         |                  |          |          |          |                |          |                 |          |                    |          |             |          | 0         | 1         | 1         |
| <b>Total</b>              | <b>3</b>  | <b>4</b>  | <b>0</b>         | <b>0</b> | <b>0</b> | <b>0</b> | <b>1</b>       | <b>0</b> | <b>0</b>        | <b>0</b> | <b>0</b>           | <b>0</b> | <b>0</b>    | <b>0</b> | <b>4</b>  | <b>4</b>  | <b>8</b>  |
| <b>Total Part-Time</b>    | <b>3</b>  | <b>4</b>  | <b>0</b>         | <b>0</b> | <b>0</b> | <b>0</b> | <b>1</b>       | <b>0</b> | <b>0</b>        | <b>0</b> | <b>0</b>           | <b>0</b> | <b>0</b>    | <b>0</b> | <b>4</b>  | <b>4</b>  | <b>8</b>  |
| <b>Total</b>              |           |           |                  |          |          |          |                |          |                 |          |                    |          |             |          |           |           |           |
| <b>Undergraduate</b>      |           |           |                  |          |          |          |                |          |                 |          |                    |          |             |          |           |           |           |
| First-Time Freshmen       | 1         |           |                  |          |          |          | 1              |          |                 |          |                    |          |             |          | 2         | 0         | 2         |
| Other Freshmen            | 7         | 9         |                  |          |          |          | 1              | 1        |                 |          |                    |          |             |          | 8         | 10        | 18        |
| Sophomores                | 14        | 11        | 1                |          |          |          | 1              |          |                 |          |                    |          |             |          | 16        | 11        | 27        |
| Juniors                   | 2         | 1         |                  |          | 1        |          |                |          | 1               |          |                    | 1        |             |          | 4         | 2         | 6         |
| Seniors                   | 2         |           |                  |          |          |          |                |          |                 |          |                    | 1        |             |          | 2         | 1         | 3         |
| Special                   |           | 2         |                  |          |          |          |                |          |                 |          |                    |          |             |          | 0         | 2         | 2         |
| <b>Total</b>              | <b>26</b> | <b>23</b> | <b>1</b>         | <b>0</b> | <b>1</b> | <b>0</b> | <b>3</b>       | <b>1</b> | <b>1</b>        | <b>0</b> | <b>0</b>           | <b>2</b> | <b>0</b>    | <b>0</b> | <b>32</b> | <b>26</b> | <b>58</b> |
| <b>Total All Students</b> | <b>26</b> | <b>23</b> | <b>1</b>         | <b>0</b> | <b>1</b> | <b>0</b> | <b>3</b>       | <b>1</b> | <b>1</b>        | <b>0</b> | <b>0</b>           | <b>2</b> | <b>0</b>    | <b>0</b> | <b>32</b> | <b>26</b> | <b>58</b> |

**Figures 25 & 26.**  
 College of Engineering & Technology  
 Delivery-Site Head Count and Student Credit Hours  
 Spring 1998 through Spring 2008

Head Count by Student Level



Student Credit Hours by Course Level

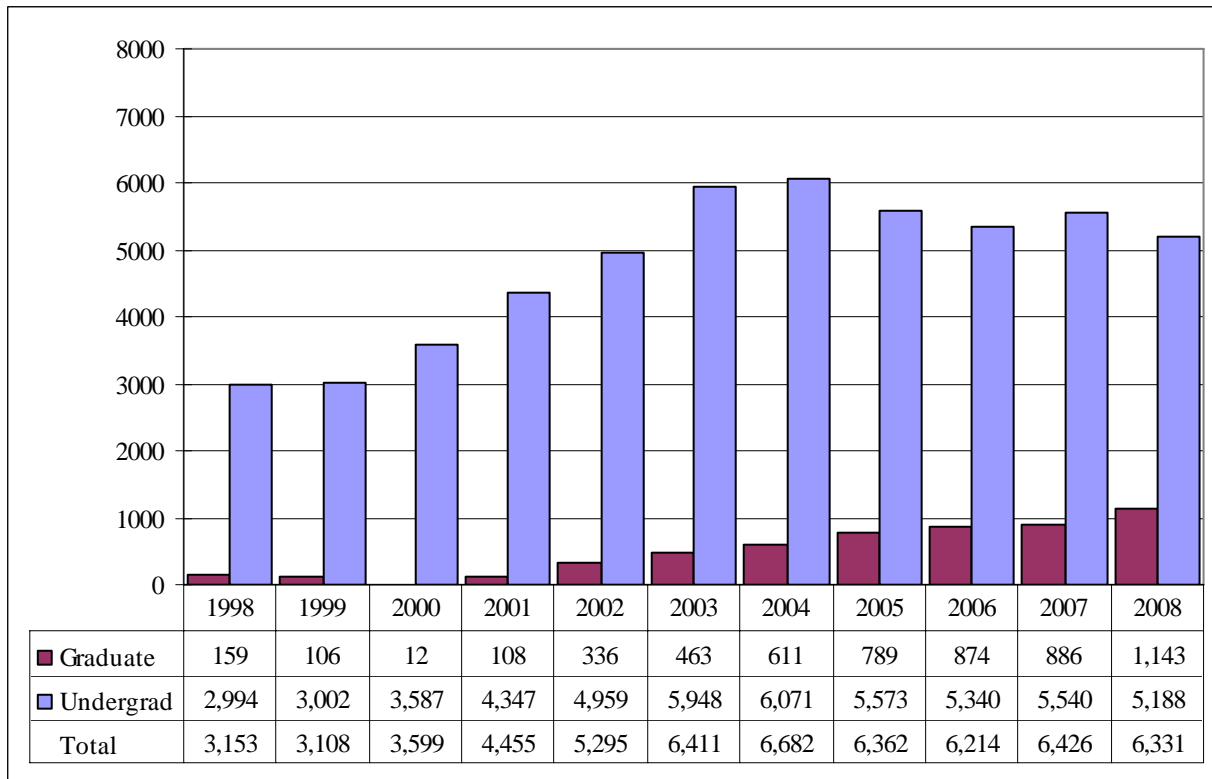


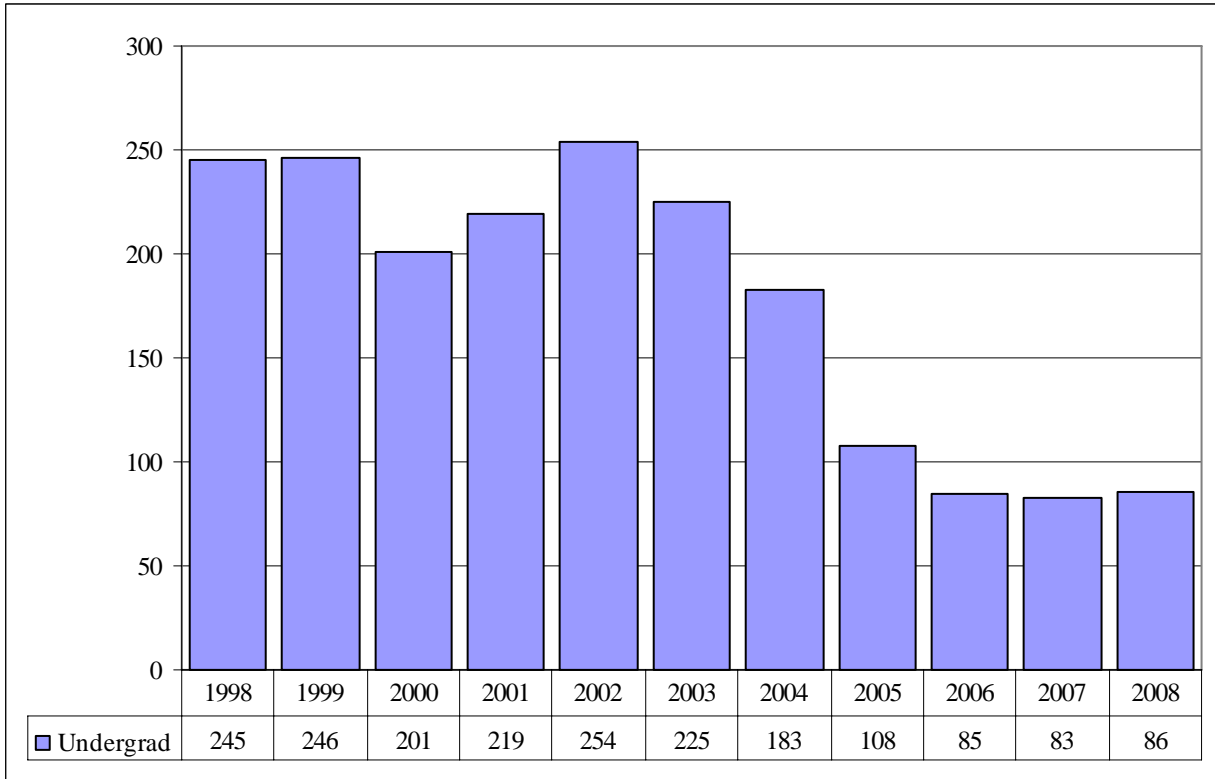
Table 15.

College of Engineering and Technology Head Count Summary for Full and Part-Time, Undergraduate Students by Gender and Race Classification: Spring 2008

|                           | White      |           | African American |          | Hispanic  |          | Asian American |          | Native American |          | Non-Resident Alien |          | No Response |          | Total      |           |            |  |
|---------------------------|------------|-----------|------------------|----------|-----------|----------|----------------|----------|-----------------|----------|--------------------|----------|-------------|----------|------------|-----------|------------|--|
|                           | Male       | Female    | Male             | Female   | Male      | Female   | Male           | Female   | Male            | Female   | Male               | Female   | Male        | Female   | Male       | Female    | Total      |  |
| <b>Full-Time</b>          |            |           |                  |          |           |          |                |          |                 |          |                    |          |             |          |            |           |            |  |
| <b>Undergraduate</b>      |            |           |                  |          |           |          |                |          |                 |          |                    |          |             |          |            |           |            |  |
| First-Time Freshmen       |            |           |                  |          |           |          |                |          |                 |          | 2                  |          |             |          | 2          | 0         | 2          |  |
| Other Freshmen            | 113        | 11        | 1                |          | 1         |          | 3              |          |                 |          | 1                  |          | 7           | 1        | 126        | 12        | 138        |  |
| Sophomores                | 116        | 10        | 3                |          | 5         | 2        |                |          |                 |          | 4                  | 2        | 2           | 1        | 130        | 15        | 145        |  |
| Juniors                   | 124        | 16        | 2                | 1        | 1         |          | 3              |          |                 |          | 2                  | 2        | 8           |          | 140        | 19        | 159        |  |
| Seniors                   | 153        | 30        | 2                | 2        | 4         | 1        | 4              | 1        |                 | 1        | 9                  |          | 5           |          | 177        | 35        | 212        |  |
| Special                   | 8          | 4         |                  |          | 1         |          | 1              |          |                 |          |                    |          |             |          | 10         | 4         | 14         |  |
| <b>Total</b>              | 514        | 71        | 8                | 3        | 12        | 3        | 11             | 1        | 0               | 1        | 18                 | 4        | 22          | 2        | 585        | 85        | 670        |  |
| <b>Total Full-Time</b>    | <b>514</b> | <b>71</b> | <b>8</b>         | <b>3</b> | <b>12</b> | <b>3</b> | <b>11</b>      | <b>1</b> | <b>0</b>        | <b>1</b> | <b>18</b>          | <b>4</b> | <b>22</b>   | <b>2</b> | <b>585</b> | <b>85</b> | <b>670</b> |  |
|                           |            |           |                  |          |           |          |                |          |                 |          |                    |          |             |          |            |           |            |  |
| <b>Part-Time</b>          |            |           |                  |          |           |          |                |          |                 |          |                    |          |             |          |            |           |            |  |
| <b>Undergraduate</b>      |            |           |                  |          |           |          |                |          |                 |          |                    |          |             |          |            |           |            |  |
| First-Time Freshmen       |            | 1         |                  |          |           |          |                |          |                 |          |                    |          |             |          | 0          | 1         | 1          |  |
| Other Freshmen            | 6          |           |                  |          | 1         |          |                |          |                 |          |                    | 1        |             |          | 7          | 1         | 8          |  |
| Sophomores                | 16         |           |                  |          | 1         |          |                |          |                 |          | 1                  |          |             |          | 18         | 0         | 18         |  |
| Juniors                   | 15         |           | 2                |          |           |          | 2              |          |                 |          |                    |          | 1           |          | 20         | 0         | 20         |  |
| Seniors                   | 27         | 4         | 1                |          | 1         | 1        | 3              |          |                 |          | 4                  |          | 1           |          | 37         | 5         | 42         |  |
| Special                   | 8          | 1         | 1                |          |           |          |                |          |                 |          |                    |          |             |          | 9          | 1         | 10         |  |
| <b>Total</b>              | 72         | 6         | 4                | 0        | 3         | 1        | 5              | 0        | 0               | 0        | 5                  | 1        | 2           | 0        | 91         | 8         | 99         |  |
| <b>Total Part-Time</b>    | <b>72</b>  | <b>6</b>  | <b>4</b>         | <b>0</b> | <b>3</b>  | <b>1</b> | <b>5</b>       | <b>0</b> | <b>0</b>        | <b>0</b> | <b>5</b>           | <b>1</b> | <b>2</b>    | <b>0</b> | <b>91</b>  | <b>8</b>  | <b>99</b>  |  |
|                           |            |           |                  |          |           |          |                |          |                 |          |                    |          |             |          |            |           |            |  |
| <b>Total</b>              |            |           |                  |          |           |          |                |          |                 |          |                    |          |             |          |            |           |            |  |
| <b>Undergraduate</b>      |            |           |                  |          |           |          |                |          |                 |          |                    |          |             |          |            |           |            |  |
| First-Time Freshmen       |            | 1         |                  |          |           |          |                |          |                 |          | 2                  |          |             |          | 2          | 1         | 3          |  |
| Other Freshmen            | 119        | 11        | 1                |          | 2         |          | 3              |          |                 |          | 1                  | 1        | 7           | 1        | 133        | 13        | 146        |  |
| Sophomores                | 132        | 10        | 3                |          | 6         | 2        |                |          |                 |          | 5                  | 2        | 2           | 1        | 148        | 15        | 163        |  |
| Juniors                   | 139        | 16        | 4                | 1        | 1         |          | 5              |          |                 |          | 2                  | 2        | 9           |          | 160        | 19        | 179        |  |
| Seniors                   | 180        | 34        | 3                | 2        | 5         | 2        | 7              | 1        |                 | 1        | 13                 |          | 6           |          | 214        | 40        | 254        |  |
| Special                   | 16         | 5         | 1                |          | 1         |          | 1              |          |                 |          |                    |          |             |          | 19         | 5         | 24         |  |
| <b>Total</b>              | 586        | 77        | 12               | 3        | 15        | 4        | 16             | 1        | 0               | 1        | 23                 | 5        | 24          | 2        | 676        | 93        | 769        |  |
|                           |            |           |                  |          |           |          |                |          |                 |          |                    |          |             |          |            |           |            |  |
| <b>Total All Students</b> | <b>586</b> | <b>77</b> | <b>12</b>        | <b>3</b> | <b>15</b> | <b>4</b> | <b>16</b>      | <b>1</b> | <b>0</b>        | <b>1</b> | <b>23</b>          | <b>5</b> | <b>24</b>   | <b>2</b> | <b>676</b> | <b>93</b> | <b>769</b> |  |

**Figures 27 & 28.**  
 College of Education and Human Sciences  
 Delivery-Site Head Count and Student Credit Hours  
 Spring 1998 through Spring 2008

Head Count by Student Level



Student Credit Hours by Course Level

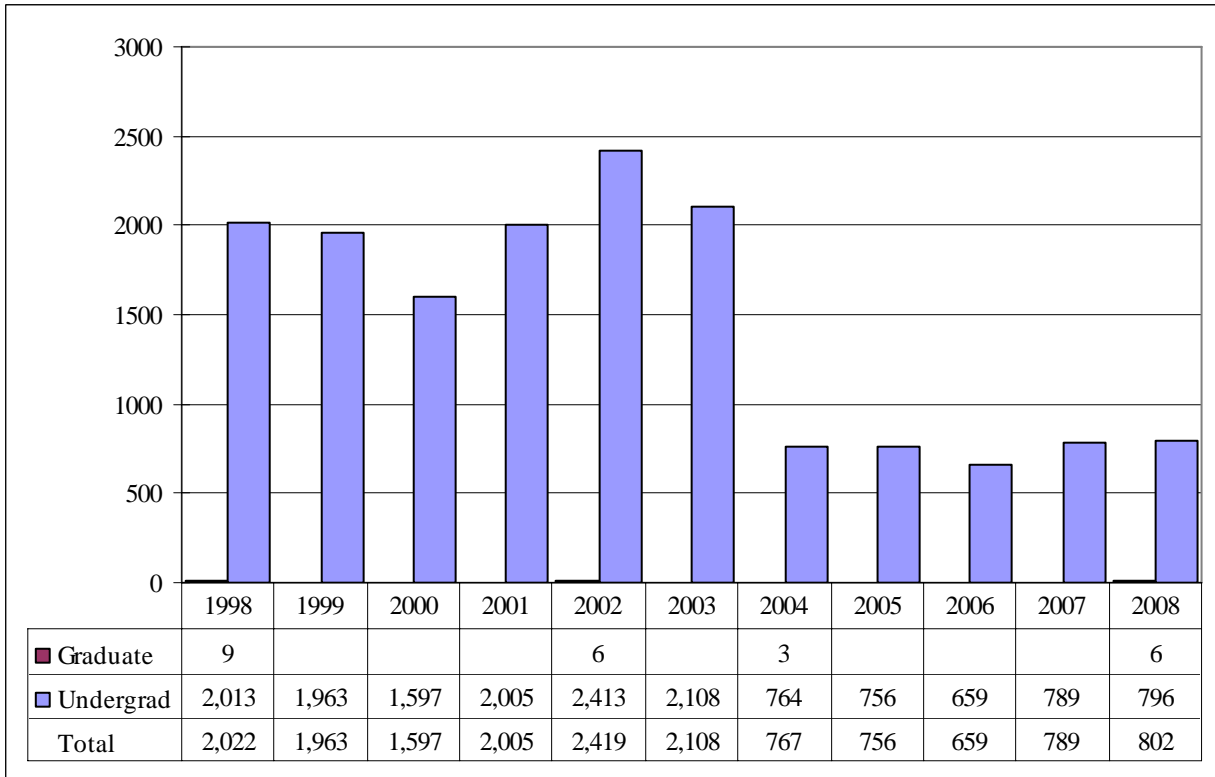


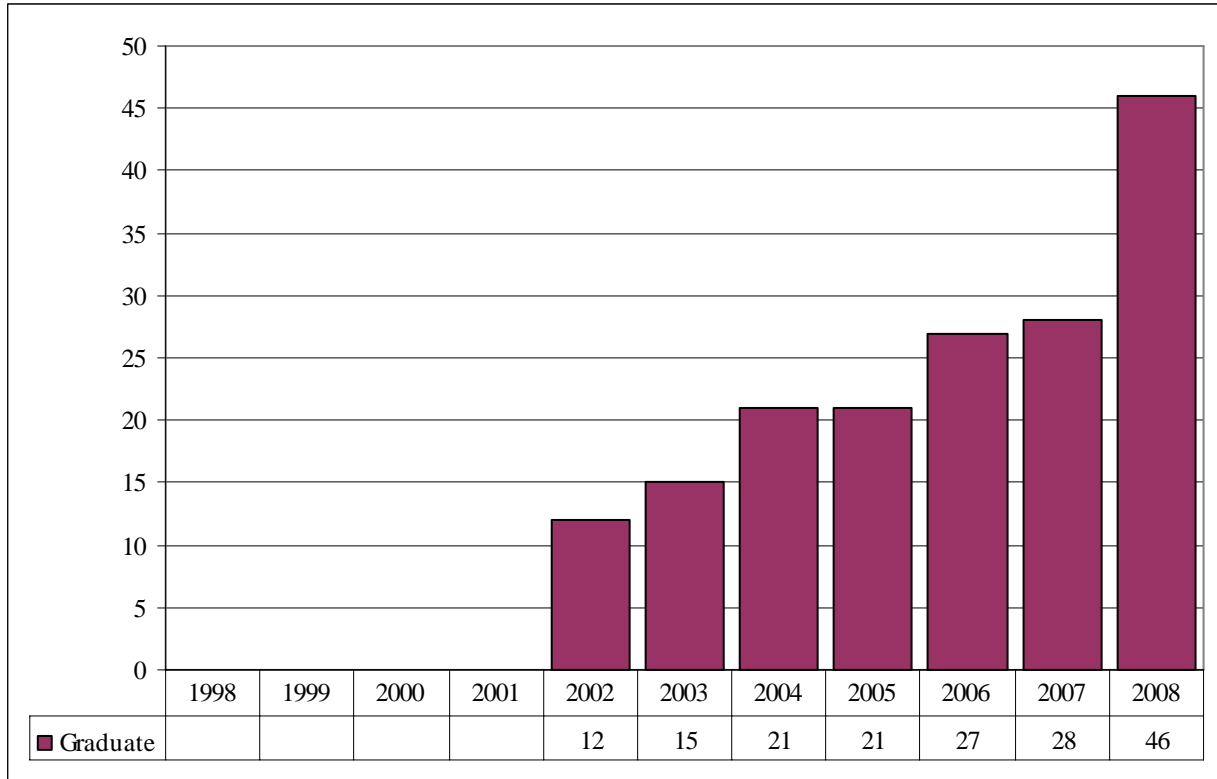
Table 16.

College of Education and Human Sciences Head Count Summary for Full and Part-Time, Undergraduate Students by Gender and Race Classification: Spring 2008

|                           | White    |           | African American |          | Hispanic |          | Asian American |          | Native American |          | Non-Resident Alien |          | No Response |          | Total    |           |           |  |
|---------------------------|----------|-----------|------------------|----------|----------|----------|----------------|----------|-----------------|----------|--------------------|----------|-------------|----------|----------|-----------|-----------|--|
|                           | Male     | Female    | Male             | Female   | Male     | Female   | Male           | Female   | Male            | Female   | Male               | Female   | Male        | Female   | Male     | Female    | Total     |  |
| <b>Full-Time</b>          |          |           |                  |          |          |          |                |          |                 |          |                    |          |             |          |          |           |           |  |
| <b>Undergraduate</b>      |          |           |                  |          |          |          |                |          |                 |          |                    |          |             |          |          |           |           |  |
| First-Time Freshmen       |          |           |                  |          |          |          |                |          |                 |          |                    |          |             |          | 0        | 0         | 0         |  |
| Other Freshmen            |          | 7         |                  | 1        |          |          |                |          |                 |          |                    |          |             |          | 0        | 8         | 8         |  |
| Sophomores                |          | 11        |                  | 2        |          |          |                |          |                 |          |                    |          |             |          | 0        | 13        | 13        |  |
| Juniors                   |          | 13        |                  | 1        |          | 1        |                |          |                 |          |                    |          |             | 1        | 0        | 16        | 16        |  |
| Seniors                   |          | 22        |                  |          |          | 1        |                |          |                 |          |                    |          |             |          | 0        | 23        | 23        |  |
| Special                   |          | 1         |                  |          |          |          |                |          |                 |          |                    |          |             |          | 0        | 1         | 1         |  |
| <b>Total</b>              | 0        | 54        | 0                | 4        | 0        | 2        | 0              | 0        | 0               | 0        | 0                  | 0        | 0           | 1        | 0        | 61        | 61        |  |
| <b>Total Full-Time</b>    | <b>0</b> | <b>54</b> | <b>0</b>         | <b>4</b> | <b>0</b> | <b>2</b> | <b>0</b>       | <b>0</b> | <b>0</b>        | <b>0</b> | <b>0</b>           | <b>0</b> | <b>0</b>    | <b>1</b> | <b>0</b> | <b>61</b> | <b>61</b> |  |
| <b>Part-Time</b>          |          |           |                  |          |          |          |                |          |                 |          |                    |          |             |          |          |           |           |  |
| <b>Undergraduate</b>      |          |           |                  |          |          |          |                |          |                 |          |                    |          |             |          |          |           |           |  |
| First-Time Freshmen       |          |           |                  |          |          |          |                |          |                 |          |                    |          |             |          | 0        | 0         | 0         |  |
| Other Freshmen            |          | 2         |                  |          |          |          | 1              |          |                 |          |                    |          |             |          | 1        | 2         | 3         |  |
| Sophomores                |          | 2         |                  |          |          |          |                |          |                 |          |                    |          |             |          | 0        | 2         | 2         |  |
| Juniors                   |          | 6         |                  | 1        |          |          |                |          |                 |          |                    |          |             |          | 0        | 7         | 7         |  |
| Seniors                   |          | 9         |                  | 2        |          |          |                |          |                 | 1        |                    |          |             | 1        | 0        | 13        | 13        |  |
| Special                   |          |           |                  |          |          |          |                |          |                 |          |                    |          |             |          | 0        | 0         | 0         |  |
| <b>Total</b>              | 0        | 19        | 0                | 3        | 0        | 0        | 1              | 0        | 0               | 1        | 0                  | 0        | 0           | 1        | 1        | 24        | 25        |  |
| <b>Total Part-Time</b>    | <b>0</b> | <b>19</b> | <b>0</b>         | <b>3</b> | <b>0</b> | <b>0</b> | <b>1</b>       | <b>0</b> | <b>0</b>        | <b>1</b> | <b>0</b>           | <b>0</b> | <b>0</b>    | <b>1</b> | <b>1</b> | <b>24</b> | <b>25</b> |  |
| <b>Total</b>              |          |           |                  |          |          |          |                |          |                 |          |                    |          |             |          |          |           |           |  |
| <b>Undergraduate</b>      |          |           |                  |          |          |          |                |          |                 |          |                    |          |             |          |          |           |           |  |
| First-Time Freshmen       |          |           |                  |          |          |          |                |          |                 |          |                    |          |             |          | 0        | 0         | 0         |  |
| Other Freshmen            |          | 9         |                  | 1        |          |          | 1              |          |                 |          |                    |          |             |          | 1        | 10        | 11        |  |
| Sophomores                |          | 13        |                  | 2        |          |          |                |          |                 |          |                    |          |             |          | 0        | 15        | 15        |  |
| Juniors                   |          | 19        |                  | 2        |          | 1        |                |          |                 |          |                    |          |             | 1        | 0        | 23        | 23        |  |
| Seniors                   |          | 31        |                  | 2        |          | 1        |                |          |                 | 1        |                    |          |             | 1        | 0        | 36        | 36        |  |
| Special                   |          | 1         |                  |          |          |          |                |          |                 |          |                    |          |             |          | 0        | 1         | 1         |  |
| <b>Total</b>              | 0        | 73        | 0                | 7        | 0        | 2        | 1              | 0        | 0               | 1        | 0                  | 0        | 0           | 2        | 1        | 85        | 86        |  |
| <b>Total All Students</b> | <b>0</b> | <b>73</b> | <b>0</b>         | <b>7</b> | <b>0</b> | <b>2</b> | <b>1</b>       | <b>0</b> | <b>0</b>        | <b>1</b> | <b>0</b>           | <b>0</b> | <b>0</b>    | <b>2</b> | <b>1</b> | <b>85</b> | <b>86</b> |  |

**Figure 29.**  
 Cooperative Graduate Program  
 Delivery-Site Head Count  
 Spring 1998 through Spring 2008

Head Count by Student Level



Credit Hours taken by these students are reported in respective college of curriculum.

Spring 2008: 27 students in the Mater’s Public Health program, 16 in the GNIF (Global Information Operations Certificate Program) and 3 in the HSRT (HR Training Certificate Program).



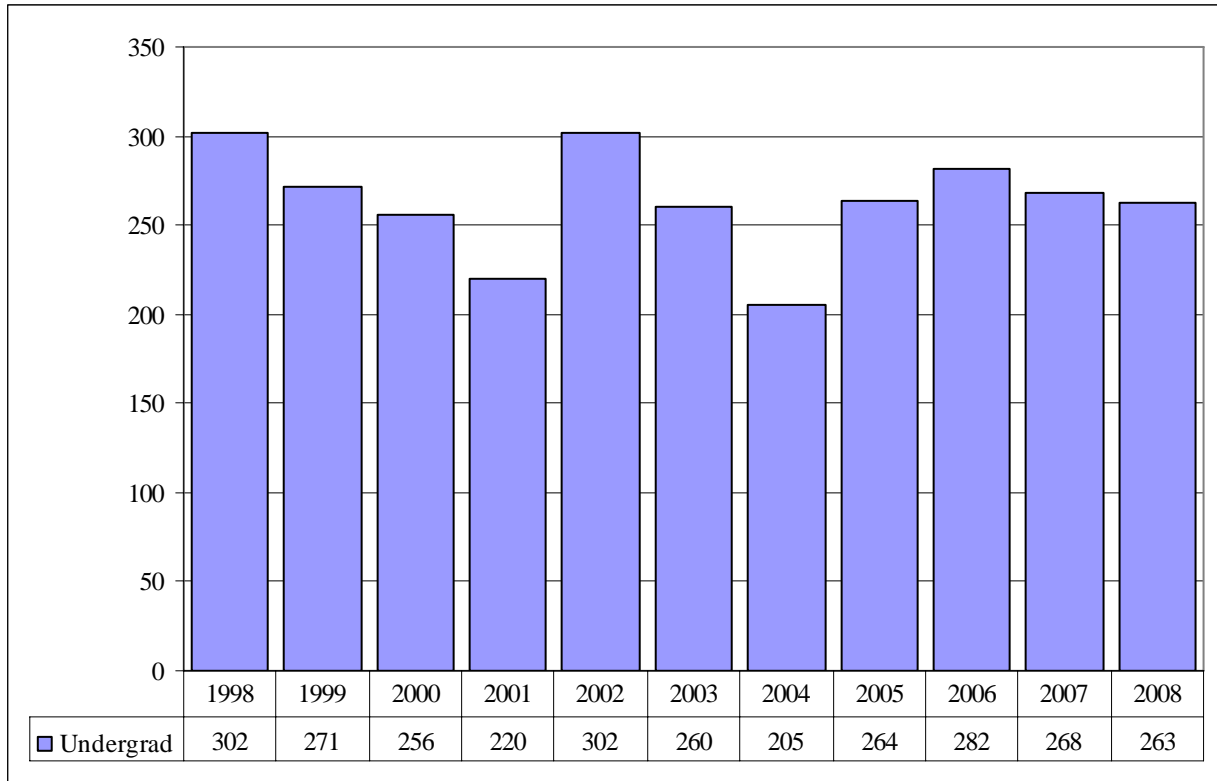
Table 17.

Cooperative Graduate Program Head Count Summary for Full and Part-Time,  
Graduate Students by Gender and Race Classification: Spring 2008

|                           | White     |           | African American |          | Hispanic |          | Asian American |          | Native American |          | Non-Resident Alien |          | No Response |          | Total     |           |           |
|---------------------------|-----------|-----------|------------------|----------|----------|----------|----------------|----------|-----------------|----------|--------------------|----------|-------------|----------|-----------|-----------|-----------|
|                           | Male      | Female    | Male             | Female   | Male     | Female   | Male           | Female   | Male            | Female   | Male               | Female   | Male        | Female   | Male      | Female    | Total     |
| <b>Full-Time</b>          |           |           |                  |          |          |          |                |          |                 |          |                    |          |             |          |           |           |           |
| <b>Graduate</b>           |           |           |                  |          |          |          |                |          |                 |          |                    |          |             |          |           |           |           |
| Certificate               |           |           |                  |          |          |          |                |          |                 |          |                    |          |             |          | 0         | 0         | 0         |
| Masters                   |           | 1         |                  | 2        |          |          |                |          |                 |          |                    | 1        |             |          | 0         | 4         | 4         |
| Doctoral                  |           |           |                  |          |          |          |                |          |                 |          |                    |          |             |          | 0         | 0         | 0         |
| Special Graduate          |           |           |                  |          |          |          |                |          |                 |          |                    |          |             |          | 0         | 0         | 0         |
| <b>Total</b>              | 0         | 1         | 0                | 2        | 0        | 0        | 0              | 0        | 0               | 0        | 0                  | 1        | 0           | 0        | 0         | 4         | 4         |
| <b>Total Full-Time</b>    | <b>0</b>  | <b>1</b>  | <b>0</b>         | <b>2</b> | <b>0</b> | <b>0</b> | <b>0</b>       | <b>0</b> | <b>0</b>        | <b>0</b> | <b>0</b>           | <b>1</b> | <b>0</b>    | <b>0</b> | <b>0</b>  | <b>4</b>  | <b>4</b>  |
|                           |           |           |                  |          |          |          |                |          |                 |          |                    |          |             |          |           |           |           |
| <b>Part-Time</b>          |           |           |                  |          |          |          |                |          |                 |          |                    |          |             |          |           |           |           |
| <b>Graduate</b>           |           |           |                  |          |          |          |                |          |                 |          |                    |          |             |          |           |           |           |
| Certificate               | 10        | 6         |                  | 1        |          |          |                |          |                 |          |                    |          | 2           |          | 12        | 7         | 19        |
| Masters                   | 2         | 14        |                  | 4        |          |          |                | 1        | 1               |          |                    |          | 0           | 1        | 3         | 20        | 23        |
| Doctoral                  |           |           |                  |          |          |          |                |          |                 |          |                    |          |             |          | 0         | 0         | 0         |
| Special Graduate          |           |           |                  |          |          |          |                |          |                 |          |                    |          |             |          | 0         | 0         | 0         |
| <b>Total</b>              | 12        | 20        | 0                | 5        | 0        | 0        | 0              | 1        | 1               | 0        | 0                  | 0        | 2           | 1        | 15        | 27        | 42        |
| <b>Total Part-Time</b>    | <b>12</b> | <b>20</b> | <b>0</b>         | <b>5</b> | <b>0</b> | <b>0</b> | <b>0</b>       | <b>1</b> | <b>1</b>        | <b>0</b> | <b>0</b>           | <b>0</b> | <b>2</b>    | <b>1</b> | <b>15</b> | <b>27</b> | <b>42</b> |
|                           |           |           |                  |          |          |          |                |          |                 |          |                    |          |             |          |           |           |           |
| <b>Total</b>              |           |           |                  |          |          |          |                |          |                 |          |                    |          |             |          |           |           |           |
| <b>Graduate</b>           |           |           |                  |          |          |          |                |          |                 |          |                    |          |             |          |           |           |           |
| Certificate               | 10        | 6         |                  | 1        |          |          |                |          |                 |          |                    |          | 2           |          | 12        | 7         | 19        |
| Masters                   | 2         | 15        |                  | 6        |          |          |                | 1        | 1               |          |                    | 1        | 0           | 1        | 3         | 24        | 27        |
| Doctoral                  |           |           |                  |          |          |          |                |          |                 |          |                    |          |             |          | 0         | 0         | 0         |
| Special Graduate          |           |           |                  |          |          |          |                |          |                 |          |                    |          |             |          | 0         | 0         | 0         |
| <b>Total</b>              | 12        | 21        | 0                | 7        | 0        | 0        | 0              | 1        | 1               | 0        | 0                  | 1        | 2           | 1        | 15        | 31        | 46        |
|                           |           |           |                  |          |          |          |                |          |                 |          |                    |          |             |          |           |           |           |
| <b>Total All Students</b> | <b>12</b> | <b>21</b> | <b>0</b>         | <b>7</b> | <b>0</b> | <b>0</b> | <b>0</b>       | <b>1</b> | <b>1</b>        | <b>0</b> | <b>0</b>           | <b>1</b> | <b>2</b>    | <b>1</b> | <b>15</b> | <b>31</b> | <b>46</b> |

**Figure 30.**  
 Other  
 Student Credit Hours by Level of Instruction  
 Spring 1998 through Spring 2008

Student Credit Hours by Course Level



Credit hours reported here are for ROTC and Honors Courses.

### Glossary

Except where noted, the total head count and student credit hours in this enrollment report are provided on a delivery-site basis. Delivery-site includes enrollment in all courses taught at UNO regardless of “home” campus. This means that student credit hours are reported for courses in the colleges. Student enrollment is counted in the college declared by the student. Specifically, the delivery-site enrollment numbers include students in degree programs in the UNL Colleges of Agriculture, Architecture, Engineering and Technology, and Education and Human Science.

**FIRST-TIME, Entering (freshmen) Student:** Students attending any institution for the first time at the undergraduate level. For students entering the fall term, this includes students enrolled in the fall term who attended college for the first time in the prior summer term. Also included are students who entered with advanced standing, i.e. college credits earned before graduation from high school.

**OTHER FRESHMEN:** At the beginning of the current semester, undergraduate students who (1) are not First-Time Freshmen and (2) have less than 27 semester hours earned from all institutions of higher education attended.

**SOPHOMORES:** At the beginning of the current semester, undergraduate students who have at least 27, but not more than 57, semester hours earned from all institutions of higher education attended.

**JUNIORS:** At the beginning of the current semester, undergraduate students who have at least 58, but not more than 90, semester hours earned from all institutions of higher education attended.

**SENIORS:** At the beginning of the current semester, undergraduate students who have at least 91 semester hours earned from all institutions of higher education attended.

**NON-DEGREE/INTER-CAMPUS/SPECIAL UNDERGRADUATES:** Special undergraduates not pursuing a degree at UNO in various programs: Inter-Campus UNMC, UNK, UNL, and Non-Degree.

**NON-DEGREE/INTER-CAMPUS/SPECIAL GRADUATE STUDENTS:** Special graduate students not pursuing a degree at UNO in various programs: Engineering Transfer Program, Inter-Campus UNMC, UNK, UNL, Inter-Campus UNL Graduate Psychology and Non-Degree.

**MASTERS/SPECIALIST:** Graduate students pursuing a degree less than doctoral.

**DOCTORAL:** Graduate students who have been accepted into a doctoral program.

**FULL-TIME:** In the current semester, undergraduate students enrolled for 12 or more semester hours, or graduate students enrolled for 9 or more semester hours.

**PART-TIME:** In the current semester, undergraduate students enrolled for less than 12 semester hours, or graduate students enrolled for less than 9 semester hours.

**COOPERATIVE GRADUATE PROGRAM:** Graduate students enrolled in Public Health or Human Resources or Global Information Operations and Training Programs offered cooperatively by two or more colleges.