


2016

Completions 2016-17

UNO Office of Institutional Effectiveness
University of Nebraska at Omaha

Follow this and additional works at: <http://digitalcommons.unomaha.edu/ipedscompletions>

 Part of the [Educational Assessment, Evaluation, and Research Commons](#), and the [Higher Education Commons](#)

Recommended Citation

Office of Institutional Effectiveness, UNO, "Completions 2016-17" (2016). *IPEDS Completions*. 15.
<http://digitalcommons.unomaha.edu/ipedscompletions/15>

This Report is brought to you for free and open access by the Integrated Postsecondary Education Data System at DigitalCommons@UNO. It has been accepted for inclusion in IPEDS Completions by an authorized administrator of DigitalCommons@UNO. For more information, please contact unodigitalcommons@unomaha.edu.



Institution: University of Nebraska at Omaha (181394) User ID: P1813941

Completions Overview

Welcome to the IPEDS Completions survey component. The Completions component is one of several IPEDS components that is conducted during the Fall data collection period. It collects the number of degrees and certificates awarded by field of study, level of award, race/ethnicity, and gender. The reporting period for the Completions component is during the 12-month time period beginning July 1 of the previous calendar year and ending June 30 of the current calendar year; therefore, for this year's Completions component, the reporting period is between July 1, 2015 and June 30, 2016. The Completions component is also collecting the number of students (e.g., completers) who earned awards between July 1, 2015 and June 30, 2016.

Completions Common Errors

Some common completions component errors include the following:

- Including award levels on your current year Completions that were not reported on your previous year's (PY) Institutional Characteristics (IC). [Award levels in the PY IC component cannot be changed; therefore, contact the IPEDS Help Desk at 1-877-225-2568 if you need assistance.]
- Forgetting to select CIP codes for new programs of study that are offered by the institution, but do not have completions for the reporting period.
- Forgetting to enter in zero in at least one of the cells for CIP codes that do not have completions.

Recent Changes

- The following question on **distance education** has been added to the bottom of each individual "CIP Data" screen:
"Is this program offered as a distance education program?"
- The following two screens, which collect data specifically on students were added to this component, beginning in the 2013-14 survey year:
 - **"All Completers"** - Collects the number of students who earned an award between July 1, 2015 and June 30, 2016 by gender and race/ethnicity. (The intent of this screen is to collect an **unduplicated count** of total numbers of completers.)
 - **"Completers by Level"** - Collects the number of students who earned an award between July 1, 2015 and June 30, 2016 by award level and 1) by gender; 2) by race/ethnicity; and 3) by age.
- The definition for Post-baccalaureate Certificate has changed slightly for the 2016-17 collection. The new definition is as follows: **An award that requires completion of an organized program of study beyond the bachelor's. It is designed for persons who have completed a baccalaureate degree, but does not meet the requirements of a master's degree.**

NOTE: Even though Teacher Preparation certificate programs may require a bachelor's degree for admission, they are considered sub-baccalaureate undergraduate programs, and students in these programs are undergraduate students.

General Information

CIP Codes:

The [CIP 2010 Website](#) includes a list of new CIP codes, a list of deleted CIP codes, a list of moved CIP Codes, and an online crosswalk of the 2000 CIP and 2010 CIP.

The Resources Page of the CIP 2010 website contains many valuable resources including:

- CIP 2010 Manual and copies of previous editions of the CIP Manual
- Crosswalk between the 2000 CIP codes and the 2010 CIP codes in Excel format

Keep in mind that some information provided by institutions on the Completions component appear in the [College Navigator](#), which is a major tool used by consumers searching for information about postsecondary education. It is therefore vitally important that you include accurate information about your institution.

Survey materials can be downloaded using the following link: [Survey Materials](#).

The prior year revision system can be accessed using the following link: [Prior Year Revision System](#)

CIPCODE	Award Level	Major	Gender	Non Resident Alien	Hispanic / Latino	American Indian or Alaska Native	Asian	Black or African American	Native Hawaiian or Other Pacific Islander	White	Two or more Races	Race/ ethnicity unknown	Total	distance education program
Computer Science	6 - Postbaccalaureate certificates		Women	0	0	0	0	0	0	0	0	0	0	
			Total	0	0	0	0	0	0	0	0	0	0	No
11.0701 Computer Science	7 - Master's degree	1	Men	35	0	0	1	0	0	5	0	1	42	
			Women	18	0	0	0	0	0	2	0	0	20	
			Total	53	0	0	1	0	0	7	0	1	62	No
11.0701 Computer Science	5 - Bachelor's degree	2	Men	0	0	0	0	0	0	0	0	0	0	
			Women	0	0	0	0	0	0	0	0	0	0	
			Total	0	0	0	0	0	0	0	0	0	0	No
11.0802 Data Modeling/Warehousing and Database Administration	4 - Awards of at least 2 but less than 4 academic years	1	Men	2	0	0	0	0	0	0	0	0	2	
			Women	0	0	0	0	1	0	0	0	0	1	
			Total	2	0	0	0	1	0	0	0	0	0	3
11.0901 Computer Systems Networking and Telecommunications	6 - Postbaccalaureate certificates	1	Men	0	0	0	0	0	0	0	0	0	0	
			Women	0	0	0	0	0	0	0	0	0	0	
			Total	0	0	0	0	0	0	0	0	0	0	0
11.1001 Network and System Administration/Administrator	4 - Awards of at least 2 but less than 4 academic years	1	Men	0	0	0	0	0	0	0	0	0	0	
			Women	0	0	0	0	0	0	0	0	0	0	
			Total	0	0	0	0	0	0	0	0	0	0	0
11.1003 Computer and Information Systems Security/Information Assurance	5 - Bachelor's degree	1	Men	0	0	0	0	0	0	10	1	1	12	
			Women	0	0	0	0	0	0	1	0	0	1	
			Total	0	0	0	0	0	0	11	1	1	13	Yes
11.1003 Computer and Information Systems Security/Information Assurance	6 - Postbaccalaureate certificates	1	Men	0	0	0	0	0	0	0	0	0	0	
			Women	0	0	0	0	0	0	0	0	0	0	
			Total	0	0	0	0	0	0	0	0	0	0	0
11.1003 Computer and Information Systems Security/Information Assurance	7 - Master's degree	1	Men	1	0	0	1	0	0	11	0	0	13	
			Women	0	0	0	0	0	0	1	0	0	1	
			Total	1	0	0	1	0	0	12	0	0	0	14
11.1003 Computer and Information Systems Security/Information Assurance	5 - Bachelor's degree	2	Men	0	0	0	0	0	0	0	0	0	0	
			Women	0	0	0	0	0	0	0	0	0	0	
			Total	0	0	0	0	0	0	0	0	0	0	0
11.1005 Information Technology Project Management	6 - Postbaccalaureate certificates	1	Men	1	0	0	0	0	0	5	0	0	6	
			Women	2	0	0	0	0	0	1	0	0	3	
			Total	3	0	0	0	0	0	6	0	0	9	No
13.0401 Educational Leadership and Administration, General	7 - Master's degree	1	Men	0	0	0	0	0	0	6	0	0	6	
			Women	0	0	1	0	0	0	7	0	0	8	
			Total	0	0	1	0	0	0	13	0	0	0	14
13.0401 Educational Leadership and Administration, General	8 - Post-Master's certificates	1	Men	0	0	0	0	0	0	0	0	0	0	
			Women	0	0	0	0	0	0	0	0	0	0	
			Total	0	0	0	0	0	0	0	0	0	0	0
13.0401 Educational Leadership and Administration, General	17 - Doctor's degree - research / scholarship	1	Men	0	0	0	0	0	0	3	0	0	3	
			Women	0	0	0	0	0	0	7	1	0	8	
			Total	0	0	0	0	0	0	10	1	0	0	11

CIPCODE	Award Level	Major	Gender	Non Resident Alien	Hispanic / Latino	American Indian or Alaska Native	Asian	Black or African American	Native Hawaiian or Other Pacific Islander	White	Two or more Races	Race/ ethnicity unknown	Total	distance education program
13.0501 Educational/Instructional Technology	6 - Postbaccalaureate certificates	1	Men	0	0	0	0	0	0	0	0	0	0	
			Women	0	0	0	0	0	0	1	0	0	1	
			Total	0	0	0	0	0	0	1	0	0	1	No
13.1001 Special Education and Teaching, General	5 - Bachelor's degree	1	Men	0	0	0	0	0	0	1	0	0	1	
			Women	0	1	0	0	0	0	2	0	0	3	
			Total	0	1	0	0	0	0	3	0	0	4	No
13.1001 Special Education and Teaching, General	7 - Master's degree	1	Men	0	0	0	0	0	0	1	0	0	1	
			Women	0	0	0	0	0	0	20	0	0	20	
			Total	0	0	0	0	0	0	21	0	0	21	Yes
13.1012 Education/Teaching of Individuals with Speech or Language Impairments	5 - Bachelor's degree	1	Men	0	0	0	0	0	0	1	0	0	1	
			Women	0	0	0	0	0	0	21	1	0	22	
			Total	0	0	0	0	0	0	22	1	0	23	No
13.1012 Education/Teaching of Individuals with Speech or Language Impairments	7 - Master's degree	1	Men	0	0	0	0	0	0	1	1	0	2	
			Women	0	1	0	0	0	0	17	1	0	19	
			Total	0	1	0	0	0	0	18	2	0	21	No
13.1019 Education/Teaching of Individuals in Secondary Special Education Programs	5 - Bachelor's degree	1	Men	0	0	0	0	0	0	0	0	0	0	
			Women	0	0	0	0	0	0	0	0	0	0	
			Total	0	0	0	0	0	0	0	0	0	0	No
13.1101 Counselor Education/School Counseling and Guidance Services	7 - Master's degree	1	Men	0	0	0	0	1	0	13	1	0	15	
			Women	0	0	0	0	2	0	32	3	0	37	
			Total	0	0	0	0	3	0	45	4	0	52	No
13.1202 Elementary Education and Teaching	5 - Bachelor's degree	1	Men	0	0	1	0	0	0	6	0	0	7	
			Women	0	1	0	3	3	0	94	3	8	112	
			Total	0	1	1	3	3	0	100	3	8	119	No
13.1202 Elementary Education and Teaching	7 - Master's degree	1	Men	0	0	0	0	0	0	3	0	0	3	
			Women	1	1	0	1	2	0	39	1	2	47	
			Total	1	1	0	1	2	0	42	1	2	50	No
13.1205 Secondary Education and Teaching	5 - Bachelor's degree	1	Men	0	2	0	0	1	0	23	1	2	29	
			Women	0	2	1	0	1	0	45	1	2	52	
			Total	0	4	1	0	2	0	68	2	4	81	No
13.1205 Secondary Education and Teaching	7 - Master's degree	1	Men	0	0	0	0	1	0	7	0	0	8	
			Women	0	2	0	0	0	0	18	0	1	21	
			Total	0	2	0	0	1	0	25	0	1	29	No
13.1205 Secondary Education and Teaching	5 - Bachelor's degree	2	Men	0	0	0	0	0	0	0	0	0	0	
			Women	0	0	0	0	0	0	0	0	0	0	
			Total	0	0	0	0	0	0	0	0	0	0	No
13.1302 Art Teacher Education	5 - Bachelor's degree	1	Men	0	0	0	0	0	0	0	0	0	0	
			Women	0	0	0	0	0	0	0	0	0	0	
			Total	0	0	0	0	0	0	0	0	0	0	No
13.1311 Mathematics Teacher Education	7 - Master's degree	1	Men	0	0	0	0	0	0	1	0	0	1	
			Women	0	0	0	0	0	0	2	0	0	2	
			Total	0	0	0	0	0	0	3	0	0	3	No
13.1312		1	Men	0	0	0	0	0	0	1	0	0	1	

CIPCODE	Award Level	Major	Gender	Non Resident Alien	Hispanic / Latino	American Indian or Alaska Native	Asian	Black or African American	Native Hawaiian or Other Pacific Islander	White	Two or more Races	Race/ ethnicity unknown	Total	distance education program
Music Teacher Education	5 - Bachelor's degree		Women	0	0	0	1	0	0	3	0	0	4	
			Total	0	0	0	1	0	0	4	0	0	5	No
13.1315 Reading Teacher Education	7 - Master's degree	1	Men	0	0	0	0	0	0	0	1	0	1	
			Women	0	2	0	0	6	0	30	3	0	41	
			Total	0	2	0	0	6	0	30	4	0	42	No
13.1401 Teaching English as a Second or Foreign Language/ESL Language Instructor	6 - Postbaccalaureate certificates	1	Men	0	1	0	1	0	0	3	1	0	6	
			Women	0	1	0	1	1	0	2	1	0	6	
			Total	0	2	0	2	1	0	5	2	0	12	No
16.0101 Foreign Languages and Literatures, General	5 - Bachelor's degree	1	Men	0	2	0	0	0	0	2	0	2	6	
			Women	1	4	0	0	1	0	12	4	0	22	
			Total	1	6	0	0	1	0	14	4	2	28	No
16.0101 Foreign Languages and Literatures, General	5 - Bachelor's degree	2	Men	0	1	0	0	0	0	3	1	0	5	
			Women	0	1	0	0	0	0	2	2	1	6	
			Total	0	2	0	0	0	0	5	3	1	11	No
16.0199 Linguistic, Comparative, and Related Language Studies and Services, Other	7 - Master's degree	1	Men	0	0	0	0	0	0	3	0	0	3	
			Women	0	0	0	0	0	0	1	1	0	2	
			Total	0	0	0	0	0	0	4	1	0	5	No
22.9999 Legal Professions and Studies, Other	5 - Bachelor's degree	1	Men	0	0	0	0	0	0	0	1	0	1	
			Women	0	0	0	0	0	0	1	0	0	1	
			Total	0	0	0	0	0	0	1	1	0	2	No
23.0101 English Language and Literature, General	5 - Bachelor's degree	1	Men	0	0	0	0	0	0	7	1	2	10	
			Women	0	1	0	1	1	0	17	4	0	24	
			Total	0	1	0	1	1	0	24	5	2	34	No
23.0101 English Language and Literature, General	7 - Master's degree	1	Men	0	0	0	0	0	0	6	0	1	7	
			Women	0	0	0	0	0	0	11	0	0	11	
			Total	0	0	0	0	0	0	17	0	1	18	No
23.0101 English Language and Literature, General	5 - Bachelor's degree	2	Men	0	0	0	0	0	0	0	0	0	0	
			Women	0	0	0	0	0	0	1	0	0	1	
			Total	0	0	0	0	0	0	1	0	0	1	No
23.1302 Creative Writing	5 - Bachelor's degree	1	Men	0	0	0	0	1	0	2	1	0	4	
			Women	0	0	0	0	0	0	10	1	0	11	
			Total	0	0	0	0	1	0	12	2	0	15	No
23.1302 Creative Writing	6 - Postbaccalaureate certificates	1	Men	0	0	0	0	0	0	3	0	0	3	
			Women	0	0	0	0	0	0	4	0	0	4	
			Total	0	0	0	0	0	0	7	0	0	7	No
23.1302 Creative Writing	7 - Master's degree	1	Men	0	0	0	0	0	0	8	1	0	9	
			Women	0	0	0	0	2	0	6	1	1	10	
			Total	0	0	0	0	2	0	14	2	1	19	Yes
23.1303 Professional, Technical, Business, and Scientific Writing	6 - Postbaccalaureate certificates	1	Men	0	0	0	0	0	0	0	0	0	0	
			Women	0	0	0	0	0	0	0	0	0	0	
			Total	0	0	0	0	0	0	0	0	0	0	No
24.0102 General Studies	5 - Bachelor's degree	1	Men	0	1	0	0	2	0	33	4	0	40	
			Women	0	1	1	0	7	0	39	2	2	52	
			Total	0	2	1	0	9	0	72	6	2	92	Yes

CIPCODE	Award Level	Major	Gender	Non Resident Alien	Hispanic / Latino	American Indian or Alaska Native	Asian	Black or African American	Native Hawaiian or Other Pacific Islander	White	Two or more Races	Race/ ethnicity unknown	Total	distance education program
50.0901 Music, General	5 - Bachelor's degree	1	Men	0	0	0	1	2	0	7	0	0	10	
			Women	0	0	0	0	0	0	7	2	0	9	
			Total	0	0	0	1	2	0	14	2	0	19	No
50.0901 Music, General	7 - Master's degree	1	Men	0	0	0	0	0	0	1	0	0	1	
			Women	0	0	0	0	0	0	5	0	0	5	
			Total	0	0	0	0	0	0	6	0	0	6	No
50.0903 Music Performance, General	5 - Bachelor's degree	1	Men	0	0	0	0	2	0	5	0	0	7	
			Women	0	0	0	0	0	0	3	0	0	3	
			Total	0	0	0	0	2	0	8	0	0	10	No
50.0903 Music Performance, General	5 - Bachelor's degree	2	Men	0	0	0	0	0	0	0	0	0	0	
			Women	0	0	0	0	0	0	0	0	0	0	
			Total	0	0	0	0	0	0	0	0	0	0	No
50.0904 Music Theory and Composition	5 - Bachelor's degree	1	Men	0	0	0	0	0	0	0	0	0	0	
			Women	0	0	0	0	0	0	0	0	0	0	
			Total	0	0	0	0	0	0	0	0	0	0	No
50.0907 Keyboard Instruments	5 - Bachelor's degree	1	Men	0	0	0	0	0	0	0	0	0	0	
			Women	0	0	0	0	0	0	0	0	0	0	
			Total	0	0	0	0	0	0	0	0	0	0	No
50.0908 Voice and Opera	5 - Bachelor's degree	1	Men	0	0	0	0	0	0	0	0	0	0	
			Women	0	0	0	0	0	0	0	0	0	0	
			Total	0	0	0	0	0	0	0	0	0	0	No
50.0911 Stringed Instruments	5 - Bachelor's degree	1	Men	0	0	0	0	0	0	0	0	0	0	
			Women	0	0	0	0	0	0	0	0	0	0	
			Total	0	0	0	0	0	0	0	0	0	0	No
51.0701 Health/Health Care Administration/Management	5 - Bachelor's degree	1	Men	0	0	0	0	2	0	4	0	0	6	
			Women	0	3	0	1	6	0	13	0	1	24	
			Total	0	3	0	1	8	0	17	0	1	30	No
51.0913 Athletic Training/Trainer	5 - Bachelor's degree	1	Men	0	1	0	0	0	0	5	0	0	6	
			Women	0	0	0	0	1	0	4	0	2	7	
			Total	0	1	0	0	1	0	9	0	2	13	No
51.0913 Athletic Training/Trainer	7 - Master's degree	1	Men	4	0	0	0	0	0	2	0	0	6	
			Women	1	0	0	0	1	0	3	1	0	6	
			Total	5	0	0	0	1	0	5	1	0	12	No
51.1504 Community Health Services/Liaison/Counseling	5 - Bachelor's degree	1	Men	0	0	0	0	0	0	0	0	0	0	
			Women	0	0	0	0	0	0	0	0	0	0	
			Total	0	0	0	0	0	0	0	0	0	0	No
51.2201 Public Health, General	5 - Bachelor's degree	1	Men	0	0	0	0	0	0	1	0	0	1	
			Women	0	4	0	0	3	1	15	0	2	25	
			Total	0	4	0	0	3	1	16	0	2	26	No
52.0101 Business/Commerce, General	5 - Bachelor's degree	1	Men	0	1	1	1	3	0	11	1	0	18	
			Women	0	3	0	1	0	14	2	1	21		
			Total	0	4	1	2	3	0	25	3	1	39	Yes
52.0201 Business Administration and Management, General	5 - Bachelor's degree	1	Men	5	2	1	2	0	0	54	3	3	70	
			Women	3	6	0	3	5	0	40	3	1	61	
			Total	8	8	1	5	5	0	94	6	4	131	No
52.0201		1	Men	9	0	0	3	3	0	64	2	1	82	

CIPCODE	Award Level	Major	Gender	Non Resident Alien	Hispanic / Latino	American Indian or Alaska Native	Asian	Black or African American	Native Hawaiian or Other Pacific Islander	White	Two or more Races	Race/ ethnicity unknown	Total	distance education program
Business Administration and Management, General	7 - Master's degree		Women	4	0	0	2	1	0	31	2	1	41	
			Total	13	0	0	5	4	0	95	4	2	123	No
52.0201 Business Administration and Management, General	5 - Bachelor's degree	2	Men	0	0	0	0	0	0	0	0	0	0	
			Women	0	0	0	0	0	0	0	0	0	0	0
52.0203 Logistics, Materials, and Supply Chain Management	5 - Bachelor's degree	1	Total	0	0	0	0	0	0	0	0	0	0	No
			Men	0	0	0	0	0	0	0	0	0	0	0
52.0299 Business Administration, Management and Operations, Other	5 - Bachelor's degree	1	Women	0	0	0	0	0	0	0	0	0	0	
			Total	0	0	0	0	0	0	1	0	0	0	1
52.0299 Business Administration, Management and Operations, Other	6 - Postbaccalaureate certificates	1	Men	0	0	0	0	0	0	0	0	0	0	
			Women	0	0	0	0	0	0	0	0	0	0	0
52.0301 Accounting	5 - Bachelor's degree	1	Total	0	0	0	0	0	0	0	0	0	0	No
			Men	0	1	0	2	4	0	49	4	4	64	
52.0301 Accounting	7 - Master's degree	1	Women	0	3	0	4	4	0	28	1	2	42	
			Total	0	4	0	6	8	0	77	5	6	106	No
52.0301 Accounting	5 - Bachelor's degree	2	Men	0	0	0	0	0	0	0	0	0	0	
			Women	0	0	0	0	0	0	0	0	0	0	0
52.0601 Business/Managerial Economics	5 - Bachelor's degree	1	Total	0	0	0	0	0	0	0	0	0	0	No
			Men	2	1	0	1	0	0	2	2	0	8	
52.0601 Business/Managerial Economics	5 - Bachelor's degree	2	Women	1	0	0	0	0	0	2	0	0	3	
			Total	3	1	0	1	0	0	4	2	0	11	No
52.0703 Small Business Administration/Management	5 - Bachelor's degree	1	Men	0	0	0	0	0	0	0	0	0	0	
			Women	0	0	0	0	0	0	0	0	0	0	0
52.0703 Small Business Administration/Management	5 - Bachelor's degree	2	Total	0	0	0	0	0	0	0	0	0	0	No
			Men	1	0	1	0	0	0	7	1	0	10	
52.0801 Finance, General	5 - Bachelor's degree	1	Women	0	1	0	0	0	0	10	1	0	12	
			Total	1	1	1	0	0	0	17	2	0	22	No
52.0801 Finance, General	5 - Bachelor's degree	2	Men	0	0	0	0	0	0	0	0	0	0	
			Women	0	0	0	0	0	0	0	0	0	0	0
52.0803 Banking and Financial Support Services	5 - Bachelor's degree	1	Total	0	0	0	0	0	0	0	0	0	0	No
			Men	10	0	0	2	3	0	42	1	0	58	
52.0801 Finance, General	5 - Bachelor's degree	2	Women	3	2	0	1	0	0	15	0	0	21	
			Total	13	2	0	3	3	0	57	1	0	79	No
52.0803 Banking and Financial Support Services	5 - Bachelor's degree	1	Men	0	0	0	0	0	0	0	0	0	0	
			Women	0	0	0	0	0	0	0	0	0	0	0
52.0803 Banking and Financial Support Services	5 - Bachelor's degree	1	Total	0	0	0	0	0	0	0	0	0	0	No
			Men	10	0	0	2	1	0	40	1	0	54	
52.0803 Banking and Financial Support Services	5 - Bachelor's degree	1	Women	3	1	0	1	0	0	14	0	0	19	
			Total	13	1	0	3	1	0	54	1	0	73	No

Completions: total by first major

99.0000 Summary Grand Totals	Award Level	Nonresident alien	Hispanic Latino	American Indian or Alaska Native	Asian	Black or African American	Native Hawaiian or Other Pacific Islander	White	Two or more Races	Race/ethnicity unknown	Total	PY Total
Awards of at least 2 but less than 4 academic years	4											
Men		12	1	0	3	2	0	22	2	1	43	26
Women		0	0	0	0	2	0	2	0	0	4	4
Total		12	1	0	3	4	0	24	2	1	47	30
Bachelor's degree	5											
Men		59	35	4	31	53	0	853	68	32	1135	1095
Women		24	66	7	34	79	1	940	78	41	1270	1185
Total		83	101	11	65	132	1	1793	146	73	2405	2280
Postbaccalaureate certificates	6											
Men		11	1	0	2	1	0	17	1	0	33	30
Women		6	2	0	1	2	0	22	1	0	34	67
Total		17	3	0	3	3	0	39	2	0	67	97
Master's degree	7											
Men		103	2	0	9	11	0	242	15	9	391	325
Women		64	8	1	10	21	0	380	22	10	516	509
Total		167	10	1	19	32	0	622	37	19	907	834
Post-Master's certificates	8											
Men		0	0	0	0	0	0	1	0	0	1	0
Women		0	0	0	0	0	0	5	0	0	5	7
Total		0	0	0	0	0	0	6	0	0	6	7
Doctor's degree - research / scholarship	17											
Men		4	0	0	0	0	0	7	1	0	12	12
Women		2	0	0	1	0	0	13	1	0	17	15
Total		6	0	0	1	0	0	20	2	0	29	27

99.0000 Summary Grand Totals	Award Level	Nonresident alien	Hispanic Latino	American Indian or Alaska Native	Asian	Black or African American	Native Hawaiian or Other Pacific Islander	White	Two or more Races	Race/ethnicity unknown	Total	PY Total
------------------------------	-------------	-------------------	-----------------	----------------------------------	-------	---------------------------	-------------------------------------------	-------	-------------------	------------------------	-------	----------

Grand Total Men		189	39	4	45	67	0	1142	87	42	1615	1488
Grand Total Women		96	76	8	46	104	1	1362	102	51	1846	1787
Grand Total		285	115	12	91	171	1	2504	189	93	3461	3275

PY Grand Total Men		117	39	1	29	66	0	1138	54	44		1488
PY Grand Total Women		80	60	7	50	79	1	1378	86	46		1787
PY Grand Total		197	99	8	79	145	1	2516	140	90		3275

Completions: total by second major

99.0000 Summary Grand Totals	Award Level	Nonresident alien	Hispanic Latino	American Indian or Alaska Native	Asian	Black or African American	Native Hawaiian or Other Pacific Islander	White	Two or more Races	Race/ethnicity unknown	Total	PY Total
Bachelor's degree	5											
Men		0	1	1	1	0	0	12	3	0	18	15
Women		0	2	0	0	1	0	11	2	2	18	21
Total		0	3	1	1	1	0	23	5	2	36	36

Grand Total Men		0	1	1	1	0	0	12	3	0	18	15
Grand Total Women		0	2	0	0	1	0	11	2	2	18	21
Grand Total		0	3	1	1	1	0	23	5	2	36	36

PY Grand Total Men		1	1	0	0	0	0	13	0	0		15
PY Grand Total Women		0	5	0	0	0	0	15	0	1		21
PY Grand Total		1	6	0	0	0	0	28	0	1		36

All Completers

Institutions must report the following information. (Some data will be pre-populated from the completions by CIP code data.)

All Completers

Number of students by gender and race and ethnicity earning an award between July 1, 2015 and June 30, 2016. Count each student only once, regardless of how many awards he/she earned. The intent of this screen is to collect an unduplicated count of total numbers of *completers*.

- Report Hispanic/Latino individuals of any race as Hispanic/Latino
- Report race for non-Hispanic/Latino individuals only

	Men		Women		Total Students
	Number of Students	Total Awards	Number of Students	Total Awards	
<u>Nonresident alien</u>	155	189	79	96	234
<u>Hispanic/Latino</u>	33	39	66	76	99
<u>American Indian or Alaska Native</u>	3	4	8	8	11
<u>Asian</u>	35	45	41	46	76
<u>Black or African American</u>	64	67	95	104	159
<u>Native Hawaiian or Other Pacific Islander</u>		0	1	1	1
<u>White</u>	1,002	1,142	1,280	1,362	2,282
<u>Two or more races</u>	80	87	97	102	177
<u>Race and ethnicity unknown</u>	40	42	49	51	89
TOTAL	1,412	1,615	1,716	1,846	3,128
PY TOTAL	1,281		1,621		2,902

Completers by Level

Institutions must report the following information. This screen will be shown for each of the following award categories for which completions have been reported:

- Less than 1-year certificates
- At least 1 but less than 4-year certificates
- Associate's degrees
- Bachelor's degrees
- Master's degrees
- Doctor's degrees
- Postbaccalaureate and post-master's certificates

At least 1 but less than 4-year certificates

Number of students by gender, by race and ethnicity, and by age earning this award between July 1, 2015 and June 30, 2016. Each student should be counted once per award level. For example, if a student earned a master's degree and a doctor's degree, he/she should be counted once in master's and once in doctor's. A student earning two master's degrees should be counted only once.


- Report Hispanic/Latino individuals of any race as Hispanic/Latino
- Report race for non-Hispanic/Latino individuals only

	Number of Students	Total Awards
By Gender		
Men	<input type="text" value="41"/>	43
Women	<input type="text" value="3"/>	4
TOTAL	<input type="text" value="44"/>	47
PY TOTAL	27	

By Race/Ethnicity

<u>Nonresident alien</u>	<input type="text" value="10"/>	12
<u>Hispanic/Latino</u>	<input type="text" value="1"/>	1
<u>American Indian or Alaska Native</u>	<input type="text" value=""/>	0
<u>Asian</u>	<input type="text" value="3"/>	3
<u>Black or African American</u>	<input type="text" value="3"/>	4
<u>Native Hawaiian or Other Pacific Islander</u>	<input type="text" value=""/>	0

	<input type="text"/>	
<u>White</u>	<input type="text" value="24"/>	24
Two or more races	<input type="text" value="2"/>	2
<u>Race and ethnicity unknown</u>	<input type="text" value="1"/>	1
TOTAL	44	47

 **By Age**

Under 18	<input type="text" value="0"/>	
18-24	<input type="text" value="23"/>	
25-39	<input type="text" value="19"/>	
40 and Above	<input type="text" value="2"/>	
Age Unknown	<input type="text" value="0"/>	
TOTAL	44	47

Completers by Level

Institutions must report the following information. This screen will be shown for each of the following award categories for which completions have been reported:

- Less than 1-year certificates
- At least 1 but less than 4-year certificates
- Associate's degrees
- Bachelor's degrees
- Master's degrees
- Doctor's degrees
- Postbaccalaureate and post-master's certificates

Bachelor's degrees

Number of students by gender, by race and ethnicity, and by age earning this award between July 1, 2015 and June 30, 2016. Each student should be counted once per award level. For example, if a student earned a master's degree and a doctor's degree, he/she should be counted once in master's and once in doctor's. A student earning two master's degrees should be counted only once.

- Report Hispanic/Latino individuals of any race as Hispanic/Latino
- Report race for non-Hispanic/Latino individuals only

	Number of Students	Total Awards
By Gender		
Men	<input type="text" value="1,001"/>	1,135
Women	<input type="text" value="1,173"/>	1,270
TOTAL	2,174	2,405
PY TOTAL	2,002	

By Race/Ethnicity

<u>Nonresident alien</u>	<input type="text" value="60"/>	83
<u>Hispanic/Latino</u>	<input type="text" value="89"/>	101
<u>American Indian or Alaska Native</u>	<input type="text" value="10"/>	11
<u>Asian</u>	<input type="text" value="54"/>	65
<u>Black or African American</u>	<input type="text" value="127"/>	132
<u>Native Hawaiian or Other Pacific Islander</u>	<input type="text" value="1"/>	1

<u>White</u>	<input type="text" value="1,625"/>	1,793
Two or more races	<input type="text" value="138"/>	146
<u>Race and ethnicity unknown</u>	<input type="text" value="70"/>	73
TOTAL	2,174	2,405



By Age		
Under 18	<input type="text" value="0"/>	
18-24	<input type="text" value="1,339"/>	
25-39	<input type="text" value="725"/>	
40 and Above	<input type="text" value="110"/>	
Age Unknown	<input type="text" value="0"/>	
TOTAL	2,174	2,405

Completers by Level

Institutions must report the following information. This screen will be shown for each of the following award categories for which completions have been reported:

- Less than 1-year certificates
- At least 1 but less than 4-year certificates
- Associate's degrees
- Bachelor's degrees
- Master's degrees
- Doctor's degrees
- Postbaccalaureate and post-master's certificates

Master's degrees

Number of students by gender, by race and ethnicity, and by age earning this award between July 1, 2015 and June 30, 2016. Each student should be counted once per award level. For example, if a student earned a master's degree and a doctor's degree, he/she should be counted once in master's and once in doctor's. A student earning two master's degrees should be counted only once.

- Report Hispanic/Latino individuals of any race as Hispanic/Latino
- Report race for non-Hispanic/Latino individuals only


	Number of Students	Total Awards
By Gender		
Men	<input type="text" value="389"/>	391
Women	<input type="text" value="509"/>	516
TOTAL	898	907
PY TOTAL	824	

By Race/Ethnicity

<u>Nonresident alien</u>	<input type="text" value="164"/>	167
<u>Hispanic/Latino</u>	<input type="text" value="10"/>	10
<u>American Indian or Alaska Native</u>	<input type="text" value="1"/>	1
<u>Asian</u>	<input type="text" value="19"/>	19
<u>Black or African American</u>	<input type="text" value="31"/>	32
<u>Native Hawaiian or Other Pacific Islander</u>	<input type="text" value="0"/>	0

<u>White</u>	<input type="text" value="617"/>	622
Two or more races	<input type="text" value="37"/>	37
<u>Race and ethnicity unknown</u>	<input type="text" value="19"/>	19
TOTAL	898	907



 **By Age**

Under 18	<input type="text" value="0"/>	
18-24	<input type="text" value="151"/>	
25-39	<input type="text" value="623"/>	
40 and Above	<input type="text" value="124"/>	
Age Unknown	<input type="text" value="0"/>	
TOTAL	898	907

Completers by Level

Institutions must report the following information. This screen will be shown for each of the following award categories for which completions have been reported:

- Less than 1-year certificates
- At least 1 but less than 4-year certificates
- Associate's degrees
- Bachelor's degrees
- Master's degrees
- Doctor's degrees
- Postbaccalaureate and post-master's certificates

Doctor's degrees

Number of students by gender, by race and ethnicity, and by age earning this award between July 1, 2015 and June 30, 2016. Each student should be counted once per award level. For example, if a student earned a master's degree and a doctor's degree, he/she should be counted once in master's and once in doctor's. A student earning two master's degrees should be counted only once.

- Report Hispanic/Latino individuals of any race as Hispanic/Latino
- Report race for non-Hispanic/Latino individuals only


	Number of Students	Total Awards
By Gender		
Men	<input type="text" value="12"/>	12
Women	<input type="text" value="17"/>	17
TOTAL	29	29
PY TOTAL	27	

By Race/Ethnicity

<u>Nonresident alien</u>	<input type="text" value="6"/>	6
<u>Hispanic/Latino</u>	<input type="text" value="0"/>	0
<u>American Indian or Alaska Native</u>	<input type="text" value="0"/>	0
<u>Asian</u>	<input type="text" value="1"/>	1
<u>Black or African American</u>	<input type="text" value="0"/>	0
<u>Native Hawaiian or Other Pacific Islander</u>	<input type="text" value="0"/>	0

<u>White</u>	<input type="text" value="20"/>	20
Two or more races	<input type="text" value="2"/>	2
<u>Race and ethnicity unknown</u>	<input type="text" value="0"/>	0
TOTAL	29	29



 **By Age**

Under 18	<input type="text" value="0"/>	
18-24	<input type="text" value="0"/>	
25-39	<input type="text" value="21"/>	
40 and Above	<input type="text" value="8"/>	
Age Unknown	<input type="text" value="0"/>	
TOTAL	29	29

Completers by Level

Institutions must report the following information. This screen will be shown for each of the following award categories for which completions have been reported:

- Less than 1-year certificates
- At least 1 but less than 4-year certificates
- Associate's degrees
- Bachelor's degrees
- Master's degrees
- Doctor's degrees
- Postbaccalaureate and post-master's certificates

Postbaccalaureate and post-master's certificates

Number of students by gender, by race and ethnicity, and by age earning this award between July 1, 2015 and June 30, 2016. Each student should be counted once per award level. For example, if a student earned a master's degree and a doctor's degree, he/she should be counted once in master's and once in doctor's. A student earning two master's degrees should be counted only once.

- Report Hispanic/Latino individuals of any race as Hispanic/Latino
- Report race for non-Hispanic/Latino individuals only


	Number of Students	Total Awards
By Gender		
Men	<input type="text" value="30"/>	34
Women	<input type="text" value="38"/>	39
TOTAL	68	73
PY TOTAL	98	

By Race/Ethnicity

<u>Nonresident alien</u>	<input type="text" value="16"/>	17
<u>Hispanic/Latino</u>	<input type="text" value="3"/>	3
<u>American Indian or Alaska Native</u>	<input type="text" value="0"/>	0
<u>Asian</u>	<input type="text" value="3"/>	3
<u>Black or African American</u>	<input type="text" value="3"/>	3
<u>Native Hawaiian or Other Pacific Islander</u>	<input type="text" value="0"/>	0

<u>White</u>	<input type="text" value="41"/>	45
Two or more races	<input type="text" value="2"/>	2
<u>Race and ethnicity unknown</u>	<input type="text" value="0"/>	0
TOTAL	68	73



 **By Age**

Under 18	<input type="text" value="0"/>	
18-24	<input type="text" value="16"/>	
25-39	<input type="text" value="42"/>	
40 and Above	<input type="text" value="10"/>	
Age Unknown	<input type="text" value="0"/>	
TOTAL	68	73

Summary

IPEDS collects important information regarding your institution. All data reported in IPEDS survey components become available in the IPEDS Data Center and appear as aggregated data in various Department of Education reports. Additionally, some of the reported data appears specifically for your institution through the College Navigator website and is included in your institution's Data Feedback Report (DFR). The purpose of this summary is to provide you an opportunity to view some of the data that, when accepted through the IPEDS quality control process, will appear on the College Navigator website and/or your DFR. College Navigator is updated approximately three months after the data collection period closes and Data Feedback Reports will be available through the [Data Center](#) and sent to your institution's CEO in November 2016.

Please review your data for accuracy. If you have questions about the data displayed below after reviewing the data reported on the survey screens, please contact the IPEDS Help Desk at: 1-877-225-2568 or ipedshelp@rti.org.

Summary of Completions Data

Award Level	Number of Completions	
	1 st major	2 nd major
<u>Postsecondary award, certificate, or diploma (at least 2 but less than 4 academic years)</u>	47	0
<u>Bachelors degree or equivalent</u>	2,405	36
<u>Postbaccalaureate certificate</u>	67	0
<u>Master's degree</u>	907	0
<u>Post-master's certificate</u>	6	0
<u>Doctor's degree - research/scholarship</u>	29	0
Total number of degrees and certificates	3,461	

Summary of Completers Data

	Number of Students		
	Men	Women	Total
All Completers	1,412	1,716	3,128

Completions

University of Nebraska at Omaha (181394)

Source	Description	Severity	Resolved	Options
Global Edits				
Perform Edits	Current year completions (43) are outside the expected range when compared to completions reported in the prior year (26) for: Men, 2-digit field (11), award level (4). Please correct your data or explain. (Error #10504)	Explanation	Yes	
Reason:	Data are reviewed, correct. more male students with or without an associate degree completed a UG certificate in Data Management, IT Administration, or System Development.			
Perform Edits	Current year completions (108) are outside the expected range when compared to completions reported in the prior year (57) for: Men, 2-digit field (11), award level (7). Please correct your data or explain. (Error #10504)	Explanation	Yes	
Reason:	Data reviewed, correct, more awards for men this year.			
Perform Edits	Current year completions (51) are outside the expected range when compared to completions reported in the prior year (31) for: Women, 2-digit field (11), award level (7). Please correct your data or explain. (Error #10506)	Explanation	Yes	
Reason:	Data are reviewed, correct, more awards for women this year.			
Perform Edits	Current year completions (11) are outside the expected range when compared to completions reported in the prior year (29) for: Women, 2-digit field (30), award level (6). Please correct your data or explain. (Error #10505)	Explanation	Yes	
Reason:	Data reviewed, correct, less awards for women this year.			
Perform Edits	Current year completions (34) are outside the expected range when compared to completions reported in the prior year (13) for: Men, 2-digit field (44), award level (7). Please correct your data or explain. (Error #10503)	Explanation	Yes	
Reason:	Data Reviewed, correct, more awards for men this year.			
Screen: Completers- At least 1 but less than 4-year certificates				
Screen Entry	The total number of completers (Men + Women) reported for this award level (44) is outside the expected range when compared to the prior year value. Please correct your data or contact the IPEDS Help Desk for assistance. (Error #10584)	Explanation	Yes	
Reason:	Data are reviewed. Correct, this year more certificates are awarded.			