


2017

## Completions 2017-18

UNO Office of Institutional Effectiveness  
*University of Nebraska at Omaha*

Follow this and additional works at: <https://digitalcommons.unomaha.edu/ipedscompletions>

 Part of the [Educational Assessment, Evaluation, and Research Commons](#), and the [Higher Education Commons](#)

Please take our feedback survey at: [https://unomaha.az1.qualtrics.com/jfe/form/SV\\_8cchtFmpDyGfBLE](https://unomaha.az1.qualtrics.com/jfe/form/SV_8cchtFmpDyGfBLE)

---

### Recommended Citation

Office of Institutional Effectiveness, UNO, "Completions 2017-18" (2017). *IPEDS Completions*. 17.  
<https://digitalcommons.unomaha.edu/ipedscompletions/17>

This Report is brought to you for free and open access by the Integrated Postsecondary Education Data System at DigitalCommons@UNO. It has been accepted for inclusion in IPEDS Completions by an authorized administrator of DigitalCommons@UNO. For more information, please contact [unodigitalcommons@unomaha.edu](mailto:unodigitalcommons@unomaha.edu).

**Institution: University of Nebraska at Omaha (181394)**

**User ID: P1813941**

**Completions Overview**

Welcome to the IPEDS Completions survey component. The Completions component is one of several IPEDS components that is conducted during the Fall data collection period. It collects the number of degrees and certificates awarded by field of study, level of award, race/ethnicity, and gender. The reporting period for the Completions component is during the 12-month time period beginning July 1 of the previous calendar year and ending June 30 of the current calendar year; therefore, for this year's Completions component, the reporting period is between July 1, 2016 and June 30, 2017. The Completions component is also collecting the number of students (e.g., completers) who earned awards between July 1, 2016 and June 30, 2017.

Completions Common Errors

Some common completions component errors include the following:

- Including award levels on your current year Completions that were not reported on your previous year's (PY) Institutional Characteristics (IC). [Award levels in the PY IC component cannot be changed; therefore, contact the IPEDS Help Desk at 1-877-225-2568 if you need assistance.]
- Forgetting to select CIP codes for new programs of study that are offered by the institution, but do not have completions for the reporting period.
- Forgetting to enter in zero in at least one of the cells for CIP codes that do not have completions.

Recent Changes

- The following question on **distance education** has been added to the bottom of each individual "CIP Data" screen:  
"Is this program offered as a distance education program?"
- The following two screens, which collect data specifically on students were added to this component, beginning in the 2012-13 survey year:
  - **"All Completers"** - Collects the number of students who earned an award between July 1, 2016 and June 30, 2017 by gender and race/ethnicity. (The intent of this screen is to collect an **unduplicated count** of total numbers of completers.)
  - **"Completers by Level"** - Collects the number of students who earned an award between July 1, 2016 and June 30, 2017 by award level and 1) by gender; 2) by race/ethnicity; and 3) by age.
- The definition for Post-baccalaureate Certificate has changed slightly for the 2014-15 collection. The new definition is as follows: **An award that requires completion of an organized program of study beyond the bachelor's. It is designed for persons who have completed a baccalaureate degree, but does not meet the requirements of a master's degree.**

**NOTE: Even though Teacher Preparation certificate programs may require a bachelor's degree for admission, they are considered sub-baccalaureate undergraduate programs, and students in these programs are undergraduate students.**

General Information

CIP Codes:  
The [CIP 2010 Website](#) includes a list of new CIP codes, a list of deleted CIP codes, a list of moved CIP Codes, and an online crosswalk of the 2000 CIP and 2010 CIP.

The [Resources Page](#) of the CIP 2010 website contains many valuable resources including:

- CIP 2010 Manual and copies of previous editions of the CIP Manual
- Crosswalk between the 2000 CIP codes and the 2010 CIP codes in Excel format

Keep in mind that some information provided by institutions on the Completions component appear in the [College Navigator](#), which is a major tool used by consumers searching for information about postsecondary education. It is therefore vitally important that you include accurate information about your institution.

Survey materials can be downloaded using the following link: [Survey Materials](#).  
The prior year revision system can be accessed using the following link: [Prior Year Revision System](#)

Completions CIP Data

CIPCODE	Award Level	Major	Gender	Non Resident Alien	Hispanic / Latino	American Indian or Alaska Native	Asian	Black or African American	Native Hawaiian or Other Pacific Islander	White	Two or more Races	Race/ ethnicity unknown	Total	distance education program
03.0104 Environmental Science	5 - Bachelor's degree	1	Men	0	0	0	1	0	0	5	0	0	6	
			Women	0	0	0	0	0	0	7	0	1	8	
			Total	0	0	0	1	0	0	12	0	1	14	No
03.0104 Environmental Science	5 - Bachelor's degree	2	Men	0	0	0	0	0	0	0	0	0	0	
			Women	0	0	0	0	0	0	0	0	0	0	
			Total	0	0	0	0	0	0	0	0	0	0	No
05.0107 Latin American Studies	5 - Bachelor's degree	1	Men	0	0	0	0	0	0	0	0	0	0	
			Women	0	0	0	0	0	0	0	0	0	0	
			Total	0	0	0	0	0	0	0	0	0	0	No
05.0107 Latin American Studies	5 - Bachelor's degree	2	Men	0	0	0	0	0	0	0	0	0	0	
			Women	0	2	0	0	0	0	0	0	0	2	
			Total	0	2	0	0	0	0	0	0	0	2	No
05.0201 African-American/Black Studies	5 - Bachelor's degree	1	Men	0	0	0	0	1	0	0	0	0	1	
			Women	0	0	0	0	1	0	0	0	0	1	
			Total	0	0	0	0	2	0	0	0	0	2	No
05.0201 African-American/Black Studies	5 - Bachelor's degree	2	Men	0	0	0	0	0	0	0	0	0	0	
			Women	0	0	0	0	0	0	1	0	0	1	
			Total	0	0	0	0	0	0	1	0	0	1	No
05.0202 American Indian/Native American Studies	5 - Bachelor's degree	1	Men	0	0	0	0	0	0	1	0	1	2	
			Women	0	0	0	0	0	0	0	0	0	0	
			Total	0	0	0	0	0	0	1	0	1	2	No
05.0299 Ethnic, Cultural Minority, Gender, and Group Studies, Other	5 - Bachelor's degree	1	Men	0	0	0	0	0	0	0	0	0	0	
			Women	0	0	0	0	1	0	1	0	0	2	
			Total	0	0	0	0	1	0	1	0	0	2	No
05.0299 Ethnic, Cultural Minority, Gender, and Group Studies, Other	5 - Bachelor's degree	2	Men	0	0	0	0	0	0	0	0	0	0	
			Women	0	0	0	0	0	0	2	0	0	2	
			Total	0	0	0	0	0	0	2	0	0	2	No
09.0101 Speech Communication and Rhetoric	5 - Bachelor's degree	1	Men	1	0	0	0	2	0	1	1	1	6	
			Women	0	1	0	0	1	0	17	0	1	20	
			Total	1	1	0	0	3	0	18	1	2	26	No
09.0101 Speech Communication and Rhetoric	7 - Master's degree	1	Men	1	0	0	0	0	0	3	1	0	5	
			Women	0	0	0	0	1	0	8	0	0	9	
			Total	1	0	0	0	1	0	11	1	0	14	No
09.0101 Speech Communication and Rhetoric	5 - Bachelor's degree	2	Men	0	0	0	0	0	0	0	0	0	0	
			Women	0	1	0	0	0	0	0	0	0	1	
			Total	0	1	0	0	0	0	0	0	0	1	No
09.0401 Journalism	5 - Bachelor's degree	1	Men	0	1	0	0	1	0	9	0	0	11	
			Women	2	2	0	0	3	0	38	3	0	48	
			Total	2	3	0	0	4	0	47	3	0	59	No
09.0401 Journalism	5 - Bachelor's degree	2	Men	0	0	0	0	0	0	0	0	0	0	
			Women	0	0	0	0	0	0	0	0	0	0	
			Total	0	0	0	0	0	0	0	0	0	0	No
09.0402		1	Men	0	0	0	0	1	0	7	0	0	8	

CIPCODE	Award Level	Major	Gender	Non Resident Alien	Hispanic / Latino	American Indian or Alaska Native	Asian	Black or African American	Native Hawaiian or Other Pacific Islander	White	Two or more Races	Race/ ethnicity unknown	Total	distance education program
Broadcast Journalism	5 - Bachelor's degree		Women	0	1	0	0	0	0	1	0	0	2	
			Total	0	1	0	0	1	0	8	0	0	10	No
09.0402 Broadcast Journalism	5 - Bachelor's degree	2	Men	0	0	0	0	0	0	0	0	0	0	
			Women	0	0	0	0	0	0	0	0	0	0	
			Total	0	0	0	0	0	0	0	0	0	0	No
09.0499 Journalism, Other	5 - Bachelor's degree	1	Men	0	0	0	0	0	0	0	0	0	0	
			Women	0	0	0	0	0	0	0	0	0	0	
			Total	0	0	0	0	0	0	0	0	0	0	No
09.9999 Communication, Journalism, and Related Programs, Other	5 - Bachelor's degree	1	Men	0	0	0	0	0	0	1	0	0	1	
			Women	0	0	0	0	0	0	0	0	0	0	
			Total	0	0	0	0	0	0	1	0	0	1	No
09.9999 Communication, Journalism, and Related Programs, Other	5 - Bachelor's degree	2	Men	0	0	0	0	0	0	0	0	0	0	
			Women	0	0	0	0	0	0	0	0	0	0	
			Total	0	0	0	0	0	0	0	0	0	0	No
11.0103 Information Technology	5 - Bachelor's degree	1	Men	0	0	0	0	0	0	1	1	0	2	
			Women	0	0	0	0	0	0	0	0	0	0	
			Total	0	0	0	0	0	0	1	1	0	2	Yes
11.0103 Information Technology	17 - Doctor's degree - research / scholarship	1	Men	5	0	0	0	0	0	2	0	0	7	
			Women	1	0	0	0	0	0	0	0	0	1	
			Total	6	0	0	0	0	0	2	0	0	8	No
11.0104 Informatics	7 - Master's degree	1	Men	1	0	0	0	0	0	0	0	0	1	
			Women	0	0	0	1	0	0	0	0	0	1	
			Total	1	0	0	1	0	0	0	0	0	2	No
11.0199 Computer and Information Sciences, Other	4 - Awards of at least 2 but less than 4 academic years	1	Men	10	1	0	1	1	0	16	2	0	31	
			Women	1	0	0	1	0	0	3	1	0	6	
			Total	11	1	0	2	1	0	19	3	0	37	Yes
11.0199 Computer and Information Sciences, Other	5 - Bachelor's degree	1	Men	0	0	0	0	0	0	3	0	0	3	
			Women	0	0	0	1	0	0	2	0	0	3	
			Total	0	0	0	1	0	0	5	0	0	6	No
11.0401 Information Science/Studies	5 - Bachelor's degree	1	Men	11	1	0	1	2	0	17	2	0	34	
			Women	1	0	0	1	0	0	3	1	0	6	
			Total	12	1	0	2	2	0	20	3	0	40	Yes
11.0401 Information Science/Studies	6 - Postbaccalaureate certificates	1	Men	2	0	0	0	0	0	2	0	0	4	
			Women	1	0	0	0	0	0	1	0	0	2	
			Total	3	0	0	0	0	0	3	0	0	6	No
11.0401 Information Science/Studies	7 - Master's degree	1	Men	44	0	0	2	2	0	7	2	0	57	
			Women	26	0	0	1	0	0	2	0	0	29	
			Total	70	0	0	3	2	0	9	2	0	86	No
11.0401 Information Science/Studies	5 - Bachelor's degree	2	Men	0	0	0	0	0	0	0	0	0	0	
			Women	0	0	0	0	0	0	0	0	0	0	
			Total	0	0	0	0	0	0	0	0	0	0	Yes
11.0501 Computer Systems Analysis/Analyst	6 - Postbaccalaureate certificates	1	Men	42	0	0	2	2	0	6	2	0	54	
			Women	27	0	0	0	0	0	1	0	0	28	
			Total	69	0	0	2	2	0	7	2	0	82	No
11.0701 Computer Science	5 - Bachelor's degree	1	Men	3	0	0	2	2	0	31	5	0	43	
			Women	1	0	0	1	0	0	3	0	0	5	

CIPCODE	Award Level	Major	Gender	Non Resident Alien	Hispanic / Latino	American Indian or Alaska Native	Asian	Black or African American	Native Hawaiian or Other Pacific Islander	White	Two or more Races	Race/ ethnicity unknown	Total	distance education program	
			Total	4	0	0	3	2	0	34	5	0	48	No	
11.0701	6 - Postbaccalaureate certificates	1	Men	0	0	0	0	0	0	0	0	0	0		
Computer Science			Women	0	0	0	0	0	0	0	0	0	0		
			Total	0	0	0	0	0	0	0	0	0	0	0	No
11.0701	7 - Master's degree	1	Men	22	0	0	1	0	0	7	0	0	30		
Computer Science			Women	16	0	0	0	0	0	0	2	0	18		
			Total	38	0	0	1	0	0	7	2	0	48	No	
11.0701	5 - Bachelor's degree	2	Men	0	0	0	0	0	0	0	1	0	1		
Computer Science			Women	0	0	0	0	0	0	0	0	0	0		
			Total	0	0	0	0	0	0	0	1	0	1	No	
11.0802	4 - Awards of at least 2 but less than 4 academic years	1	Men	1	0	0	0	0	0	2	1	0	4		
Data Modeling/Warehousing and Database Administration			Women	0	0	0	1	0	0	1	0	0	2		
			Total	1	0	0	1	0	0	3	1	0	6	Yes	
11.0901	6 - Postbaccalaureate certificates	1	Men	0	0	0	0	0	0	0	0	0	0		
Computer Systems Networking and Telecommunications			Women	0	0	0	0	0	0	0	0	0	0		
			Total	0	0	0	0	0	0	0	0	0	0	0	No
11.1001	4 - Awards of at least 2 but less than 4 academic years	1	Men	0	0	0	0	0	0	0	0	0	0		
Network and System Administration/Administrator			Women	0	0	0	0	0	0	0	0	0	0	0	
			Total	0	0	0	0	0	0	0	0	0	0	0	No
11.1003	5 - Bachelor's degree	1	Men	0	0	0	0	0	0	15	2	0	17		
Computer and Information Systems Security/Information Assurance			Women	1	0	0	0	0	0	0	1	0	2		
			Total	1	0	0	0	0	0	15	3	0	19	No	
11.1003	6 - Postbaccalaureate certificates	1	Men	0	0	0	0	0	0	0	0	0	0		
Computer and Information Systems Security/Information Assurance			Women	1	0	0	0	0	0	0	0	0	1		
			Total	1	0	0	0	0	0	0	0	0	1	Yes	
11.1003	7 - Master's degree	1	Men	4	0	0	0	0	0	5	1	0	10		
Computer and Information Systems Security/Information Assurance			Women	1	0	0	0	1	0	0	0	0	2		
			Total	5	0	0	0	1	0	5	1	0	12	No	
11.1003	5 - Bachelor's degree	2	Men	0	0	0	0	0	0	0	0	0	0		
Computer and Information Systems Security/Information Assurance			Women	0	0	0	0	0	0	0	0	0	0		
			Total	0	0	0	0	0	0	0	0	0	0	0	No
11.1005	6 - Postbaccalaureate certificates	1	Men	11	0	0	1	0	0	1	1	0	14		
Information Technology Project Management			Women	6	0	0	1	0	0	0	0	0	7		
			Total	17	0	0	2	0	0	1	1	0	21	No	
13.0401	7 - Master's degree	1	Men	1	0	0	0	1	0	8	0	0	10		
Educational Leadership and Administration, General			Women	2	0	0	0	0	0	10	0	0	12		
			Total	3	0	0	0	1	0	18	0	0	22	No	
13.0401	8 - Post-Master's certificates	1	Men	0	0	0	0	0	0	1	0	0	1		
Educational Leadership and Administration, General			Women	0	0	0	0	0	0	0	0	0	0		
			Total	0	0	0	0	0	0	1	0	0	1	No	
13.0401	17 - Doctor's degree - research / scholarship	1	Men	0	0	0	0	0	0	4	0	0	4		
Educational Leadership and Administration, General			Women	1	0	0	0	0	0	14	1	1	17		
			Total	1	0	0	0	0	0	18	1	1	21	No	



CIPCODE	Award Level	Major	Gender	Non Resident Alien	Hispanic / Latino	American Indian or Alaska Native	Asian	Black or African American	Native Hawaiian or Other Pacific Islander	White	Two or more Races	Race/ ethnicity unknown	Total	distance education program
Music Teacher Education	5 - Bachelor's degree		Women	0	1	0	0	0	0	3	1	0	5	
Total			0	1	0	0	0	0	3	1	0	5	No	
13.1315	7 - Master's degree	1	Men	0	0	0	0	0	0	3	1	0	4	
Reading Teacher Education			Women	0	0	0	1	3	0	48	1	0	53	
Total			0	0	0	1	3	0	51	2	0	57	No	
13.1401	6 - Postbaccalaureate certificates	1	Men	0	0	0	1	0	0	4	1	0	6	
Teaching English as a Second or Foreign Language/ESL Language Instructor			Women	0	1	0	0	0	0	8	4	0	13	
Total			0	1	0	1	0	0	12	5	0	19	No	
16.0101	5 - Bachelor's degree	1	Men	0	0	0	0	0	0	3	0	0	3	
Foreign Languages and Literatures, General			Women	0	6	0	0	1	0	7	5	0	19	
Total			0	6	0	0	1	0	10	5	0	22	No	
16.0101	5 - Bachelor's degree	2	Men	0	0	0	0	0	0	3	1	0	4	
Foreign Languages and Literatures, General			Women	0	1	0	0	1	0	2	0	0	4	
Total			0	1	0	0	1	0	5	1	0	8	No	
16.0199	7 - Master's degree	1	Men	0	0	0	0	0	0	1	0	0	1	
Linguistic, Comparative, and Related Language Studies and Services, Other			Women	0	1	0	0	0	0	7	1	0	9	
Total			0	1	0	0	0	0	8	1	0	10	No	
22.9999	5 - Bachelor's degree	1	Men	0	0	0	0	0	0	0	0	0	0	
Legal Professions and Studies, Other			Women	0	0	0	0	0	0	0	1	0	1	
Total			0	0	0	0	0	0	0	0	1	0	1	No
23.0101	5 - Bachelor's degree	1	Men	0	1	1	1	0	0	8	1	1	13	
English Language and Literature, General			Women	0	1	1	0	0	0	34	3	0	39	
Total			0	2	2	1	0	0	42	4	1	52	No	
23.0101	7 - Master's degree	1	Men	0	0	0	0	0	0	7	1	0	8	
English Language and Literature, General			Women	0	0	0	0	0	0	9	0	0	9	
Total			0	0	0	0	0	0	16	1	0	17	No	
23.0101	5 - Bachelor's degree	2	Men	0	0	0	0	0	0	1	0	1	2	
English Language and Literature, General			Women	0	0	0	0	0	0	4	0	0	4	
Total			0	0	0	0	0	0	5	0	1	6	No	
23.1302	5 - Bachelor's degree	1	Men	0	1	0	0	0	0	4	0	1	6	
Creative Writing			Women	0	0	0	1	0	0	6	3	0	10	
Total			0	1	0	1	0	0	10	3	1	16	No	
23.1302	6 - Postbaccalaureate certificates	1	Men	0	0	0	0	0	0	2	0	0	2	
Creative Writing			Women	0	0	0	0	0	0	3	0	0	3	
Total			0	0	0	0	0	0	5	0	0	5	No	
23.1302	7 - Master's degree	1	Men	0	0	0	0	0	0	3	0	1	4	
Creative Writing			Women	0	0	0	0	1	0	3	0	0	4	
Total			0	0	0	0	1	0	6	0	1	8	Yes	
23.1303	6 - Postbaccalaureate certificates	1	Men	0	0	0	0	0	0	2	0	0	2	
Professional, Technical, Business, and Scientific Writing			Women	0	0	0	0	0	0	0	0	0	0	
Total			0	0	0	0	0	0	2	0	0	2	No	
24.0102	5 - Bachelor's degree	1	Men	0	1	0	0	4	0	30	3	3	41	
General Studies			Women	1	1	0	2	4	0	36	2	0	46	
Total			1	2	0	2	8	0	66	5	3	87	Yes	







CIPCODE	Award Level	Major	Gender	Non Resident Alien	Hispanic / Latino	American Indian or Alaska Native	Asian	Black or African American	Native Hawaiian or Other Pacific Islander	White	Two or more Races	Race/ ethnicity unknown	Total	distance education program
Kinesiology and Exercise Science	5 - Bachelor's degree		Women	0	0	0	0	0	0	0	0	0	0	
			Total	0	0	0	0	0	0	0	0	0	0	No
38.0101 Philosophy	5 - Bachelor's degree	1	Men	0	0	0	0	1	0	0	0	0	1	
			Women	0	0	0	0	0	0	2	1	0	3	
			Total	0	0	0	0	1	0	2	1	0	4	No
38.0101 Philosophy	5 - Bachelor's degree	2	Men	0	0	0	0	0	0	2	0	0	2	
			Women	0	0	0	0	0	0	0	0	0	0	
			Total	0	0	0	0	0	0	2	0	0	2	No
38.0201 Religion/Religious Studies	5 - Bachelor's degree	1	Men	0	0	0	0	0	0	0	0	0	0	
			Women	0	0	0	0	0	0	2	0	0	2	
			Total	0	0	0	0	0	0	2	0	0	2	No
38.0201 Religion/Religious Studies	5 - Bachelor's degree	2	Men	0	0	0	0	0	0	2	0	1	3	
			Women	0	0	0	0	0	0	0	1	0	1	
			Total	0	0	0	0	0	0	2	1	1	4	No
40.0501 Chemistry, General	5 - Bachelor's degree	1	Men	0	1	0	0	1	0	4	1	1	8	
			Women	1	0	0	1	0	0	3	0	0	5	
			Total	1	1	0	1	1	0	7	1	1	13	No
40.0501 Chemistry, General	5 - Bachelor's degree	2	Men	0	0	0	0	0	0	0	0	0	0	
			Women	0	0	0	0	0	0	0	0	0	0	
			Total	0	0	0	0	0	0	0	0	0	0	No
40.0601 Geology/Earth Science, General	5 - Bachelor's degree	1	Men	0	1	0	0	0	0	4	0	0	5	
			Women	0	0	0	0	0	0	2	0	0	2	
			Total	0	1	0	0	0	0	6	0	0	7	No
40.0601 Geology/Earth Science, General	5 - Bachelor's degree	2	Men	0	0	0	0	0	0	0	0	0	0	
			Women	0	0	0	0	0	0	0	0	0	0	
			Total	0	0	0	0	0	0	0	0	0	0	No
40.0801 Physics, General	5 - Bachelor's degree	1	Men	1	0	0	0	0	0	9	0	0	10	
			Women	0	0	0	0	0	0	0	0	1	1	
			Total	1	0	0	0	0	0	9	0	1	11	No
40.0801 Physics, General	5 - Bachelor's degree	2	Men	0	0	0	0	0	0	0	0	0	0	
			Women	0	0	0	0	0	0	0	0	0	0	
			Total	0	0	0	0	0	0	0	0	0	0	No
40.0899 Physics, Other	5 - Bachelor's degree	1	Men	0	0	0	0	0	0	0	0	0	0	
			Women	0	0	0	0	0	0	0	0	0	0	
			Total	0	0	0	0	0	0	0	0	0	0	No
42.0101 Psychology, General	5 - Bachelor's degree	1	Men	0	1	0	1	0	0	19	2	0	23	
			Women	2	6	0	4	7	0	73	8	1	101	
			Total	2	7	0	5	7	0	92	10	1	124	No
42.0101 Psychology, General	7 - Master's degree	1	Men	0	0	0	0	0	0	6	0	0	6	
			Women	0	0	0	0	0	0	8	1	0	9	
			Total	0	0	0	0	0	0	14	1	0	15	No
42.0101 Psychology, General	17 - Doctor's degree - research / scholarship	1	Men	0	0	0	0	0	0	3	0	0	3	
			Women	0	0	0	0	0	0	4	0	0	4	
			Total	0	0	0	0	0	0	7	0	0	7	No
42.0101 Psychology, General	5 - Bachelor's degree	2	Men	0	0	0	0	0	0	1	0	0	1	
			Women	0	1	0	0	0	0	1	0	0	2	

CIPCODE	Award Level	Major	Gender	Non Resident Alien	Hispanic / Latino	American Indian or Alaska Native	Asian	Black or African American	Native Hawaiian or Other Pacific Islander	White	Two or more Races	Race/ ethnicity unknown	Total	distance education program	
42.2804 Industrial and Organizational Psychology	7 - Master's degree	1	Total	0	1	0	0	0	0	2	0	0	3	No	
			Men	0	0	0	0	0	0	2	0	0	2		
			Women	0	0	0	0	0	0	4	0	0	4		
42.2805 School Psychology	7 - Master's degree	1	Total	0	0	0	0	0	0	6	0	0	6	No	
			Men	0	0	0	0	0	0	1	0	0	1		
			Women	0	0	0	0	0	0	5	0	0	5		
42.2805 School Psychology	8 - Post-Master's certificates	1	Total	0	0	0	0	0	0	6	0	0	6	No	
			Men	0	0	0	0	0	0	0	0	0	0		
			Women	0	0	0	0	0	0	4	0	0	4		
43.0104 Criminal Justice/Safety Studies	5 - Bachelor's degree	1	Total	0	0	0	0	0	0	4	0	0	4	No	
			Men	1	5	0	2	9	0	93	9	3	122		
			Women	0	7	0	0	10	1	76	9	2	105		
43.0104 Criminal Justice/Safety Studies	7 - Master's degree	1	Total	1	12	0	2	19	1	169	18	5	227	Yes	
			Men	1	0	0	0	0	0	9	0	0	10		
			Women	1	1	0	1	0	0	8	1	0	12		
43.0104 Criminal Justice/Safety Studies	17 - Doctor's degree - research / scholarship	1	Total	2	1	0	1	0	0	17	1	0	22	Yes	
			Men	0	0	0	0	0	0	1	0	0	1		
			Women	0	0	0	0	0	0	0	0	0	0	0	
43.0104 Criminal Justice/Safety Studies	5 - Bachelor's degree	2	Total	0	0	0	0	0	0	1	0	0	1	No	
			Men	0	0	0	0	0	0	0	0	0	0	0	
			Women	0	0	0	1	0	0	2	0	0	3		
43.0202 Fire Services Administration	5 - Bachelor's degree	1	Total	0	0	0	1	0	0	2	0	0	3	Yes	
			Men	0	0	0	0	0	0	2	0	1	3		
			Women	0	0	0	0	0	0	0	0	0	0	0	
43.0302 Crisis/Emergency/Disaster Management	5 - Bachelor's degree	1	Total	0	0	0	0	0	0	2	0	1	3	Yes	
			Men	1	0	0	0	1	0	8	1	2	13		
			Women	0	1	0	0	1	0	5	1	0	8		
44.0401 Public Administration	5 - Bachelor's degree	1	Total	1	1	0	0	2	0	13	2	2	21	No	
			Men	0	0	0	0	0	0	2	0	0	2		
			Women	0	0	0	0	0	0	3	0	0	3		
44.0401 Public Administration	6 - Postbaccalaureate certificates	1	Total	0	0	0	0	0	0	5	0	0	5	Yes	
			Men	0	0	0	1	1	0	0	0	0	2		
			Women	0	0	0	0	0	0	0	0	0	0	0	
44.0401 Public Administration	7 - Master's degree	1	Total	0	0	0	1	1	0	0	0	0	2	Yes	
			Men	0	0	0	0	1	0	14	1	1	17		
			Women	1	0	0	0	1	0	18	2	1	23		
44.0401 Public Administration	17 - Doctor's degree - research / scholarship	1	Total	1	0	0	0	2	0	32	3	2	40	Yes	
			Men	1	0	0	0	0	0	0	0	0	1		
			Women	0	0	0	0	0	0	0	0	0	0	0	
44.0599 Public Policy Analysis, Other	5 - Bachelor's degree	1	Total	1	0	0	0	0	0	0	0	0	1	No	
			Men	0	0	0	0	0	0	0	0	0	0	0	
			Women	0	0	0	0	0	0	0	0	0	0	0	
44.0701 Social Work	5 - Bachelor's degree	1	Total	0	0	0	0	0	0	0	0	0	0	No	
			Men	0	0	0	0	0	0	6	0	0	6		
			Women	0	3	2	0	4	0	20	4	1	34		
			Total	0	3	2	0	4	0	26	4	1	40	No	

CIPCODE	Award Level	Major	Gender	Non Resident Alien	Hispanic / Latino	American Indian or Alaska Native	Asian	Black or African American	Native Hawaiian or Other Pacific Islander	White	Two or more Races	Race/ ethnicity unknown	Total	distance education program
44.0701 Social Work	7 - Master's degree	1	Men	0	1	0	0	1	0	5	1	0	8	
			Women	0	2	0	0	3	0	64	5	2	76	
			Total	0	3	0	0	4	0	69	6	2	84	No
44.0799 Social Work, Other	6 - Postbaccalaureate certificates	1	Men	0	0	0	0	0	0	0	0	0	0	
			Women	0	0	0	0	0	0	3	0	0	3	
			Total	0	0	0	0	0	0	3	0	0	3	No
45.0601 Economics, General	5 - Bachelor's degree	1	Men	2	0	0	0	0	0	2	0	0	4	
			Women	1	0	0	0	0	0	3	0	0	4	
			Total	3	0	0	0	0	0	5	0	0	8	No
45.0601 Economics, General	7 - Master's degree	1	Men	6	0	0	1	0	0	3	0	0	10	
			Women	4	0	0	0	1	0	1	0	0	6	
			Total	10	0	0	1	1	0	4	0	0	16	No
45.0601 Economics, General	5 - Bachelor's degree	2	Men	0	0	0	0	0	0	1	0	0	1	
			Women	0	0	0	0	0	0	1	0	0	1	
			Total	0	0	0	0	0	0	2	0	0	2	No
45.0701 Geography	5 - Bachelor's degree	1	Men	0	1	0	0	0	0	9	0	0	10	
			Women	0	0	0	1	0	0	3	0	0	4	
			Total	0	1	0	1	0	0	12	0	0	14	Yes
45.0701 Geography	7 - Master's degree	1	Men	1	0	0	0	0	0	3	0	0	4	
			Women	0	0	0	0	0	0	1	0	0	1	
			Total	1	0	0	0	0	0	4	0	0	5	No
45.0701 Geography	5 - Bachelor's degree	2	Men	0	0	0	0	0	0	1	0	0	1	
			Women	0	0	0	0	0	0	0	0	0	0	
			Total	0	0	0	0	0	0	1	0	0	1	Yes
45.0702 Geographic Information Science and Cartography	6 - Postbaccalaureate certificates	1	Men	0	0	0	0	0	0	3	0	0	3	
			Women	0	0	0	0	0	0	2	0	0	2	
			Total	0	0	0	0	0	0	5	0	0	5	No
45.0999 International Relations and National Security Studies, Other	6 - Postbaccalaureate certificates	1	Men	0	0	0	0	0	0	6	0	0	6	
			Women	0	0	0	0	0	0	1	0	0	1	
			Total	0	0	0	0	0	0	7	0	0	7	No
45.1001 Political Science and Government, General	5 - Bachelor's degree	1	Men	2	0	0	0	5	0	17	0	0	24	
			Women	2	1	0	0	2	0	5	1	0	11	
			Total	4	1	0	0	7	0	22	1	0	35	Yes
45.1001 Political Science and Government, General	7 - Master's degree	1	Men	0	0	0	0	1	0	13	1	0	15	
			Women	0	0	0	0	0	0	5	1	0	6	
			Total	0	0	0	0	1	0	18	2	0	21	No
45.1001 Political Science and Government, General	5 - Bachelor's degree	2	Men	0	0	0	0	0	0	1	0	0	1	
			Women	0	0	0	0	0	0	2	2	0	4	
			Total	0	0	0	0	0	0	3	2	0	5	Yes
45.1101 Sociology	5 - Bachelor's degree	1	Men	1	0	0	1	0	0	8	0	1	11	
			Women	0	1	0	0	1	0	27	5	0	34	
			Total	1	1	0	1	1	0	35	5	1	45	Yes
45.1101 Sociology	7 - Master's degree	1	Men	1	0	0	0	0	0	1	0	0	2	
			Women	0	0	0	0	0	0	2	0	0	2	
			Total	1	0	0	0	0	0	3	0	0	4	No
45.1101		2	Men	0	0	0	0	0	0	0	1	0	1	

CIPCODE	Award Level	Major	Gender	Non Resident Alien	Hispanic / Latino	American Indian or Alaska Native	Asian	Black or African American	Native Hawaiian or Other Pacific Islander	White	Two or more Races	Race/ ethnicity unknown	Total	distance education program
Sociology	5 - Bachelor's degree		Women	0	0	0	0	0	0	1	0	0	1	
			Total	0	0	0	0	0	0	1	1	0	2	Yes
45.1201 Urban Studies/Affairs	5 - Bachelor's degree	1	Men	0	0	0	0	0	0	0	0	0	0	
			Women	0	0	0	0	0	0	0	0	0	0	
			Total	0	0	0	0	0	0	0	0	0	0	No
45.1201 Urban Studies/Affairs	6 - Postbaccalaureate certificates	1	Men	0	0	0	0	0	0	0	0	0	0	
			Women	0	0	0	0	0	0	0	0	0	0	
			Total	0	0	0	0	0	0	0	0	0	0	No
45.1201 Urban Studies/Affairs	7 - Master's degree	1	Men	0	0	0	0	0	0	3	0	0	3	
			Women	0	0	0	0	0	0	0	0	0	0	
			Total	0	0	0	0	0	0	3	0	0	3	No
49.0101 Aeronautics/Aviation/Aerospace Science and Technology, General	5 - Bachelor's degree	1	Men	1	1	0	0	0	0	23	1	1	27	
			Women	0	0	0	0	0	0	1	0	0	1	
			Total	1	1	0	0	0	0	24	1	1	28	Yes
49.0101 Aeronautics/Aviation/Aerospace Science and Technology, General	5 - Bachelor's degree	2	Men	0	0	0	0	0	0	0	0	0	0	
			Women	0	0	0	0	0	0	0	0	0	0	
			Total	0	0	0	0	0	0	0	0	0	0	Yes
49.0104 Aviation/Airway Management and Operations	5 - Bachelor's degree	1	Men	0	0	0	0	0	0	0	0	0	0	
			Women	0	0	0	0	0	0	0	0	0	0	
			Total	0	0	0	0	0	0	0	0	0	0	No
49.0104 Aviation/Airway Management and Operations	5 - Bachelor's degree	2	Men	0	0	0	0	0	0	0	0	0	0	
			Women	0	0	0	0	0	0	0	0	0	0	
			Total	0	0	0	0	0	0	0	0	0	0	No
50.0409 Graphic Design	5 - Bachelor's degree	1	Men	0	0	0	0	0	0	0	0	0	0	
			Women	0	0	0	0	0	0	0	0	0	0	
			Total	0	0	0	0	0	0	0	0	0	0	No
50.0411 Game and Interactive Media Design	5 - Bachelor's degree	1	Men	0	0	0	0	0	0	0	0	0	0	
			Women	0	0	0	0	0	0	0	0	0	0	
			Total	0	0	0	0	0	0	0	0	0	0	No
50.0501 Drama and Dramatics/Theatre Arts, General	5 - Bachelor's degree	1	Men	0	0	0	0	0	0	8	1	0	9	
			Women	0	1	0	1	0	0	2	0	0	4	
			Total	0	1	0	1	0	0	10	1	0	13	No
50.0501 Drama and Dramatics/Theatre Arts, General	7 - Master's degree	1	Men	0	0	0	0	0	0	1	0	0	1	
			Women	0	0	0	0	0	0	2	0	0	2	
			Total	0	0	0	0	0	0	3	0	0	3	No
50.0701 Art/Art Studies, General	5 - Bachelor's degree	1	Men	0	0	0	0	0	0	2	0	2	4	
			Women	0	1	0	0	0	0	0	1	0	2	
			Total	0	1	0	0	0	0	2	1	2	6	No
50.0701 Art/Art Studies, General	5 - Bachelor's degree	2	Men	0	0	0	0	0	0	0	0	0	0	
			Women	0	0	0	0	0	0	0	0	0	0	
			Total	0	0	0	0	0	0	0	0	0	0	No
50.0702 Fine/Studio Arts, General	5 - Bachelor's degree	1	Men	1	1	0	0	0	0	11	1	0	14	
			Women	1	1	0	0	0	0	29	3	3	37	
			Total	2	2	0	0	0	0	40	4	3	51	No

CIPCODE	Award Level	Major	Gender	Non Resident Alien	Hispanic / Latino	American Indian or Alaska Native	Asian	Black or African American	Native Hawaiian or Other Pacific Islander	White	Two or more Races	Race/ ethnicity unknown	Total	distance education program	
50.0702 Fine/Studio Arts, General	5 - Bachelor's degree	2	Men	0	0	0	0	0	0	1	0	0	1		
			Women	0	1	0	0	0	0	0	0	0	0	1	
			Total	0	1	0	0	0	0	1	0	0	0	2	No
50.0703 Art History, Criticism and Conservation	5 - Bachelor's degree	1	Men	0	0	0	0	0	0	0	0	0	0		
			Women	0	1	0	0	0	0	3	1	1	6		
			Total	0	1	0	0	0	0	3	1	1	6	No	
50.0703 Art History, Criticism and Conservation	5 - Bachelor's degree	2	Men	0	0	0	0	0	0	0	0	0	0		
			Women	0	0	0	0	0	0	0	0	0	0	0	
			Total	0	0	0	0	0	0	0	0	0	0	0	No
50.0901 Music, General	5 - Bachelor's degree	1	Men	0	0	0	1	0	0	7	0	0	8		
			Women	0	0	0	0	0	0	7	1	0	8		
			Total	0	0	0	1	0	0	14	1	0	16	No	
50.0901 Music, General	7 - Master's degree	1	Men	1	0	0	0	0	0	3	0	0	4		
			Women	0	0	0	0	0	0	8	0	0	8		
			Total	1	0	0	0	0	0	11	0	0	12	No	
50.0903 Music Performance, General	5 - Bachelor's degree	1	Men	0	0	0	0	0	0	2	0	0	2		
			Women	0	0	0	0	0	0	4	1	0	5		
			Total	0	0	0	0	0	0	6	1	0	7	No	
50.0903 Music Performance, General	5 - Bachelor's degree	2	Men	0	0	0	0	0	0	0	0	0	0		
			Women	0	1	0	0	0	0	0	0	0	0	1	
			Total	0	1	0	0	0	0	0	0	0	0	1	No
50.0904 Music Theory and Composition	5 - Bachelor's degree	1	Men	0	0	0	0	0	0	0	0	0	0		
			Women	0	0	0	0	0	0	0	0	0	0	0	
			Total	0	0	0	0	0	0	0	0	0	0	0	No
50.0907 Keyboard Instruments	5 - Bachelor's degree	1	Men	0	0	0	0	0	0	0	0	0	0		
			Women	0	0	0	0	0	0	0	0	0	0	0	
			Total	0	0	0	0	0	0	0	0	0	0	0	No
50.0908 Voice and Opera	5 - Bachelor's degree	1	Men	0	0	0	0	0	0	0	0	0	0		
			Women	0	0	0	0	0	0	0	0	0	0	0	
			Total	0	0	0	0	0	0	0	0	0	0	0	No
50.0911 Stringed Instruments	5 - Bachelor's degree	1	Men	0	0	0	0	0	0	0	0	0	0		
			Women	0	0	0	0	0	0	0	0	0	0	0	
			Total	0	0	0	0	0	0	0	0	0	0	0	No
51.0701 Health/Health Care Administration/Management	5 - Bachelor's degree	1	Men	0	0	0	0	0	0	4	1	1	6		
			Women	0	0	0	2	2	0	11	1	0	16		
			Total	0	0	0	2	2	0	15	2	1	22	No	
51.0913 Athletic Training/Trainer	5 - Bachelor's degree	1	Men	0	0	0	0	0	0	2	0	0	2		
			Women	0	0	0	0	0	0	2	2	0	4		
			Total	0	0	0	0	0	0	4	2	0	6	No	
51.0913 Athletic Training/Trainer	7 - Master's degree	1	Men	7	0	0	0	0	0	3	0	0	10		
			Women	0	0	0	0	0	0	6	0	0	6		
			Total	7	0	0	0	0	0	9	0	0	16	No	
51.1504 Community Health Services/Liaison/Counseling	5 - Bachelor's degree	1	Men	0	0	0	0	0	0	0	0	0	0		
			Women	0	0	0	0	0	0	0	0	0	0	0	
			Total	0	0	0	0	0	0	0	0	0	0	0	No
51.2201		1	Men	0	0	0	0	1	0	0	0	0	1		









**Completions: total by first major**

99.0000 Summary Grand Totals	Award Level	Nonresident alien	Hispanic Latino	American Indian or Alaska Native	Asian	Black or African American	Native Hawaiian or Other Pacific Islander	White	Two or more Races	Race/ethnicity unknown	Total	PY Total
<b>Awards of at least 2 but less than 4 academic years</b>	<b>4</b>											
Men		11	1	0	1	1	0	18	3	0	35	43
Women		1	0	0	2	0	0	4	1	0	8	4
<b>Total</b>		12	1	0	3	1	0	22	4	0	43	47
<b>Bachelor's degree</b>	<b>5</b>											
Men		58	39	3	26	54	0	863	78	27	1148	1135
Women		31	56	5	38	70	1	929	109	32	1271	1270
<b>Total</b>		89	95	8	64	124	1	1792	187	59	2419	2405
<b>Postbaccalaureate certificates</b>	<b>6</b>											
Men		55	0	0	5	4	0	27	4	0	95	33
Women		35	3	0	1	2	0	48	6	1	96	34
<b>Total</b>		90	3	0	6	6	0	75	10	1	191	67
<b>Master's degree</b>	<b>7</b>											
Men		110	5	1	4	12	0	208	12	5	357	391
Women		64	7	0	9	14	0	401	23	5	523	516
<b>Total</b>		174	12	1	13	26	0	609	35	10	880	907
<b>Post-Master's certificates</b>	<b>8</b>											
Men		0	0	0	0	0	0	1	0	0	1	1
Women		0	0	0	0	0	0	4	0	0	4	5
<b>Total</b>		0	0	0	0	0	0	5	0	0	5	6
<b>Doctor's degree - research / scholarship</b>	<b>17</b>											
Men		6	0	0	0	0	0	10	0	0	16	12
Women		2	0	0	1	0	0	19	1	1	24	17
<b>Total</b>		8	0	0	1	0	0	29	1	1	40	29

99.0000 Summary Grand Totals	Award Level	Nonresident alien	Hispanic Latino	American Indian or Alaska Native	Asian	Black or African American	Native Hawaiian or Other Pacific Islander	White	Two or more Races	Race/ethnicity unknown	Total	PY Total
------------------------------	-------------	-------------------	-----------------	----------------------------------	-------	---------------------------	---	-------	-------------------	------------------------	-------	----------

Grand Total Men		240	45	4	36	71	0	1127	97	32	1652	1615
Grand Total Women		133	66	5	51	86	1	1405	140	39	1926	1846
Grand Total		373	111	9	87	157	1	2532	237	71	3578	3461

PY Grand Total Men		189	39	4	45	67	0	1142	87	42		1615
PY Grand Total Women		96	76	8	46	104	1	1362	102	51		1846
PY Grand Total		285	115	12	91	171	1	2504	189	93		3461

**Completions: total by second major**

99.0000 Summary Grand Totals	Award Level	Nonresident alien	Hispanic Latino	American Indian or Alaska Native	Asian	Black or African American	Native Hawaiian or Other Pacific Islander	White	Two or more Races	Race/ethnicity unknown	Total	PY Total
<b>Bachelor's degree</b>	<b>5</b>											
Men		0	1	0	0	0	0	19	3	2	25	18
Women		0	7	0	3	1	0	20	4	1	36	18
<b>Total</b>		0	8	0	3	1	0	39	7	3	61	36

Grand Total Men		0	1	0	0	0	0	19	3	2	25	18
Grand Total Women		0	7	0	3	1	0	20	4	1	36	18
Grand Total		0	8	0	3	1	0	39	7	3	61	36

PY Grand Total Men		0	1	1	1	0	0	12	3	0		18
PY Grand Total Women		0	2	0	0	1	0	11	2	2		18
PY Grand Total		0	3	1	1	1	0	23	5	2		36

All Completers

Institutions must report the following information. (Some data will be pre-populated from the completions by CIP code data.)

All Completers

Number of students by gender and race and ethnicity earning an award between July 1, 2016 and June 30, 2017. Count each student only once, regardless of how many awards he/she earned. The intent of this screen is to collect an unduplicated count of total numbers of *completers*.

- Report Hispanic/Latino individuals of any race as Hispanic/Latino
- Report race for non-Hispanic/Latino individuals only

	Men		Women		Total Students
	Number of Students	Total Awards	Number of Students	Total Awards	
<u>Nonresident alien</u>	180	240	99	133	279
<u>Hispanic/Latino</u>	37	45	61	66	98
<u>American Indian or Alaska Native</u>	4	4	5	5	9
<u>Asian</u>	26	36	44	51	70
<u>Black or African American</u>	63	71	80	86	143
<u>Native Hawaiian or Other Pacific Islander</u>	0	0	1	1	1
<u>White</u>	948	1,127	1,304	1,405	2,252
<u>Two or more races</u>	81	97	126	140	207
<u>Race and ethnicity unknown</u>	32	32	33	39	65
<b>TOTAL</b>	1,371	1,652	1,753	1,926	3,124
<b>PY TOTAL</b>	1,412		1,716		3,128

Completers by Level

Institutions must report the number of students who earned an award by level. This screen will be shown for each of the following consolidated award levels for which there is a reported completion:

- Postsecondary awards, certificates, or diplomas of **less than 1 academic year**
  - Less than 900 contact or clock hours, or
  - Less than 30 SEMESTER or TRIMESTER credit hours, or
  - Less than 45 QUARTER credit hours
- Postsecondary awards, certificates, or diplomas of **at least 1 but less than 4 academic years**
  - 900 or more contact or clock hours, or
  - 30 or more SEMESTER or TRIMESTER credit hours, or
  - 45 or more QUARTER credit hours
- Associate's degrees
- Bachelor's degrees
- Master's degrees
- Doctor's degrees
- Postbaccalaureate and post-master's certificates

**Postsecondary award, certificate, or diploma of at least 1 but less than 4 academic years:  
900 or more contact or clock hours, or 30 or more semester or trimester credit hours, or 45 or more quarter credit hours**

Number of students by gender, by race and ethnicity, and by age earning this award between July 1, 2016 and June 30, 2017. Each student should be counted once per award level. For example, if a student earned a master's degree and a doctor's degree, he/she should be counted once in master's and once in doctor's. A student earning two master's degrees should be counted only once.

- Report Hispanic/Latino individuals of any race as Hispanic/Latino
- Report race for non-Hispanic/Latino individuals only

	Number of Students	Total Awards
<b>By Gender</b>		
Men	<input type="text" value="31"/>	35
Women	<input type="text" value="6"/>	8
<b>TOTAL</b>	37	43
<b>PY TOTAL</b>	44	

**By Race/Ethnicity**

<u>Nonresident alien</u>	<input type="text" value="11"/>	12
<u>Hispanic/Latino</u>	<input type="text" value="1"/>	1

<u>American Indian or Alaska Native</u>	<input type="text" value="0"/>	0
<u>Asian</u>	<input type="text" value="2"/>	3
<u>Black or African American</u>	<input type="text" value="1"/>	1
<u>Native Hawaiian or Other Pacific Islander</u>	<input type="text" value="0"/>	0
<u>White</u>	<input type="text" value="19"/>	22
Two or more races	<input type="text" value="3"/>	4
<u>Race and ethnicity unknown</u>	<input type="text" value="0"/>	0
<b>TOTAL</b>	<b>37</b>	<b>43</b>

 **By Age**

Under 18	<input type="text" value="0"/>	
18-24	<input type="text" value="23"/>	
25-39	<input type="text" value="14"/>	
40 and Above	<input type="text" value="0"/>	
Age Unknown	<input type="text" value="0"/>	
<b>TOTAL</b>	<b>37</b>	<b>43</b>

Completers by Level

Institutions must report the number of students who earned an award by level. This screen will be shown for each of the following consolidated award levels for which there is a reported completion:

- Postsecondary awards, certificates, or diplomas of **less than 1 academic year**
  - Less than 900 contact or clock hours, or
  - Less than 30 SEMESTER or TRIMESTER credit hours, or
  - Less than 45 QUARTER credit hours
- Postsecondary awards, certificates, or diplomas of **at least 1 but less than 4 academic years**
  - 900 or more contact or clock hours, or
  - 30 or more SEMESTER or TRIMESTER credit hours, or
  - 45 or more QUARTER credit hours
- Associate's degrees
- Bachelor's degrees
- Master's degrees
- Doctor's degrees
- Postbaccalaureate and post-master's certificates

**Bachelor's degrees**

Number of students by gender, by race and ethnicity, and by age earning this award between July 1, 2016 and June 30, 2017. Each student should be counted once per award level. For example, if a student earned a master's degree and a doctor's degree, he/she should be counted once in master's and once in doctor's. A student earning two master's degrees should be counted only once.

- Report Hispanic/Latino individuals of any race as Hispanic/Latino
- Report race for non-Hispanic/Latino individuals only

	Number of Students	Total Awards
<b>By Gender</b>		
Men	967	1,148
Women	1,181	1,271
<b>TOTAL</b>	2,148	2,419
PY TOTAL	2,174	

**By Race/Ethnicity**

<u>Nonresident alien</u>	74	89
<u>Hispanic/Latino</u>	87	95
<u>American Indian or Alaska Native</u>	8	8

<u>Asian</u>	<input type="text" value="55"/>	64
<u>Black or African American</u>	<input type="text" value="118"/>	124
<u>Native Hawaiian or Other Pacific Islander</u>	<input type="text" value="1"/>	1
<u>White</u>	<input type="text" value="1,580"/>	1,792
Two or more races	<input type="text" value="171"/>	187
<u>Race and ethnicity unknown</u>	<input type="text" value="54"/>	59
<b>TOTAL</b>	<b>2,148</b>	<b>2,419</b>

 **By Age**

Under 18	<input type="text" value="0"/>	
18-24	<input type="text" value="1,342"/>	
25-39	<input type="text" value="703"/>	
40 and Above	<input type="text" value="103"/>	
Age Unknown	<input type="text" value="0"/>	
<b>TOTAL</b>	<b>2,148</b>	<b>2,419</b>



Completers by Level

Institutions must report the number of students who earned an award by level. This screen will be shown for each of the following consolidated award levels for which there is a reported completion:

- Postsecondary awards, certificates, or diplomas of **less than 1 academic year**
  - Less than 900 contact or clock hours, or
  - Less than 30 SEMESTER or TRIMESTER credit hours, or
  - Less than 45 QUARTER credit hours
- Postsecondary awards, certificates, or diplomas of **at least 1 but less than 4 academic years**
  - 900 or more contact or clock hours, or
  - 30 or more SEMESTER or TRIMESTER credit hours, or
  - 45 or more QUARTER credit hours
- Associate's degrees
- Bachelor's degrees
- Master's degrees
- Doctor's degrees
- Postbaccalaureate and post-master's certificates

**Master's degrees**

Number of students by gender, by race and ethnicity, and by age earning this award between July 1, 2016 and June 30, 2017. Each student should be counted once per award level. For example, if a student earned a master's degree and a doctor's degree, he/she should be counted once in master's and once in doctor's. A student earning two master's degrees should be counted only once.

- Report Hispanic/Latino individuals of any race as Hispanic/Latino
- Report race for non-Hispanic/Latino individuals only

	Number of Students	Total Awards
<b>By Gender</b>		
Men	<input type="text" value="355"/>	357
Women	<input type="text" value="518"/>	523
<b>TOTAL</b>	873	880
PY TOTAL	<b>898</b>	

**By Race/Ethnicity**

<u>Nonresident alien</u>	<input type="text" value="172"/>	174
<u>Hispanic/Latino</u>	<input type="text" value="11"/>	12
<u>American Indian or Alaska Native</u>	<input type="text" value="1"/>	1

<u>Asian</u>	<input type="text" value="13"/>	13
<u>Black or African American</u>	<input type="text" value="25"/>	26
<u>Native Hawaiian or Other Pacific Islander</u>	<input type="text" value="0"/>	0
<u>White</u>	<input type="text" value="606"/>	609
Two or more races	<input type="text" value="35"/>	35
<u>Race and ethnicity unknown</u>	<input type="text" value="10"/>	10
<b>TOTAL</b>	873	880

 **By Age**

Under 18	<input type="text" value="0"/>	
18-24	<input type="text" value="144"/>	
25-39	<input type="text" value="621"/>	
40 and Above	<input type="text" value="108"/>	
Age Unknown	<input type="text" value="0"/>	
<b>TOTAL</b>	873	880

Completers by Level

Institutions must report the number of students who earned an award by level. This screen will be shown for each of the following consolidated award levels for which there is a reported completion:

- Postsecondary awards, certificates, or diplomas of **less than 1 academic year**
  - Less than 900 contact or clock hours, or
  - Less than 30 SEMESTER or TRIMESTER credit hours, or
  - Less than 45 QUARTER credit hours
- Postsecondary awards, certificates, or diplomas of **at least 1 but less than 4 academic years**
  - 900 or more contact or clock hours, or
  - 30 or more SEMESTER or TRIMESTER credit hours, or
  - 45 or more QUARTER credit hours
- Associate's degrees
- Bachelor's degrees
- Master's degrees
- Doctor's degrees
- Postbaccalaureate and post-master's certificates

**Doctor's degrees**

Number of students by gender, by race and ethnicity, and by age earning this award between July 1, 2016 and June 30, 2017. Each student should be counted once per award level. For example, if a student earned a master's degree and a doctor's degree, he/she should be counted once in master's and once in doctor's. A student earning two master's degrees should be counted only once.

- Report Hispanic/Latino individuals of any race as Hispanic/Latino
- Report race for non-Hispanic/Latino individuals only

	Number of Students	Total Awards
<b>By Gender</b>		
Men	<input type="text" value="16"/>	16
Women	<input type="text" value="24"/>	24
<b>TOTAL</b>	40	40
PY TOTAL	29	

**By Race/Ethnicity**

<u>Nonresident alien</u>	<input type="text" value="8"/>	8
<u>Hispanic/Latino</u>	<input type="text" value="0"/>	0
<u>American Indian or Alaska Native</u>	<input type="text" value="0"/>	0

<u>Asian</u>	<input type="text" value="1"/>	1
<u>Black or African American</u>	<input type="text" value="0"/>	0
<u>Native Hawaiian or Other Pacific Islander</u>	<input type="text" value="0"/>	0
<u>White</u>	<input type="text" value="29"/>	29
Two or more races	<input type="text" value="1"/>	1
<u>Race and ethnicity unknown</u>	<input type="text" value="1"/>	1
<b>TOTAL</b>	<b>40</b>	<b>40</b>

<b>By Age</b>		
Under 18	<input type="text" value="0"/>	
18-24	<input type="text" value="0"/>	
25-39	<input type="text" value="26"/>	
40 and Above	<input type="text" value="14"/>	
Age Unknown	<input type="text" value="0"/>	
<b>TOTAL</b>	<b>40</b>	<b>40</b>

Completers by Level


Institutions must report the number of students who earned an award by level. This screen will be shown for each of the following consolidated award levels for which there is a reported completion:

- Postsecondary awards, certificates, or diplomas of **less than 1 academic year**
  - Less than 900 contact or clock hours, or
  - Less than 30 SEMESTER or TRIMESTER credit hours, or
  - Less than 45 QUARTER credit hours
- Postsecondary awards, certificates, or diplomas of **at least 1 but less than 4 academic years**
  - 900 or more contact or clock hours, or
  - 30 or more SEMESTER or TRIMESTER credit hours, or
  - 45 or more QUARTER credit hours
- Associate's degrees
- Bachelor's degrees
- Master's degrees
- Doctor's degrees
- Postbaccalaureate and post-master's certificates

**Postbaccalaureate  
and post-master's  
certificates**

Number of students by gender, by race and ethnicity, and by age earning this award between July 1, 2016 and June 30, 2017. Each student should be counted once per award level. For example, if a student earned a master's degree and a doctor's degree, he/she should be counted once in master's and once in doctor's. A student earning two master's degrees should be counted only once.


- Report Hispanic/Latino individuals of any race as Hispanic/Latino
- Report race for non-Hispanic/Latino individuals only


	Number of Students	Total Awards
<b>By Gender</b>		
Men	<input type="text" value="89"/>	96
Women	<input type="text" value="96"/>	100
<b>TOTAL</b>	 185	196
<b>PY TOTAL</b>	<b>68</b>	

**By Race/Ethnicity**

<u>Nonresident alien</u>	<input type="text" value="82"/>	90
<u>Hispanic/Latino</u>	<input type="text" value="3"/>	3

<u>American Indian or Alaska Native</u>	<input type="text" value="0"/>	0
<u>Asian</u>	<input type="text" value="5"/>	6
<u>Black or African American</u>	<input type="text" value="6"/>	6
<u>Native Hawaiian or Other Pacific Islander</u>	<input type="text" value="0"/>	0
<u>White</u>	<input type="text" value="79"/>	80
Two or more races	<input type="text" value="9"/>	10
<u>Race and ethnicity unknown</u>	<input type="text" value="1"/>	1
<b>TOTAL</b>	<b>185</b>	<b>196</b>



 **By Age**

Under 18	<input type="text" value="0"/>	
18-24	<input type="text" value="42"/>	
25-39	<input type="text" value="125"/>	
40 and Above	<input type="text" value="18"/>	
Age Unknown	<input type="text" value="0"/>	
<b>TOTAL</b>	<b>185</b>	<b>196</b>

Prepared by

The name of the preparer is being collected so that we can follow up with the appropriate person in the event that there are questions concerning the data. The Keyholder will be copied on all email correspondence to other preparers.

The time it took to prepare this component is being collected so that we can continue to improve our estimate of the reporting burden associated with IPEDS. Please include in your estimate the time it took for you to review instructions, query and search data sources, complete and review the component, and submit the data through the Data Collection System.

Thank you for your assistance.

**This survey component was prepared by:**

<input type="radio"/>	Keyholder	<input type="radio"/>	SFA Contact	<input type="radio"/>	HR Contact
<input type="radio"/>	Finance Contact	<input type="radio"/>	Academic Library Contact	<input type="radio"/>	Other
Name:	<input type="text"/>				
Email:	<input type="text"/>				

**How many staff from your institution only were involved in the data collection and reporting process of this survey component?**

<input type="text"/>	Number of Staff (including yourself)
----------------------	--------------------------------------

**How many hours did you and others from your institution only spend on each of the steps below when responding to this survey component? Exclude the hours spent collecting data for state and other reporting purposes.**

Staff member	Collecting Data Needed		Revising Data to Match IPEDS Requirements		Entering Data		Revising and Locking Data	
Your office	<input type="text"/>	hours	<input type="text"/>	hours	<input type="text"/>	hours	<input type="text"/>	hours
Other offices	<input type="text"/>	hours	<input type="text"/>	hours	<input type="text"/>	hours	<input type="text"/>	hours

## Summary

IPEDS collects important information regarding your institution. All data reported in IPEDS survey components become available in the IPEDS Data Center and appear as aggregated data in various Department of Education reports. Additionally, some of the reported data appears specifically for your institution through the College Navigator website and is included in your institution's Data Feedback Report (DFR). The purpose of this summary is to provide you an opportunity to view some of the data that, when accepted through the IPEDS quality control process, will appear on the College Navigator website and/or your DFR. College Navigator is updated approximately three months after the data collection period closes and Data Feedback Reports will be available through the [Data Center](#) and sent to your institution's CEO in November 2017.

Please review your data for accuracy. If you have questions about the data displayed below after reviewing the data reported on the survey screens, please contact the IPEDS Help Desk at: 1-877-225-2568 or [ipedshelp@rti.org](mailto:ipedshelp@rti.org).

## Summary of Completions Data

Award Level	Number of Completions	
	1 <sup>st</sup> major	2 <sup>nd</sup> major
<u>Postsecondary award, certificate, or diploma (at least 2 but less than 4 academic years)</u>	43	0
<u>Bachelors degree or equivalent</u>	2,419	61
<u>Postbaccalaureate certificate</u>	191	0
<u>Master's degree</u>	880	0
<u>Post-master's certificate</u>	5	0
<u>Doctor's degree - research/scholarship</u>	40	0
Total number of degrees and certificates	3,578	

## Summary of Completers Data

	Number of Students		
	Men	Women	Total
All Completers	1,371	1,753	3,124



**Completions**

**University of Nebraska at Omaha (181394)**

Source	Description	Severity	Resolved	Options
<b>Global Edits</b>				
Perform Edits	Current year completions (72) are outside the expected range when compared to completions reported in the prior year (21) for: Men, 2-digit field (11), award level (6). Please correct your data or explain. (Error #10503)	Explanation	Yes	
Reason:	Data are reviewed and the awards counts are correct. The large increase due to graduate certificate awards in System Analysis and Design program, especially to Nonresident Alien. The Graduate Advisor encouraged MIS students apply for these certificates in addition to their MS degree this past year and as a result, more students take the advantage for extra credentials they earned. More proactive outreach efforts raised the increase.			
Perform Edits	Current year completions (38) are outside the expected range when compared to completions reported in the prior year (7) for: Women, 2-digit field (11), award level (6). Please correct your data or explain. (Error #10505)	Explanation	Yes	
Reason:	Data are reviewed and the awards counts are correct. The large increase due to graduate certificate awards in System Analysis and Design program, especially to Nonresident Alien. The Graduate Advisor encouraged MIS students apply for these certificates in addition to their MS degree this past year and as a result, more students take the advantage for extra credentials they earned. More proactive outreach efforts raised the increase.			
Perform Edits	Current year completions (27) are outside the expected range when compared to completions reported in the prior year (11) for: Women, 2-digit field (30), award level (6). Please correct your data or explain. (Error #10505)	Explanation	Yes	
Reason:	Data reviewed and are correct. More female students received certificate awards in Gerontology this year.			
<b>Screen: Completers- Postbaccalaureate and post-master's certificates</b>				
Screen Entry	The total number of completers (Men + Women) reported for this award level (185) is outside the expected range when compared to the prior year value. Please correct your data or contact the IPEDS Help Desk for assistance. (Error #10584)	Explanation	Yes	
Reason:	Data are reviewed and the awards counts are correct. The large increase due to graduate certificate awards in System Analysis and Design program, especially to Nonresident Alien. The Graduate Advisor encouraged MIS students apply for these certificates in addition to their MS degree this past year and as a result, more students take the advantage for extra credentials they earned. More proactive outreach efforts raised the increase.			