

2021

## 12-month Enrollment 2021-2022

Systems Intelligence and Data Analytics, University of Nebraska at Omaha

Follow this and additional works at: <https://digitalcommons.unomaha.edu/ipeds12monthenrollment>

 Part of the [Educational Assessment, Evaluation, and Research Commons](#), and the [Higher Education Commons](#)

Please take our feedback survey at: [https://unomaha.az1.qualtrics.com/jfe/form/SV\\_8cchtFmpDyGfBLE](https://unomaha.az1.qualtrics.com/jfe/form/SV_8cchtFmpDyGfBLE)

---

### Recommended Citation

Systems Intelligence and Data Analytics, University of Nebraska at Omaha, "12-month Enrollment 2021-2022" (2021). *IPEDS 12-month Enrollment*. 23.  
<https://digitalcommons.unomaha.edu/ipeds12monthenrollment/23>

This Report is brought to you for free and open access by the Integrated Postsecondary Education Data System at DigitalCommons@UNO. It has been accepted for inclusion in IPEDS 12-month Enrollment by an authorized administrator of DigitalCommons@UNO. For more information, please contact [unodigitalcommons@unomaha.edu](mailto:unodigitalcommons@unomaha.edu).

# IPEDS 2021-22 Data Collection System

IPEDS HELP DESK (877) 225-2568 | [ipedshelp@rti.org](mailto:ipedshelp@rti.org)  
OMB NO. 1850-0582 v.27 : Approval Expires 8/31/2022  
User ID: P1813941

## 12-month Enrollment 2021-22

Institution: University of Nebraska at Omaha (181394)

User ID: P1813941

### Overview

#### 12-month Enrollment Overview

The 12-month Enrollment component collects unduplicated student enrollment counts and instructional activity data for an entire 12-month period. Using the instructional activity data reported, a full-time equivalent (FTE) student enrollment at the undergraduate and graduate level is estimated (4-year institutions only). Institutions with Doctor's - professional practice students will also report the FTE enrollment of those students (4-year institutions only). NCES uses the FTE enrollment to produce indicators such as expenses by function per FTE as reported in the IPEDS Data Feedback Report.

#### Data Reporting Reminder:

- All institutions must use the July 1 - June 30 reporting period.
- Report data to accurately reflect the time period corresponding with the IPEDS survey component, even if such reporting is seemingly inconsistent with prior-year reporting. For example, if a summer term began later than usual due to Coronavirus Pandemic postponements, continue to report using the timeframes as defined in the IPEDS instructions. NCES expects that some data reported during the 2021-22 data collection year will vary from established prior trends due to the impacts of Coronavirus Pandemic. If an error edit is triggered even when submitting accurate data, please indicate in the corresponding context box or verbally to the Help Desk that the seemingly inconsistent data are accurate and reflect the effects of Coronavirus Pandemic.

#### Changes to reporting for 2021-22:

- New FAQ has been added to clarify reporting of degree/certificate-seeking undergraduates across EF, E12, and OM survey components.
- Edited FAQs to clarify student enrollment statuses (e.g., full-time/part-time) are typically not determined by summer term enrollment, but rather determined at their first full term of enrollment (i.e., fall or spring).

#### Resources:

- To download the survey materials for this component: [Survey Materials](#)

If you have questions about completing this survey, please contact the IPEDS Help Desk at 1-877-225-2568.

Institution: University of Nebraska at Omaha (181394)


User ID: P1813941

## Undergraduate Instructional Activity Type

### Which instructional activity units will you use to report undergraduate instructional activity?

- Undergraduate instructional activity data in Part B may be reported in units of clock hours or credit hours.
- Please note that any graduate level instructional activity must be reported in credit hours. (4-year institutions only)

- Clock hours
- Credit hours
- Both clock and credit hours (some undergraduate programs measured in clock hours and some measured in credit hours)

 You may use the box below to provide additional context for the data you have reported above. Context notes will be posted on the College Navigator website. Therefore, you should write all context notes using proper grammar (e.g., complete sentences with punctuation) and common language that can be easily understood by students and parents (e.g., spell out acronyms).

Institution: University of Nebraska at Omaha (181394)

## Part A - Unduplicated Count for Full-time Undergraduate Students

## 12-month Unduplicated Count by Race/Ethnicity and Gender - Full-time Undergraduate Students

July 1, 2020 – June 30, 2021

## Reporting Reminders:

- The 12-month unduplicated count must be equal or greater than the corresponding prior year fall enrollment.
- Report Hispanic/Latino individuals of any race as Hispanic/Latino
- Report race for non-Hispanic/Latino individuals only
- Even though Teacher Preparation certificate programs may require a bachelor's degree for admission, they are considered subbaccalaureate undergraduate programs, and students in these programs are undergraduate students.

## Men

Students enrolled for <u>credit</u>	Degree/certificate-seeking			Total degree/certificate-seeking	Non-degree/ non-certificate-seeking	Total, Full-time undergraduate students
	First-time	Non-first-time				
		Transfer-in	Continuing/ Returning			
<u>Nonresident alien</u>	30	31	230	291		291
<u>Hispanic/Latino</u>	174	68	443	685		685
<u>American Indian or Alaska Native</u>	2	1	6	9		9
<u>Asian</u>	45	15	152	212		212
<u>Black or African American</u>	57	49	202	308		308
<u>Native Hawaiian or Other Pacific Islander</u>	1	0	4	5		5
<u>White</u>	558	383	2,106	3,047	7	3,054
Two or more races	38	29	132	199		199
<u>Race and ethnicity unknown</u>	6	6	28	40		40
<b>Total men</b>	<b>911</b>	<b>582</b>	<b>3,303</b>	<b>4,796</b>	<b>7</b>	<b>4,803</b>
<b>Total men prior year</b>	<b>869</b>	<b>605</b>	<b>3,318</b>	<b>4,792</b>	<b>35</b>	<b>4,827</b>

## Women

Students enrolled for <u>credit</u>	Degree/certificate-seeking			Total degree/certificate-seeking	Non-degree/ non-certificate-seeking	Total, Full-time undergraduate students
	First-time	Non-first-time				
		Transfer-in	Continuing/ Returning			
<u>Nonresident alien</u>	19	15	172	206		206
<u>Hispanic/Latino</u>	288	123	711	1,122	2	1,124
<u>American Indian or Alaska Native</u>	5	6	12	23		23
<u>Asian</u>	86	18	193	297		297
<u>Black or African American</u>	112	63	281	456		456
<u>Native Hawaiian or Other Pacific Islander</u>	3	0	4	7		7
<u>White</u>	730	534	2,487	3,751	5	3,756
Two or more races	71	55	203	329	2	331
<u>Race and ethnicity unknown</u>	9	8	34	51	2	53
<b>Total women</b>	<b>1,323</b>	<b>822</b>	<b>4,097</b>	<b>6,242</b>	<b>11</b>	<b>6,253</b>
<b>Total women prior year</b>	<b>1,205</b>	<b>650</b>	<b>3,938</b>	<b>5,793</b>	<b>26</b>	<b>5,819</b>

<b>Grand total (2020-21)</b>	<b>2,234</b>	<b>1,404</b>	<b>7,400</b>	<b>11,038</b>	<b>18</b>	<b>11,056</b>
<b>Prior year data:</b>						

Grand total (men+women) prior year	2,074	1,255	7,256	10,585	61	10,646
Total Full-time undergraduate enrollment Fall 2020 <i>NOTE: Grand total (2020-21) calculated above is expected to be greater than total Full-time undergraduate enrollment Fall 2020.</i>	2,158	1,096	7,097	10,351	11	10,362

Institution: University of Nebraska at Omaha (181394)

## Part A - Unduplicated Count for Part-time Undergraduate Students

12-month Unduplicated Count by Race/Ethnicity and Gender - Part-time Undergraduate Students

July 1, 2020 – June 30, 2021

## Reporting Reminders:

- The 12-month unduplicated count must be equal or greater than the corresponding prior year fall enrollment.
- Report Hispanic/Latino individuals of any race as Hispanic/Latino
- Report race for non-Hispanic/Latino individuals only
- Even though Teacher Preparation certificate programs may require a bachelor's degree for admission, they are considered subbaccalaureate undergraduate programs, and students in these programs are undergraduate students.

## Men

Students enrolled for <u>credit</u>	Degree/certificate-seeking			Total degree/certificate-seeking	Non-degree/ non-certificate-seeking	Total, Part-time undergraduate students
	First-time	Non-first-time				
		Transfer-in	Continuing/ Returning			
<u>Nonresident alien</u>	0	4	31	35	5	40
<u>Hispanic/Latino</u>	7	38	122	167	26	193
<u>American Indian or Alaska Native</u>	0	1	0	1	1	2
<u>Asian</u>	1	6	54	61	11	72
<u>Black or African American</u>	10	37	82	129	18	147
<u>Native Hawaiian or Other Pacific Islander</u>	0	2	2	4	1	5
<u>White</u>	26	198	840	1,064	141	1,205
Two or more races	2	11	52	65	9	74
<u>Race and ethnicity unknown</u>	0	5	23	28	20	48
<b>Total men</b>	<b>46</b>	<b>302</b>	<b>1,206</b>	<b>1,554</b>	<b>232</b>	<b>1,786</b>
Total men prior year	25	258	1,297	1,580	146	1,726

## Women

Students enrolled for <u>credit</u>	Degree/certificate-seeking			Total degree/certificate-seeking	Non-degree/ non-certificate-seeking	Total, Part-time undergraduate students
	First-time	Non-first-time				
		Transfer-in	Continuing/ Returning			
<u>Nonresident alien</u>	2	7	30	39	3	42
<u>Hispanic/Latino</u>	16	31	190	237	17	254
<u>American Indian or Alaska Native</u>	0	1	3	4	0	4
<u>Asian</u>	1	12	51	64	8	72
<u>Black or African American</u>	4	28	93	125	8	133
<u>Native Hawaiian or Other Pacific Islander</u>	0	1	3	4	0	4
<u>White</u>	27	200	748	975	143	1,118
Two or more races	2	13	69	84	8	92
<u>Race and ethnicity unknown</u>	0	3	15	18	4	22
<b>Total women</b>	<b>52</b>	<b>296</b>	<b>1,202</b>	<b>1,550</b>	<b>191</b>	<b>1,741</b>
Total women prior year	34	289	1,249	1,572	194	1,766

<b>Grand total (2020-21)</b>	<b>98</b>	<b>598</b>	<b>2,408</b>	<b>3,104</b>	<b>423</b>	<b>3,527</b>
Prior year data:						

Grand total (men+women) prior year	59	547	2,546	3,152	340	3,492
Total Part-time undergraduate enrollment Fall 2020 <i>NOTE: Grand total (2020-21) calculated above is expected to be greater than total Part-time undergraduate enrollment Fall 2020.</i>	65	282	1,837	2,184	222	2,406

Institution: University of Nebraska at Omaha (181394)

User ID: P1813941

Part A - Unduplicated Count for Graduate Students

12-month Unduplicated Count by Race/Ethnicity and Gender - Graduate Students

July 1, 2020 – June 30, 2021

Reporting Reminders:

- The 12-month unduplicated count must be equal or greater than the corresponding prior year fall enrollment.
- Report Hispanic/Latino individuals of any race as Hispanic/Latino
- Report race for non-Hispanic/Latino individuals only
- Report **all** postbaccalaureate degree and certificate students as graduate students, **including any doctor's - professional practice students (formerly first-professional)**

**Men**

Students <u>enrolled for credit</u>	<u>Graduate students</u>
<u>Nonresident alien</u>	206
<u>Hispanic/Latino</u>	102
<u>American Indian or Alaska Native</u>	2
<u>Asian</u>	40
<u>Black or African American</u>	79
<u>Native Hawaiian or Other Pacific Islander</u>	4
<u>White</u>	1,082
Two or more races	38
<u>Race and ethnicity unknown</u>	17
<b>Total men</b>	<b>1,570</b>
<b>Total men prior year</b>	

**Women**

Students <u>enrolled for credit</u>	<u>Graduate students</u>
<u>Nonresident alien</u>	132
<u>Hispanic/Latino</u>	188
<u>American Indian or Alaska Native</u>	4
<u>Asian</u>	58
<u>Black or African American</u>	104
<u>Native Hawaiian or Other Pacific Islander</u>	3
<u>White</u>	1,892
Two or more races	79
<u>Race and ethnicity unknown</u>	19
<b>Total women</b>	<b>2,479</b>
<b>Total women prior year</b>	

<b>Grand total (2020-21)</b>	<b>4,049</b>
<b>Prior year data:</b>	
<b>Unduplicated headcount (2019-20)</b>	
<b>Total enrollment Fall 2020</b>	<b>3,124</b>
<i>NOTE: Grand total (2020-21) calculated above is expected to be greater than Total enrollment Fall 2020.</i>	



Institution: University of Nebraska at Omaha (181394)


User ID: P1813941

Part A – 12-month Enrollment by Distance Education Status

12-month Unduplicated Count - Distance Education Status

July 1, 2020 – June 30, 2021

	Undergraduate Students		Graduate Students
	Degree/certificate-seeking	Non-degree/non-certificate-seeking	
Students <i>enrolled exclusively</i> in <u>distance education courses</u>	2,279	121	1,040
Students <i>enrolled in at least one but not all</i> distance education courses	11,749	298	2,915
Students <i>not enrolled in any</i> distance education courses	114	22	94
<b>Total (from prior part A screens)</b>	<b>14,142</b>	<b>441</b>	<b>4,049</b>

 You may use the box below to provide additional context for the data you have reported above. Context notes will be posted on the College Navigator website. Therefore, you should write all context notes using proper grammar (e.g., complete sentences with punctuation) and common language that can be easily understood by students and parents (e.g., spell out acronyms).

Institution: University of Nebraska at Omaha (181394)

Part B - Instructional Activity

12-month Instructional Activity

July 1, 2020 - June 30, 2021

Instructional Activity Reporting Reminder:

- Instructional activity is used to calculate an IPEDS FTE based on the institution's reported calendar system.
- Graduate credit hour activity should not include any doctor's – professional practice activity, the total of those students' FTE is entered separately instead.

FTE Reporting Reminder:

- Institutions need not report their own calculations of undergraduate or graduate FTE unless IPEDS FTE calculations would be misleading for comparison purposes among all IPEDS reporting institutions.

Instructional Activity

	2020-21 total activity	Prior year data
Undergraduate level:		
<u>Credit hour activity.</u>	341,214	333,672
Graduate level:		
<u>Credit hour activity.</u>	44,668	41,765


Full-Time Equivalent (FTE) of Students

Calendar system (as reported on the prior year IC Header survey component):	Semester
---	----------

If the IPEDS calculated FTE estimates below are not reasonable, **AND** you have reported the correct instructional activity hours above, enter your best FTE estimate in the "Institution reported FTE" column below and save the page. This option should be used **ONLY** if the calculated estimate is not reasonable for your institution and IPEDS comparisons.

Please provide your best estimate of undergraduate and graduate FTE for the 12-month reporting period **only if the calculated FTE estimate below is not reasonable for IPEDS comparison purposes**. Please provide an explanation in the context box if the option is used due to Coronavirus Pandemic.

	Calculated FTE 2020-21	Institution reported FTE 2020-21	Prior year FTE 2019-20
Undergraduate student FTE	11,374	11,374	11,122
Graduate student FTE	1,861	1,861	1,740
<b>Total FTE students</b>	<b>13,235</b>	<b>13,235</b>	<b>12,862</b>

 Context notes will be posted on the College Navigator website. Therefore, you should write all context notes using proper grammar (e.g., complete sentences with punctuation) and common language that can be easily understood by students and parents (e.g., spell out acronyms).

Institution: University of Nebraska at Omaha (181394)

User ID: P1813941

Prepared by

**Prepared by**

Reporting Reminders:

- The name of the preparer is being collected so that we can follow up with the appropriate person in the event that there are questions concerning the data.
- The Keyholder will be copied on all email correspondence to other preparers.
- The time it took to prepare this component is being collected so that we can continue to improve our estimate of the reporting burden associated with IPEDS.
- Please include in your estimate the time it took for you to review instructions, query and search data sources, complete and review the component, and submit the data through the Data Collection System.
- Thank you for your assistance.

This survey component was prepared by:

<input checked="" type="radio"/>	Keyholder	<input type="radio"/>	SFA Contact	<input type="radio"/>	HR Contact
<input type="radio"/>	Finance Contact	<input type="radio"/>	Academic Library Contact	<input type="radio"/>	Other

Name:

Email:

How many staff from your institution only were involved in the data collection and reporting process of this survey component?

Number of Staff (including yourself)

How many hours did you and others from your institution only spend on each of the steps below when responding to this survey component?  
*Exclude the hours spent collecting data for state and other reporting purposes.*

Staff member	Collecting Data Needed	Revising Data to Match IPEDS Requirements	Entering Data	Revising and Locking Data
Your office	<input type="text"/> hours	<input type="text"/> hours	<input type="text"/> hours	<input type="text"/> hours
Other offices	<input type="text"/> hours	<input type="text"/> hours	<input type="text"/> hours	<input type="text"/> hours

Institution: University of Nebraska at Omaha (181394)

User ID: P1813941

## Summary screen

**12-Month Enrollment Component Summary**

IPEDS collects important information regarding your institution. All data reported in IPEDS survey components become available in the IPEDS Data Center and appear as aggregated data in various Department of Education reports. Additionally, some of the reported data appears specifically for your institution through the College Navigator website and is included in your institution's Data Feedback Report (DFR). The purpose of this summary is to provide you an opportunity to view some of the data that, when accepted through the IPEDS quality control process, will appear on the College Navigator website and/or your DFR. College Navigator is updated approximately three months after the data collection period closes and Data Feedback Reports will be available through the [Data Center](#) and sent to your institution's CEO in November 2021.

Please review your data for accuracy. If you have questions about the data displayed below after reviewing the data reported on the survey screens, please contact the IPEDS Help Desk at: 1-877-225-2568 or [ipedshelp@rti.org](mailto:ipedshelp@rti.org).

12-Month Unduplicated Headcount and Full-Time Equivalent Students	
Total 12-month unduplicated headcount	18,632
Undergraduate student unduplicated headcount	14,583
Graduate student unduplicated headcount	4,049
Total 12-month full-time equivalent (FTE) student enrollment	13,235
Undergraduate student FTE	11,374
Graduate student FTE	1,861

Institution: University of Nebraska at Omaha (181394)

User ID: P1813941

Edit Report

### 12-month Enrollment

**There are no errors for the selected survey and institution.**