


2021

Student Financial Aid 2021-2022

Systems Intelligence and Data Analytics, University of Nebraska at Omaha

Follow this and additional works at: <https://digitalcommons.unomaha.edu/ipedsfinancialaid>

 Part of the [Educational Assessment, Evaluation, and Research Commons](#), and the [Higher Education Commons](#)

Recommended Citation

Systems Intelligence and Data Analytics, University of Nebraska at Omaha, "Student Financial Aid 2021-2022" (2021). *IPEDS Financial Aid*. 23.

<https://digitalcommons.unomaha.edu/ipedsfinancialaid/23>

This Report is brought to you for free and open access by the Integrated Postsecondary Education Data System at DigitalCommons@UNO. It has been accepted for inclusion in IPEDS Financial Aid by an authorized administrator of DigitalCommons@UNO. For more information, please contact unodigitalcommons@unomaha.edu.

Student Financial Aid 2021-22

Institution: University of Nebraska at Omaha (181394)

User ID: P1813941

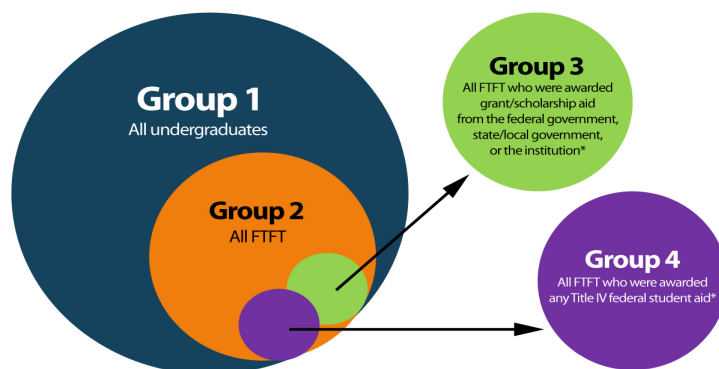
Overview

IPEDS Student Financial Aid Component Overview - Public Academic Reporters

Welcome to the Student Financial Aid (SFA) component. The purpose of the SFA component is to collect information about financial aid provided to various groups of undergraduate students and military/veteran educational benefits for all students at your institution.

Data Reporting Reminders:

- Report data to accurately reflect the time period corresponding with the IPEDS survey component, even if such reporting is seemingly inconsistent with prior-year reporting. For example, if a summer term began later than usual due to Coronavirus Pandemic postponements, continue to report using the timeframes as defined in the IPEDS instructions. NCES expects that some data reported during the 2021-22 data collection year will vary from established prior trends due to the impacts of Coronavirus Pandemic. If an error edit is triggered even when submitting accurate data, please indicate in the corresponding context box or verbally to the Help Desk that the seemingly inconsistent data are accurate and reflect the effects of Coronavirus Pandemic.
- Undergraduate Student Groups
You will be asked to report information for different groups of students.
 - Group 1: All undergraduate students
 - Group 2: Of Group 1, full-time, first-time degree/certificate-seeking students (FTFT)
 - Group 3: Of Group 2, FTFT students who paid the in-state/in-district tuition rate and were awarded any grant/scholarship aid from the federal government, state/local government, or the institution
 - Group 4: Of Group 2, FTFT students who paid the in-state/in-district tuition rate and were awarded any Title IV federal student aid



*For public institutions, include only those students paying the in-state or in-district tuition rate. For program reporters, include only those students enrolled in the institution's largest program.

- COA Revisions
Revisions to Cost of Attendance (COA) used to calculate the net price of attendance can be made in this component. Consult the instructions and screens to make sure you are reporting the correct aid amounts for the correct groups of students.
- College Affordability and Transparency Lists
Net price amounts calculated in SFA will be used to populate the U.S. Department of Education's College Affordability and Transparency lists.
- Interactive Edits and Error Messages
SFA contains interactive edits that will check for blank fields, invalid values, or values that fall outside expected ranges. Some error messages will require you to confirm or explain the values that you entered. Some error messages are fatal and will require you to contact the IPEDS Help Desk at (877) 225-2568 for resolution.

- Context Boxes

You will find optional text boxes throughout SFA. Context boxes allow you to provide more information about the data you enter. Some of these context boxes may be made available to the public on College Navigator, so make sure that the information you enter can be understood easily by students, parents, and the general public.

Changes to reporting for 2021-22:

There is a new FAQ about reporting financial aid awards for students who attend in the summer.

Resources:

- To download the survey materials for this component: [Survey Materials](#)
- To access your prior year data submission for this component: [Reported Data](#)

If you have questions about completing this survey, please contact the IPEDS Help Desk at 1-877-225-2568.

Institution: University of Nebraska at Omaha (181394)


User ID: P1813941

Section 1: Part A

Part A - Establish Your Groups

Reporting Reminders:

- Part A establishes the number of students in various groups. Note that the numbers on this screen will be carried forward to other parts of the Student Financial Aid component.
- In the fields below, report the number of students in each of the following groups.

		 Fall 2020	YOUR PRIOR YEAR DATA
			Fall 2019
01	Group 1 All <u>undergraduate</u> students	<input type="text" value="12,768"/>	12,245
02	Group 2 Of those in Group 1, those who are <u>full-time, first-time</u> degree/certificate-seeking	<input type="text" value="2,158"/>	2,023
02a	Of those in Group 2, those who were awarded any <u>Federal Work Study, loans to students</u> , or grant or scholarship aid from the federal government, state/local government, the institution, or other sources known to the institution	<input type="text" value="1,961"/>	1,785
02b	Of those in Group 2, those who were awarded any <u>loans to students</u> or grant or scholarship aid from the federal government, state/local government, or the institution	<input type="text" value="1,757"/>	1,639
03	Group 3 Of those in Group 2, those who paid the in-state or in-district tuition rate and who were awarded grant or scholarship aid from the federal government, state/local government, or the institution	<input type="text" value="1,395"/>	1,290
04	Group 4 Of those in Group 2, those who paid the in-state or in-district tuition rate and who were awarded any <u>Title IV federal student aid</u>	<input type="text" value="1,241"/>	1,186

Section 1: Part B

Part B - Enter Information About Group 1

Reporting Reminders:

- Group 1 students are **ALL undergraduate** students (including first-time students) enrolled in Fall 2020.
- For this part, report:

For These Students	The Following Type(s) of Aid	Awarded in This Period
<ul style="list-style-type: none"> • All undergraduate students enrolled in Fall 2020 	<ul style="list-style-type: none"> • Grant or scholarship aid from: <ul style="list-style-type: none"> ◦ federal government ◦ state/local government ◦ the institution ◦ other sources known to the institution • Loans to students from: <ul style="list-style-type: none"> ◦ the federal government 	<ul style="list-style-type: none"> • Any time during academic year 2020-21

- In the fields below, report the number of Group 1 students and the total amount of aid awarded to these students for each type of aid.

Information from Part A	Fall 2020
Group 1: All undergraduate students (This number is carried forward from Part A, Line 01.)	12,768

Aid Type	2020-21			
	Number of Group 1 students who were awarded aid	Percentage of Group 1 students who were awarded aid	Total amount of aid awarded to Group 1 students	Average amount of aid awarded to Group 1 students
01 Grant or scholarship aid from the federal government, state/local government, the institution, and other sources known to the institution (Do NOT include federal student loans)	9,265	73	84,170,835	9,085
02 Pell Grants	4,355	34	20,366,082	4,676
03 Federal student loans	4,045	32	24,659,037	6,096

You may use the box below to provide additional context for the data you have reported above. Context notes will be posted on the College Navigator website. Therefore, you should write all context notes using proper grammar (e.g., complete sentences with punctuation) and common language that can be easily understood by students and parents (e.g., spell out acronyms).

Non-applicable

Section 1: Part C, Page 1

Part C, Page 1 - Enter Information about Group 2

Reporting Reminders:

- Group 2 students are all full-time, first-time degree/certificate-seeking undergraduate students enrolled in Fall 2020.
- In the fields below, report the number of Group 2 students paying in-district, in-state, and out-of-state tuition rates. If your institution does not offer different rates, report all students as paying in-state tuition rates.

Information from Part A	Fall 2020
Group 2: Full-time, first-time degree/certificate-seeking undergraduates (This number is carried forward from Part A, Line 02)	2,158

Group 2 students:			Fall 2020		YOUR PRIOR YEAR DATA
			Number of Group 2 students	Percentage of Group 2 students	Fall 2019
01	01a	<u>paying in-district tuition rates</u>	<input type="text" value="0"/>	0	0
	01b	<u>paying in-state tuition rates</u>	<input type="text" value="1,970"/>	91	88
	01c	<u>paying out-of-state tuition rates</u>	<input type="text" value="88"/>	4	9
	01d	Unknown (calculated value) This value is calculated using the following formula: [A02-(C01a+C01b+C01c)]	100	5	3

Section 1: Part C, Page 2

Part C, Page 2 - Enter Information about Group 2

Reporting Reminders:

- Part C includes financial aid information about Group 2. Group 2 students are all full-time, first-time degree/certificate-seeking undergraduate students enrolled in Fall 2020.
- For this part, report:


For These Students	The Following Type(s) of Aid	Awarded in This Period
<ul style="list-style-type: none"> • Full-time, first-time degree/certificate-seeking undergraduate students enrolled in Fall 2020 	<ul style="list-style-type: none"> • Grant or scholarship aid from: <ul style="list-style-type: none"> ◦ federal government ◦ state/local government ◦ the institution • Loans to students from: <ul style="list-style-type: none"> ◦ the federal government ◦ other sources, including private or other loans • Do not include: <ul style="list-style-type: none"> ◦ grant or scholarship aid from private or other sources ◦ PLUS loans or loans made to anyone other than the student 	<ul style="list-style-type: none"> • Any time during academic year 2020-21 • For program reporters, this is the aid year period from July 1, 2020 through June 30, 2021.

- In the fields below, report the number of Group 2 students and the total amount of aid awarded to these students for each type of aid. Enter unduplicated student counts within a category (e.g., Pell Grants). However, a student can appear in more than one aid category.

Information from Part A	Fall 2020
Group 2: Full-time, first-time degree/certificate-seeking undergraduates (This number is carried forward from Part A, Line 02)	2,158
Group 2a: (This number is carried forward from Part A, Line 02a) <ul style="list-style-type: none"> • Of those in Group 2, those who were awarded: <ul style="list-style-type: none"> ◦ Federal Work Study ◦ Loans to students ◦ Grant or scholarship aid from the federal government, state/local government, or the institution ◦ Other sources known to the institution 	1,961
Group 2b (This number is carried forward from Part A, Line 02b) <ul style="list-style-type: none"> • Of those in Group 2, those who were awarded: <ul style="list-style-type: none"> ◦ Loans to students ◦ Grant or scholarship aid from the federal government, state/local government, or the institution 	1,757
Group 3 (This number is carried forward from Part A, Line 03) <ul style="list-style-type: none"> • Of those in Group 2, those who Paid the in-state or in-district tuition rate and were awarded: <ul style="list-style-type: none"> ◦ Grant or scholarship aid from the federal government, state/local government, or the institution 	1,395

Aid Type	YOUR PRIOR YEAR DATA	
	Fall 2020	Fall 2019

		Number of Group 2 students who were awarded aid	Percentage of Group 2 students who were awarded aid	Total amount of aid awarded to Group 2 students	Average amount of aid awarded to Group 2 students	Average amount of aid awarded to Group 2 students
01	Grants or scholarships from the federal government, state/local government, or the institution	1,572	73	11,356,148	7,224	7,212
02	<u>Federal grants</u>	1,163	54	5,463,526	4,698	5,024
02a	<u>Pell Grants</u>	955	44	4,501,338	4,713	4,869
02b	<u>Other federal grants</u>	818	38	962,188	1,176	1,394
03	<u>State/local government grants or scholarships</u> (includes fellowships/tuition waivers/exemptions)	498	23	1,261,497	2,533	2,374
04	<u>Institutional grants or scholarships</u> (includes fellowships/tuition waivers/exemptions)	1,295	60	4,631,125	3,576	3,410
05	<u>Loans to students</u>	646	30	3,447,229	5,336	5,574
05a	Federal loans	630	29	2,937,354	4,662	4,922
05b	Other loans (including private loans)	51	2	509,875	9,998	10,317

 You may use the box below to provide additional context for the data you have reported above. Context notes will be posted on the College Navigator website. Therefore, you should write all context notes using proper grammar (e.g., complete sentences with punctuation) and common language that can be easily understood by students and parents (e.g., spell out acronyms).

Non-applicable ▼

Institution: University of Nebraska at Omaha (181394)

User ID: P1813941

Section 1: Comparison Chart

Comparison Chart

Reporting Reminders:

- Based on the information reported on the previous screens for Group 1 (all undergraduates) and Group 2 (full-time, first-time degree/certificate-seeking undergraduates), this comparison chart seeks to help institutions check their reported data. Assuming that the information on Groups 1 and 2 is correct, then the calculated fields for 'All Other Undergraduates' should be the balance (Group 1 minus Group 2). If the balance does not check with your institution's calculations, please correct your reported numbers for Groups 1 and 2 before moving forward with the completion of the SFA survey component.

Note:

- Data for the 'All Other Undergraduates' will appear in the IPEDS Data Center for data users, but not in College Navigator.

		Number of students	Pell grants	Federal Student Loans
01	Group 1 (all undergraduates)	12,768		
02	Number of students who were awarded aid		4,355	4,045
03	Percentage who were awarded aid		34	32
04	Total amount of aid awarded		20,366,084	24,659,037
05	Average amount of aid awarded		4,676	6,096
06	Group 2 (Full-time, first-time undergraduates)	2,158		
07	Number of students who were awarded aid		955	630
08	Percentage who were awarded aid		44	29
09	Total amount of aid awarded		4,501,338	2,937,354
10	Average amount of aid awarded		4,713	4,662
11	All other undergraduates (Line 01 - Line 06)	10,610		
12	Number of students who were awarded aid (Line 02 - Line 07)		3,400	3,415
13	Percentage who were awarded aid (Line 12 / Line 11)		32	32
14	Total amount of aid awarded (Line 04 - Line 09)		15,864,746	21,721,683
15	Average amount of aid awarded (Line 14 / Line 12)		4,666	6,361

Institution: University of Nebraska at Omaha (181394)

User ID: P1813941

Section 1: Cost of Attendance

Cost of attendance for full-time, first-time undergraduate students

Reporting Reminders:

- Please enter the amounts requested below. These data will be made available to the public on College Navigator. If your institution participates in any Title IV programs (Pell, Stafford, etc.), you must complete all information.
- **Estimates of expenses for books and supplies, room and board, and other expenses are those from the Cost of Attendance report used by the financial aid office in determining financial need. Please talk to your financial aid office to get these numbers to ensure that you are reporting correctly.**
- **These numbers are carried forward from Institutional Characteristics and should only be changed if an error was made in the reporting.**

Charges for full academic year	2018-19	2019-20	2020-21
Published <u>tuition</u> and <u>required fees</u>:			
<u>In-district</u>			
Tuition	6,082	6,224	6,344
Required fees	1,708	1,756	1,792
Tuition + fees total	7,790	7,980	8,136
<u>In-state</u>			
Tuition	6,082	6,224	6,344
Required fees	1,708	1,756	1,792
Tuition + fees total	7,790	7,980	8,136
<u>Out-of-state</u>			
Tuition	19,056	19,488	19,926
Required fees	1,708	1,756	1,792
Tuition + fees total	20,764	21,244	21,718
<u>Books and supplies</u>			
	1,140	1,162	1,120
<u>On-campus:</u>			
<u>Room and board</u>	9,690	9,920	10,196
<u>Other expenses</u>	3,680	3,688	3,770
Room and board and other expenses	13,370	13,608	13,966
<u>Off-campus (not with family):</u>			
<u>Room and board</u>	9,582	9,920	10,196
<u>Other expenses</u>	3,680	3,688	3,770
Room and board and other expenses	13,262	13,608	13,966
<u>Off-campus (with family):</u>			
<u>Other expenses</u>	3,680	3,688	3,770

Section 1: Part D

Part D - Enter Information about Group 3

Reporting Reminders:


- Group 3 students are all full-time, first-time degree/certificate-seeking undergraduate students enrolled in Fall 2020 who paid the in-state or in-district tuition rate and who were awarded grant or scholarship aid from the following sources: the federal government, state/local government, or the institution. The information you report in this part will be used in Part F to calculate average institutional net price.
- For this part, report:

For These Students	The Following Type(s) of Aid	Awarded in This Period
<ul style="list-style-type: none"> Full-time, first-time degree/certificate-seeking undergraduate students enrolled in Fall 2020 who paid the in-state or in-district tuition rate and who were awarded grant or scholarship aid from the following sources: the federal government, state/local government, or the institution Do not include students who were awarded only grant or scholarship aid from private or other sources, or students who were awarded only non-grant aid 	<ul style="list-style-type: none"> Grant or scholarship aid from: <ul style="list-style-type: none"> federal government state/local government the institution Do not include grant or scholarship aid from private or other sources 	<ul style="list-style-type: none"> Any time during academic year 2020-21

- In the fields below, report the number of Group 3 students with each type of living arrangement and the total amount of grant or scholarship aid from the federal government, state/local government, or the institution awarded to these students.

Information from Part A:		YOUR PRIOR YEAR DATA 2018-2019	YOUR PRIOR YEAR DATA 2019-2020	2020-2021
Group 3 Full-time, first-time degree/certificate-seeking undergraduate students who paid the in-state or in-district tuition rate and who were awarded grant or scholarship aid from the following sources: the federal government, state/local government, or the institution (This number is carried forward from Part A, Line 03)		1,252	1,290	1,395
01	Report the number of Group 3 students with the following living arrangements:	YOUR PRIOR YEAR DATA	YOUR PRIOR YEAR DATA	
		2018-19	2019-20	2020-21
01a	<u>On-campus</u>	809	735	751
01b	<u>Off-campus (with family).</u>	295	338	435
01c	<u>Off-campus (not with family).</u>	94	77 <input checked="" type="checkbox"/>	135
01d	Unknown (calculated) This value is calculated using the following formula: [A03-(D01a+D01b+D01c)]	54	140	74
02	Report the total amount of grant or scholarship aid from the federal government, state/local government, or the institution awarded to Group 3 students	8,771,870	8,410,856	9,867,993

03	Average grant or scholarship aid from the federal government, state/local government, or the institution awarded to Group 3 students (calculated value). This value is calculated using the following formula: [D02/A03]	7,006	6,520	7,074
----	--	-------	-------	-------

 The notes below provide context for the data you've reported above and **may** be posted on the College Navigator website. Choose one option that best explains your data or choose "Non-applicable" if you do not wish to provide context notes. If none of the options provided explain your institution's data, then choose "Other" and write your own context notes. Therefore, you should write all context notes using proper grammar (e.g., complete sentences with punctuation) and common language that can be easily understood by students and parents (e.g., spell out acronyms).

Non-applicable 

Section 1: Part E

Part E – Enter Information about Group 4

Reporting Reminders:

- Part E includes financial aid information about Group 4. undergraduate students enrolled in Fall 2020 who paid the in-state or in-district tuition rate and who were awarded any Title IV federal student aid, including federal grants or federal student loans. The information you report in this part will be used in Part G to calculate average institutional net price by income level.
- For this part, report:

For These Students	The Following Type(s) of Aid	Awarded in This Period
<ul style="list-style-type: none"> Full-time, first-time degree/certificate-seeking undergraduate students enrolled in Fall 2020 who paid the in-state or in-district tuition rate and who were awarded any Title IV federal student aid 	<ul style="list-style-type: none"> Grant or scholarship aid from: <ul style="list-style-type: none"> federal government state/local government the institution Do not include: <ul style="list-style-type: none"> grant or scholarship aid from private or other sources loan amounts Federal Work Study amounts 	<ul style="list-style-type: none"> Any time during academic year 2020-21

- In the fields below, report the number of Group 4 students with each type of living arrangement and the total amount of grant or scholarship aid from the federal government, state/local government, or the institution awarded to these students by income level.


Information from Part A:		2018-19	2019-20	2020-21
Group 4 Full-time, first-time degree/certificate-seeking undergraduate students who paid the in-state or in-district tuition rate and who were awarded any Title IV federal student aid (This number is carried forward from Part A, Line 04)		1,231	1,186	1,241
01	Report the number of Group 4 students with the following living arrangements:	YOUR PRIOR YEAR DATA	YOUR PRIOR YEAR DATA	
		2018-19	2019-20	2020-21
01a	<u>On-campus</u>	830	748	696
01b	<u>Off-campus (with family)</u>	303	353	412
01c	<u>Off-campus (not with family)</u>	98	85 <input checked="" type="checkbox"/>	132
01d	Unknown (calculated) This value is calculated using the formula: [A04-(E01a+E01b+E01c)]	0	0	1

	Number of students who were awarded any Title IV aid (Group 4)	Of those in Column 1, the number who were awarded any grant or scholarship aid from the following sources: the federal government, state/local government, or the institution	Of those in Column 1, the total amount of grant or scholarship aid awarded from the following sources: the federal government, state/local government, or the institution	i Average amount of federal, state/local, and institutional grant or scholarship aid awarded to Group 4 students
2018-19				

		Col. 1	Col. 2	Col. 3	Col. 4	
02	Income level					
	02a	\$0-30,000	335	334	3,154,243	9,416
	02b	\$30,001-48,000	240	238	2,027,118	8,446
	02c	\$48,001-75,000	253	212	1,536,477	6,073
	02d	\$75,001-110,000	194	55	486,251	2,506
	02e	\$110,001 and more	209	3	17,245	83
	02f	Total all income levels	1,231	842	7,221,334	5,866

2019-20						
		Col. 1	Col. 2	Col. 3	Col. 4	
03	Income level					
	03a	\$0-30,000	297	297	2,738,183	9,219
	03b	\$30,001-48,000	235	234	1,998,119	8,503
	03c	\$48,001-75,000	250	239	1,555,855	6,223
	03d	\$75,001-110,000	176	99	382,361	2,173
	03e	\$110,001 and more	228	76	302,924	1,329
	03f	Total all income levels	1,186	945	6,977,442	5,883

2020-21						
		Col. 1	Col. 2	Col. 3	Col. 4	
04	Income level					
	04a	\$0-30,000	387	387	3,404,576	8,797
	04b	\$30,001-48,000	267	267	2,225,629	8,336
	04c	\$48,001-75,000	241	237	1,571,837	6,522
	04d	\$75,001-110,000	133	94	372,117	2,798
	04e	\$110,001 and more	213	79	346,354	1,626
	04f	Total all income levels	1,241	1,064	7,920,513	6,382

 The notes below provide context for the data you've reported above and **may** be posted on the College Navigator website. Choose one option that best explains your data or choose "Non-applicable" if you do not wish to provide context notes. If none of the options provided explain your institution's data, then choose "Other" and write your own context notes. Therefore, you should write all context notes using proper grammar (e.g., complete sentences with punctuation) and common language that can be easily understood by students and parents (e.g., spell out acronyms).

Non-applicable

Institution: University of Nebraska at Omaha (181394)

User ID: P1813941

Section 1: Part F


Part F – Net Price Calculation for Group 3

Note:

- The following net price calculation is based on information that your institution reported in the Institutional Characteristics component and the Student Financial Aid component. For more information about the data your institution reported in the Institutional Characteristics component, please contact your institution's IPEDS Keyholder.

Components of cost of attendance		YOUR PRIOR YEAR DATA	YOUR PRIOR YEAR DATA	2020-21
		2018-19	2019-20	
01	Published <u>tuition</u> and <u>required fees</u> (lower of in-district or in-state)	7,790	7,980	8,136
02	<u>Books and supplies</u>	1,140	1,162	1,120
03	<u>Room and board</u> and <u>other expenses</u> by living arrangement			
	03a <u>On-campus</u>	13,370	13,608	13,966
	03b <u>Off-campus (with family)</u>	3,680	3,688	3,770
	03c <u>Off-campus (not with family)</u>	13,262	13,608	13,966
04	Number of Group 3 students by living arrangement			
	04a <u>On-campus</u>	809	735	751
	04b <u>Off-campus (with family)</u>	295	338	435
	04c <u>Off-campus (not with family)</u>	94	77	135
	04d Unknown	54	140	74
05	Weighted average for room and board and other expenses by living arrangement (excluding unknown values) See instructions for the formula for this calculation	10,975	10,692	10,608
06	Total cost of attendance This value is calculated using the following formula: [F01+F02+F05]	19,905	19,834	19,864
07	Average amount of grant or scholarship aid awarded to Group 3 students from the following sources: the federal government, state/local government, and the institution	7,006	6,520	7,074
08	Average institutional <u>net price</u> for Group 3 students This value is calculated using the following formula: [F06-F07]	12,899	13,314	12,790

As required by the *Higher Education Act, as amended (2008)*, these amounts will be posted on the U.S. Department of Education's College Navigator website and used in the U.S. Department of Education's College Affordability and Transparency Lists.

 The notes below provide context for the data you've reported above and **may** be posted on the College Navigator website. Choose one option that best explains your data or choose "Non-applicable" if you do not wish to provide context notes. If none of the options provided explain your institution's data, then choose "Other" and write your own context notes. Therefore, you should write all context notes using proper grammar (e.g., complete sentences with punctuation) and common language that can be easily understood by students and parents (e.g., spell out acronyms).



Institution: University of Nebraska at Omaha (181394)

User ID: P1813941

Section 1: Part G

Part G – Net Price Calculation for Group 4


Note:

- The following net price calculation is based on information that your institution reported in the Institutional Characteristics component and the Student Financial Aid component. For more information about the data your institution reported in the Institutional Characteristics component, please contact your institution's IPEDS Keyholder.

Components of cost of attendance		YOUR PRIOR YEAR DATA	YOUR PRIOR YEAR DATA	2020-21
		2018-19	2019-20	
01	Published <u>tuition</u> and <u>required fees</u> (lower of in-district or in-state)	7,790	7,980	8,136
02	<u>Books and supplies</u>	1,140	1,162	1,120
03	<u>Room</u> and <u>board</u> and <u>other expenses</u> by living arrangement			
	03a <u>On-campus</u>	13,370	13,608	13,966
	03b <u>Off-campus (with family)</u>	3,680	3,688	3,770
	03c <u>Off-campus (not with family)</u>	13,262	13,608	13,966
04	Number of Group 4 students by living arrangement			
	04a <u>On-campus</u>	830	748	696
	04b <u>Off-campus (with family)</u>	303	353	412
	04c <u>Off-campus (not with family)</u>	98	85	132
	04d Unknown	0	0	1
05	Weighted average for room and board and other expenses by living arrangement (excluding unknown values) See instructions for the formula for this calculation	10,976	10,655	10,578
06	Total cost of attendance by income level This value is calculated using the following formula: [G01+G02+G05]	19,906	19,797	19,834
07	Average amount of grant or scholarship aid awarded to Group 4 students from the following sources: the federal government, state/local government, and the institution	5,866	5,883	6,382
	07a \$0-30,000	9,416	9,219	8,797
	07b \$30,001-48,000	8,446	8,503	8,336
	07c \$48,001-75,000	6,073	6,223	6,522
	07d \$75,001-110,000	2,506	2,173	2,798
	07e \$110,001 and more	83	1,329	1,626
08	Average institutional <u>net price</u> for Group 4 students This value is calculated using the following formula: [G06-G07]			
	08a \$0-30,000	10,490	10,578	11,037
	08b \$30,001-48,000	11,460	11,294	11,498
	08c \$48,001-75,000	13,833	13,574	13,312
	08d \$75,001-110,000	17,400	17,624	17,036

	08e	\$110,001 and more	19,823	18,468	18,208
--	-----	--------------------	--------	--------	--------

As required by the *Higher Education Act, as amended (2008)*, these amounts will be posted on the U.S. Department of Education's College Navigator website.

 The notes below provide context for the data you've reported above and **may** be posted on the College Navigator website. Choose one option that best explains your data or choose "Non-applicable" if you do not wish to provide context notes. If none of the options provided explain your institution's data, then choose "Other" and write your own context notes. Therefore, you should write all context notes using proper grammar (e.g., complete sentences with punctuation) and common language that can be easily understood by students and parents (e.g., spell out acronyms).

Non-applicable 

Institution: University of Nebraska at Omaha (181394)

User ID: P1813941

Section 2: Military Servicemembers and Veteran's Benefits - Undergraduate and Graduate

Section 2: Military Servicemembers and Veteran's Benefits

Important Note:

- Report for **Post-9/11 GI Bill Benefits**: July 1, 2020 - June 30, 2021.
- Report for **Department of Defense Tuition Assistance Program**: October 1, 2020 - September 30, 2021

Reporting Reminders:

- Report the total number of student recipients and the total dollar amounts for each program.
- Student recipients can also include eligible dependents.
- Consult with your campus certifying official, who may not be in the student financial aid office.
- For Post-9/11 GI Bill Benefits, do not include the matching institutional aid provided through the Yellow Ribbon Program if your school participated.
- Information reported to IPEDS is only what is known to the institution.
- Enter zero (0) if your institution did not have beneficiaries for that student level or program. Please do not leave a cell blank.

Type of benefit/assistance	Number of students receiving benefits/assistance	Total dollar amount of benefits/assistance disbursed through the institution	Average dollar amount of benefits/assistance disbursed through the institution	YOUR PRIOR YEAR DATA
				Average dollar amount of benefits/assistance disbursed through the institution
<u>Post-9/11 GI Bill Benefits</u>				
Undergraduate students	438	2,855,516	6,519	6,247
Graduate students	41	191,985	<input checked="" type="checkbox"/> 4,683	7,097
Total	479	3,047,501	6,362	6,304

<u>Department of Defense Tuition Assistance Program</u>				
Undergraduate students	198	509,577	2,574	2,574
Graduate students	18	36,500	2,028	1,828
Total	216	546,077	2,528	2,508

Institution: University of Nebraska at Omaha (181394)

User ID: P1813941

Prepared by

Prepared by

Reporting Reminders:

- The name of the preparer is being collected so that we can follow up with the appropriate person in the event that there are questions concerning the data.
- The Keyholder will be copied on all email correspondence to other preparers.
- The time it took to prepare this component is being collected so that we can continue to improve our estimate of the reporting burden associated with IPEDS.
- Please include in your estimate the time it took for you to review instructions, query and search data sources, complete and review the component, and submit the data through the Data Collection System.
- Thank you for your assistance.

This survey component was prepared by:

<input type="radio"/>	Keyholder	<input checked="" type="radio"/>	SFA Contact	<input type="radio"/>	HR Contact
<input type="radio"/>	Finance Contact	<input type="radio"/>	Academic Library Contact	<input type="radio"/>	Other

Name:

Email:

How many staff from your institution only were involved in the data collection and reporting process of this survey component?

Number of Staff (including yourself)

How many hours did you and others from your institution only spend on each of the steps below when responding to this survey component?
Exclude the hours spent collecting data for state and other reporting purposes.

Staff member	Collecting Data Needed	Revising Data to Match IPEDS Requirements	Entering Data	Revising and Locking Data
Your office	<input type="text" value="6.00"/> hours	<input type="text" value="6.00"/> hours	<input type="text" value="6.00"/> hours	<input type="text" value="2.00"/> hours
Other offices	<input type="text" value="2.00"/> hours	<input type="text" value="2.00"/> hours	<input type="text" value="0.00"/> hours	<input type="text" value="2.00"/> hours

Institution: University of Nebraska at Omaha (181394)

User ID: P1813941

Summary

IPEDS Student Financial Aid (SFA) Survey Summary

IPEDS collects important information regarding your institution. All data reported in IPEDS survey components become available in the IPEDS Data Center and appear as aggregated data in various Department of Education reports. Additionally, some of the reported data appears specifically for your institution through the College Navigator website and is included in your institution's Data Feedback Report (DFR). The purpose of this summary is to provide you an opportunity to view some of the data that, when accepted through the IPEDS quality control process, will appear on the College Navigator website and/or your DFR. College Navigator is updated approximately three months after the data collection period closes and Data Feedback Reports will be available through the [Data Center](#) and sent to your institution's CEO in November 2021.

Please review your data for accuracy. If you have questions about the data displayed below after reviewing the data reported on the survey screens, please contact the IPEDS Help Desk at: 1-877-225-2568 or ipedshelp@rti.org.

Total grant aid awarded to all undergraduate students		\$84,170,835
Number of undergraduate students who were awarded a Pell Grant		4,355
Percentage of FTFT students who were awarded any financial aid		91%
	Percentage of FTFT students who were awarded grant aid by type	Average amount of grant aid awarded by type
Total	73%	\$7,224
Federal Government	54%	\$4,698
Pell	44%	\$4,713
Other Federal	38%	\$1,176
State/Local Government	23%	\$2,533
Institutional	60%	\$3,576
	Percentage of FTFT students who were awarded and accepted loans by type	Average amount of loans awarded and accepted by type
Total	30%	\$5,336
Federal	29%	\$4,662
Non-federal	2%	\$9,998
Average net price for FTFT students who were awarded grant aid		\$12,790
Average net price for FTFT students who were awarded Title IV federal student aid		
\$0 – 30,000		\$11,037
\$30,001 – 48,000		\$11,498
\$48,001 – 75,000		\$13,312
\$75,001 – 110,000		\$17,036
\$110,001 and more		\$18,208

Military Service members and Veteran's Benefits		
	Number of students receiving benefits/assistance	Total dollar amount of benefits/assistance awarded through the institution
Post-9/11 GI Bill Benefits		
Undergraduate students	438	\$2,855,516
Graduate students	41	\$191,985
Total	479	\$3,047,501
Department of Defense Tuition Assistance Program		

	Undergraduate students	198	\$509,577
	Graduate students	18	\$36,500
	Total	216	\$546,077

Institution: University of Nebraska at Omaha (181394)

User ID: P1813941

Edit Report

Student Financial Aid

Source	Description	Severity	Resolved	Options
Screen: Part D - Enter Information about Group 3				
Screen Entry	The number entered is outside the expected range of between 54 and 100 when compared with the prior year value. Please correct your data or explain. (Error #7169)	Explanation	Yes	
Reason	We have reviewed our data and the number entered is correct.			
Screen: Part E - Enter Information about Group 4				
Screen Entry	The number entered is outside the expected range of between 60 and 110 when compared with the prior year value. Please correct your data or explain. (Error #7169)	Explanation	Yes	
Reason	We have reviewed the data and the number entered is correct.			
Screen: Military Servicemembers and Veteran's Benefits				
Screen Entry	This value is out of range compared to the prior year amount. Please correct your data or explain. (Error #7265)	Explanation	Yes	
Reason	We have checked our data and the number entered is correct.			