


2021

Graduation Rates 2021-2022

Systems Intelligence and Data Analytics, University of Nebraska at Omaha

Follow this and additional works at: <https://digitalcommons.unomaha.edu/ipedsgraduationrate>

 Part of the [Educational Assessment, Evaluation, and Research Commons](#), and the [Higher Education Commons](#)

Please take our feedback survey at: https://unomaha.az1.qualtrics.com/jfe/form/SV_8cchtFmpDyGfBLE

Recommended Citation

Systems Intelligence and Data Analytics, University of Nebraska at Omaha, "Graduation Rates 2021-2022" (2021). *IPEDS Graduation Rate*. 23.
<https://digitalcommons.unomaha.edu/ipedsgraduationrate/23>

This Report is brought to you for free and open access by the Integrated Postsecondary Education Data System at DigitalCommons@UNO. It has been accepted for inclusion in IPEDS Graduation Rate by an authorized administrator of DigitalCommons@UNO. For more information, please contact unodigitalcommons@unomaha.edu.

IPEDS 2021-22 Data Collection System

IPEDS HELP DESK (877) 225-2568 | ipedshelp@rti.org

OMB NO. 1850-0582 v.29 : Approval Expires 8/31/2022

User ID: P1813941

Graduation Rates 2021-22

Institution: University of Nebraska at Omaha (181394)


User ID: P1813941

Overview

Graduation Rates Overview

Welcome to the IPEDS Graduation Rates (GR) survey component. The GR component collects data on the cohort of full-time, first-time degree/certificate-seeking undergraduate students and tracks their completion status at 150% of the normal time to complete all requirements of their program of study. This information is collected to assist institutions in complying with the requirements of the Student Right-to-Know Act.

Data Reporting Reminders

- Report data to accurately reflect the time period corresponding with the IPEDS survey component, even if such reporting is seemingly inconsistent with prior-year reporting. For example, if a summer term began later than usual due to Coronavirus Pandemic postponements, continue to report using the timeframes as defined in the IPEDS instructions. NCES expects that some data reported during the 2021-22 data collection year will vary from established prior trends due to the impacts of Coronavirus Pandemic. If an error edit is triggered even when submitting accurate data, please indicate in the corresponding context box or verbally to the Help Desk that the seemingly inconsistent data are accurate and reflect the effects of Coronavirus Pandemic.
 - Once a student is in the cohort, they remain in the cohort, even if their status changes to part-time or they drop out or transfer out of the institution. However, adjustments can be made to the cohort for allowable exclusions, which include the death of a student, permanent disability, military deployment, or service on an official church mission or with a foreign aid service of the Federal government.
- 
- When reporting award levels for sub-baccalaureate certificates, determine program length by the number of credit or clock hours, NOT the academic year length in parentheses. The academic year length is meant only to provide context.

Changes to reporting for 2021-22:

There are no changes to this survey component.

Resources:

- The survey materials package for this component can be downloaded using the following link: [Survey Materials](#)
- To access your prior year data submission for this component: [Reported Data](#)

If you have questions about completing this survey, please contact the **IPEDS Help Desk at 1-877-225-2568**.

Institution: University of Nebraska at Omaha (181394)

User ID: P1813941

Section I - Establishing cohorts

Establishing cohorts

Based on your institution's response to the predominant calendar system question (B3) on the Institutional Characteristics Header survey component from the IPEDS Fall 2021 data collection,

your institution must report graduation rates data using a :

Fall Cohort

A fall cohort is used by institutions with standard academic terms (semester, trimester, quarter, 4-1-4). A full-year cohort is used by institutions offering primarily occupational/vocational programs and operating on a continuous basis.

Reporting Reminder:

- Report Hispanic/Latino individuals of any race as Hispanic/Latino
- Report race for non-Hispanic/Latino individuals only

NOTE: Reporting using the new race/ethnicity categories is now mandatory. On this screen you will need to revise your preloaded 2015 cohort of full-time, first-time degree/certificate-seeking undergraduate students to the new race/ethnicity categories (if applicable). For information and assistance with this, please visit the [IPEDS Race/Ethnicity Information Center](#).

Men

Screen 1 of 2	Cohort year 2015	
	<u>Initial cohort</u>	<u>Revised cohort</u>
		(Column 01)
<u>Nonresident alien</u>	44	<input type="text" value="44"/>
<u>Hispanic/Latino</u>	134	<input type="text" value="134"/>
<u>American Indian or Alaska Native</u>	3	<input type="text" value="3"/>
<u>Asian</u>	22	<input type="text" value="22"/>
<u>Black or African American</u>	46	<input type="text" value="46"/>
<u>Native Hawaiian or Other Pacific Islander</u>	2	<input type="text" value="2"/>
<u>White</u>	548	<input type="text" value="548"/>
Two or more races	36	<input type="text" value="36"/>
<u>Race and ethnicity unknown</u>	14	<input type="text" value="14"/>
Total men	849	849

Women

Screen 1 of 2	Cohort year 2015	
	<u>Initial cohort</u>	<u>Revised cohort</u>
		(Column 01)
<u>Nonresident alien</u>	26	<input type="text" value="26"/>
<u>Hispanic/Latino</u>	171	<input type="text" value="171"/>
<u>American Indian or Alaska Native</u>	2	<input type="text" value="2"/>
<u>Asian</u>	52	<input type="text" value="52"/>
<u>Black or African American</u>	71	<input type="text" value="71"/>
<u>Native Hawaiian or Other Pacific Islander</u>	2	<input type="text" value="2"/>
<u>White</u>	701	<input type="text" value="701"/>

Two or more races	51	<div>51</div>
<u>Race and ethnicity unknown</u>	20	<div>20</div>
Total women	1,096	1,096
Total men + women	1,945	1,945

Institution: University of Nebraska at Omaha (181394)

User ID: P1813941

Section I - Establishing cohorts

- Incoming students seeking a bachelor's degree should be reported in Column 02. Column 03 will then be generated for you. Column 03 is meant to include any full-time, first-time entering students who were seeking a degree or certificate other than a bachelor's degree, such as an associate's degree or undergraduate certificate.
- If you have no changes to the preloaded data on this screen, click the "Save and Next" button to generate additional screens for reporting completers and transfers/exclusions.

Establishing cohorts

- Report Hispanic/Latino individuals of any race as Hispanic/Latino
- Report race for non-Hispanic/Latino individuals only

Men

Screen 2 of 2	Cohort year 2015		
	Cohort	<u>Bachelor's or equivalent degree-seeking subcohort</u>	<u>Other degree/certificate-seeking subcohort</u> (Cohort minus Bachelor's or equivalent degree-seeking subcohort)
	(Column 01)	(Column 02)	(Column 03)
<u>Nonresident alien</u>	44	43	1
<u>Hispanic/Latino</u>	134	110	24
<u>American Indian or Alaska Native</u>	3	2	1
<u>Asian</u>	22	15	7
<u>Black or African American</u>	46	41	5
<u>Native Hawaiian or Other Pacific Islander</u>	2	2	0
<u>White</u>	548	481	67
Two or more races	36	28	8
<u>Race and ethnicity unknown</u>	14	13	1
Total men	849	735	114

Women

Screen 2 of 2	Cohort year 2015		
	Cohort	<u>Bachelor's or equivalent degree-seeking subcohort</u>	<u>Other degree/certificate-seeking subcohort</u> (Cohort minus Bachelor's or equivalent degree-seeking subcohort)
	(Column 01)	(Column 02)	(Column 03)
<u>Nonresident alien</u>	26	22	4
<u>Hispanic/Latino</u>	171	115	56
<u>American Indian or Alaska Native</u>	2	2	0
<u>Asian</u>	52	30	22
<u>Black or African American</u>	71	50	21

<u>Native Hawaiian or Other Pacific Islander</u>	2	<div>1</div>	1
<u>White</u>	701	<div>501</div>	200
Two or more races	51	<div>38</div>	13
<u>Race and ethnicity unknown</u>	20	<div>16</div>	4
Total women	1,096	775	321
Total men + women	1,945	1,510	435

Institution: University of Nebraska at Omaha (181394)

User ID: P1813941

Section II - Bachelor's or equivalent degree-seeking subcohort - Completers within 150%

- In the columns below, report the status of the bachelor's degree-seeking subcohort of students listed in Column 10.
- Of the students in Column 10, those who attained a degree or certificate OTHER THAN A BACHELOR'S DEGREE within 150% of the normal time to complete the program as of August 31, 2021 should be reported in either Column 11 or 12, depending on the length of the program completed.
- Of the students in Column 10, those who attained a bachelor's degree or equivalent within 150% of normal time should be reported in Column 18.

Subcohort of full-time, first-time students seeking a bachelor's or equivalent degree

- Report Hispanic/Latino individuals of any race as Hispanic/Latino
- Report race for non-Hispanic/Latino individuals only

Men

Screen 1 of 4	Cohort year 2015				
	<u>Bachelor's or equivalent degree-seeking subcohort</u>	Subcohort students who completed their program within 150% of <u>normal time to completion</u>			Total completers within 150%
		Completers of programs of less than 2 academic yrs (or equivalent)	Completers of programs of at least 2 but less than 4 academic yrs (or equivalent)	Completers of bachelor's or equivalent degrees	
	(Column 10)	(Column 11)	(Column 12)	(Column 18)	(Column 29)
<u>Nonresident alien</u>	43	<input type="text"/>	<input type="text"/>	<input type="text" value="34"/>	34
<u>Hispanic/Latino</u>	110	<input type="text"/>	<input type="text"/>	<input type="text" value="37"/>	37
<u>American Indian or Alaska Native</u>	2	<input type="text"/>	<input type="text"/>	<input type="text" value="0"/>	0
<u>Asian</u>	15	<input type="text"/>	<input type="text"/>	<input type="text" value="9"/>	9
<u>Black or African American</u>	41	<input type="text"/>	<input type="text"/>	<input type="text" value="13"/>	13
<u>Native Hawaiian or Other Pacific Islander</u>	2	<input type="text"/>	<input type="text"/>	<input type="text" value="2"/>	2
<u>White</u>	481	<input type="text"/>	<input type="text"/>	<input type="text" value="239"/>	239
Two or more races	28	<input type="text"/>	<input type="text"/>	<input type="text" value="12"/>	12
<u>Race and ethnicity unknown</u>	13	<input type="text"/>	<input type="text"/>	<input type="text" value="4"/>	4
Total men	735	0	0	350	350

Women

Screen 1 of 4	Cohort year 2015			
	<u>Bachelor's or equivalent degree-seeking subcohort</u>	Subcohort students who completed their program within 150% of <u>normal time to completion</u>		Total completers within 150%

		① Completers of programs of less than 2 academic yrs (or equivalent)	① Completers of programs of at least 2 but less than 4 academic yrs (or equivalent)	Completers of bachelor's or equivalent degrees	
	(Column 10)	(Column 11)	(Column 12)	(Column 18)	(Column 29)
<u>Nonresident alien</u>	22	<input type="text"/>	<input type="text"/>	<input type="text" value="20"/>	20
<u>Hispanic/Latino</u>	115	<input type="text"/>	<input type="text"/>	<input type="text" value="54"/>	54
<u>American Indian or Alaska Native</u>	2	<input type="text"/>	<input type="text"/>	<input type="text" value="1"/>	1
<u>Asian</u>	30	<input type="text"/>	<input type="text"/>	<input type="text" value="19"/>	19
<u>Black or African American</u>	50	<input type="text"/>	<input type="text"/>	<input type="text" value="20"/>	20
<u>Native Hawaiian or Other Pacific Islander</u>	1	<input type="text"/>	<input type="text"/>	<input type="text" value="1"/>	1
<u>White</u>	501	<input type="text"/>	<input type="text"/>	<input type="text" value="289"/>	289
Two or more races	38	<input type="text"/>	<input type="text"/>	<input type="text" value="23"/>	23
<u>Race and ethnicity unknown</u>	16	<input type="text"/>	<input type="text"/>	<input type="text" value="9"/>	9
Total women	775	0	0	436	436
Total men + women	1,510	0	0	786	786

Institution: University of Nebraska at Omaha (181394)

User ID: P1813941

Section II - Bachelor's completers by length of time to degree

Those students in the bachelor's or equivalent degree-seeking subcohort who attained a bachelor's degree or equivalent within 150% of normal time to completion, as reported on the previous screen, are listed in Column 18. In Column 19, report the number of these students who earned a bachelor's degree in 4 years. In Column 20, report the number of these students who earned a bachelor's degree in 5 years. Column 21 will be calculated for you.

Subcohort of full-time, first-time students seeking a bachelor's or equivalent degree

- Report Hispanic/Latino individuals of any race as Hispanic/Latino
- Report race for non-Hispanic/Latino individuals only

Men

Screen 2 of 4	Cohort year 2015				
	<u>Bachelor's or equivalent degree-seeking subcohort</u>	Completed bachelor's degree or equivalent within 150%	Subcohort students who attained a <u>bachelor's degree</u> or equivalent		
			Completed the program in 4 yrs or less	Completed the program in 5 yrs	Completed the program in 6 yrs
	(Column 10)	(Column 18)	(Column 19)	(Column 20)	(Column 21)
<u>Nonresident alien</u>	43	34	19	12	3
<u>Hispanic/Latino</u>	110	37	8	23	6
<u>American Indian or Alaska Native</u>	2	0	0	0	0
<u>Asian</u>	15	9	2	6	1
<u>Black or African American</u>	41	13	4	2	7
<u>Native Hawaiian or Other Pacific Islander</u>	2	2	2	0	0
<u>White</u>	481	239	103	101	35
Two or more races	28	12	8	3	1
<u>Race and ethnicity unknown</u>	13	4	2	1	1
Total men	735	350	148	148	54

Women

Screen 2 of 4	Cohort year 2015				
	<u>Bachelor's or equivalent degree-seeking subcohort</u>	Completed bachelor's degree or equivalent within 150%	Subcohort students who attained a <u>bachelor's degree</u> or equivalent		
			Completed the program in 4 yrs or less	Completed the program in 5 yrs	Completed the program in 6 yrs
	(Column 10)	(Column 18)	(Column 19)	(Column 20)	(Column 21)
<u>Nonresident alien</u>	22	20	6	12	2
<u>Hispanic/Latino</u>	115	54	13	34	7
<u>American Indian or Alaska Native</u>	2	1	0	1	0
<u>Asian</u>	30	19	8	10	1

<u>Black or African American</u>	50	20	<input type="text" value="5"/>	<input type="text" value="14"/>	1
<u>Native Hawaiian or Other Pacific Islander</u>	1	1	<input type="text"/>	<input type="text"/>	1
<u>White</u>	501	289	<input type="text" value="178"/>	<input type="text" value="83"/>	28
Two or more races	38	23	<input type="text" value="10"/>	<input type="text" value="10"/>	3
<u>Race and ethnicity unknown</u>	16	9	<input type="text" value="4"/>	<input type="text" value="4"/>	1
Total women	775	436	224	168	44
Total men + women	1,510	786	372	316	98

Institution: University of Nebraska at Omaha (181394)

User ID: P1813941

Section II - Bachelor's or equivalent degree-seeking subcohort - Transfers/exclusions

- In the columns below, report the status of those students in the BACHELOR'S OR EQUIVALENT DEGREE-SEEKING SUBCOHORT listed in Column 10 who did not complete a program within 150% of normal time to completion.
- Report transfers-out who did not complete a program in Column 30. If the mission of your institution includes providing substantial preparation for students to enroll in another eligible institution WITHOUT having completed a program, you must report transfer-out data in Column 30. A school is required to report only on those students that the school knows have transferred to another eligible institution. A school must document that the student actually transferred. If it is not part of your mission, you may report transfer-out data if you wish.
- Report eligible exclusions from the subcohort in Column 45. The ONLY allowable categories for this column are:
Students who died or became permanently disabled
Students who left school to serve in the armed forces (or have been called up to active duty)
Students who left school to serve with a foreign aid service of the Federal Government
Students who left school to serve on an official church mission
- Column 52 [No longer enrolled] will be calculated for you. This includes students who have dropped out as well as those who completed in greater than 150% of normal time.
- If you do not have any values to report in either Column 30, 45, or 51, you must enter at least one zero in a field on this screen to continue.

Subcohort of full-time, first-time students seeking a bachelor's or equivalent degree

- Report Hispanic/Latino individuals of any race as Hispanic/Latino
- Report race for non-Hispanic/Latino individuals only

Men

Screen 3 of 4	Cohort year 2015					
	<u>Bachelor's or equivalent degree-seeking subcohort</u>	<u>Total completers within 150%</u>	<u>Total transfer-out students</u>	<u>Total exclusions</u>	<u>Still enrolled</u>	<u>No longer enrolled</u>
	(Column 10)	(Column 29)	(Column 30)	(Column 45)	(Column 51)	(Column 52)
<u>Nonresident alien</u>	43	34	3		3	3
<u>Hispanic/Latino</u>	110	37	59		9	5
<u>American Indian or Alaska Native</u>	2	0	1		1	0
<u>Asian</u>	15	9	2		3	1
<u>Black or African American</u>	41	13	22		2	4
<u>Native Hawaiian or Other Pacific Islander</u>	2	2	0			0
<u>White</u>	481	239	164		17	61
Two or more races	28	12	10		1	5
<u>Race and ethnicity unknown</u>	13	4	8		0	1
Total men	735	350	269	0	36	80

Women

Screen 3 of 4	Cohort year 2015
---------------	------------------

	<u>Bachelor's or equivalent degree-seeking subcohort</u>	<u>Total completers within 150%</u>	<u>Total transfer-out students</u>	<u>Total exclusions</u>	<u>Still enrolled</u>	<u>No longer enrolled</u>
	(Column 10)	(Column 29)	(Column 30)	(Column 45)	(Column 51)	(Column 52)
<u>Nonresident alien</u>	22	20	2		0	0
<u>Hispanic/Latino</u>	115	54	44		7	10
<u>American Indian or Alaska Native</u>	2	1	1		0	0
<u>Asian</u>	30	19	9		2	0
<u>Black or African American</u>	50	20	24		2	4
<u>Native Hawaiian or Other Pacific Islander</u>	1	1	0		0	0
<u>White</u>	501	289	127		24	61
Two or more races	38	23	11		1	3
<u>Race and ethnicity unknown</u>	16	9	5		1	1
Total women	775	436	223	0	37	79
Total men + women	1,510	786	492	0	73	159

Institution: University of Nebraska at Omaha (181394)

User ID: P1813941

Section II - Bachelor's or equivalent degree-seeking cohort - Pell recipients and a recipients of a subsidized Direct Loan who did not receive a Pell Grant

For each subcohort, report the number of students in the cohort, total exclusions for the cohort, the number of students that completed a bachelor's or equivalent degree within 150% of normal time to completion, and the total completers within 150%.

- Recipients of a Pell Grant and Recipients of a Direct Subsidized Loan that did not receive a Pell Grant are **mutually exclusive**, that is, if a student is in one cohort, they cannot be in the other cohort.
- The total of these 2 subcohorts must be less than the Bachelor's or equivalent degree-seeking cohort

Subcohort of full-time, first-time students seeking a bachelor's or equivalent degree

Screen 4 of 4		<u>Cohort</u> year 2015			
		Number of students in cohort	Total <u>exclusions</u>	<u>Completed bachelor's degree or equivalent within 150%</u>	Total <u>completers within 150%</u>
		(Column 10)	(Column 45)	(Column 18)	(Column 29)
<u>Bachelor's or equivalent degree-seeking cohort</u>		1,510	0	786	786
	Recipients of a Pell Grant (within entering year)	<input type="text" value="525"/>	<input type="text"/>	<input type="text" value="218"/>	<input type="text" value="218"/>
	Recipients of a Direct Subsidized Loan (within entering year) that did not receive a Pell Grant	<input type="text" value="170"/>	<input type="text"/>	<input type="text" value="87"/>	<input type="text" value="87"/>
	Did not receive either a Pell Grant or Direct Subsidized Loan (within entering year)	815	0	481	481

Institution: University of Nebraska at Omaha (181394)

User ID: P1813941

Section III - Other degree/certificate-seeking subcohort - Completers within 150%

- In the columns below, report the status of the subcohort of students seeking other than a bachelor's or equivalent degree listed in Column 10.
- Of the students in Column 10, those who attained a degree or certificate other than a bachelor's degree within 150% of the normal time to complete the program as of August 31, 2021 should be reported in either Column 11 or 12, depending on the length of the program completed.
- Of the students in Column 10, those who attained a bachelor's degree or equivalent within 150% of normal time should be reported in Column 18.

Subcohort of **full-time, first-time** students seeking other than a bachelor's degree

- Report Hispanic/Latino individuals of any race as Hispanic/Latino
- Report race for non-Hispanic/Latino individuals only

Men

Screen 1 of 3	Cohort year 2015				
	Other degree/certificate-seeking subcohort	Subcohort students who completed their program within 150% of <u>normal time to completion</u>			Total completers within 150%
		❶ Completers of programs of less than 2 academic yrs (or equivalent)	❶ Completers of programs of at least 2 but less than 4 academic yrs (or equivalent)	Completers of bachelor's or equivalent degrees	
	(Column 10)	(Column 11)	(Column 12)	(Column 18)	(Column 29)
<u>Nonresident alien</u>	1	<input type="text"/>	<input type="text"/>	<input type="text" value="1"/>	1
<u>Hispanic/Latino</u>	24	<input type="text"/>	<input type="text"/>	<input type="text" value="9"/>	9
<u>American Indian or Alaska Native</u>	1	<input type="text"/>	<input type="text"/>	<input type="text"/>	0
<u>Asian</u>	7	<input type="text"/>	<input type="text"/>	<input type="text" value="4"/>	4
<u>Black or African American</u>	5	<input type="text"/>	<input type="text"/>	<input type="text" value="3"/>	3
<u>Native Hawaiian or Other Pacific Islander</u>	0	<input type="text"/>	<input type="text"/>	<input type="text"/>	0
<u>White</u>	67	<input type="text"/>	<input type="text"/>	<input type="text" value="32"/>	32
Two or more races	8	<input type="text"/>	<input type="text"/>	<input type="text" value="5"/>	5
<u>Race and ethnicity unknown</u>	1	<input type="text"/>	<input type="text"/>	<input type="text" value="1"/>	1
Total men	114	0	0	55	55

Women

Screen 1 of 3	Cohort year 2015			
	Other degree/certificate-seeking subcohort	Subcohort students who completed their program within 150% of <u>normal time to completion</u>		Total completers

	<u>seeking subcohort</u>	❶ Completers of programs of less than 2 academic yrs (or equivalent)	❶ Completers of programs of at least 2 but less than 4 academic yrs (or equivalent)	Completers of bachelor's or equivalent degrees	<u>within 150%</u>
	(Column 10)	(Column 11)	(Column 12)	(Column 18)	(Column 29)
<u>Nonresident alien</u>	4	<input type="text"/>	<input type="text"/>	<input type="text" value="3"/>	3
<u>Hispanic/Latino</u>	56	<input type="text"/>	<input type="text"/>	<input type="text" value="20"/>	20
<u>American Indian or Alaska Native</u>	0	<input type="text"/>	<input type="text"/>	<input type="text"/>	0
<u>Asian</u>	22	<input type="text"/>	<input type="text"/>	<input type="text" value="14"/>	14
<u>Black or African American</u>	21	<input type="text"/>	<input type="text"/>	<input type="text" value="8"/>	8
<u>Native Hawaiian or Other Pacific Islander</u>	1	<input type="text"/>	<input type="text"/>	<input type="text" value="1"/>	1
<u>White</u>	200	<input type="text"/>	<input type="text"/>	<input type="text" value="91"/>	91
Two or more races	13	<input type="text"/>	<input type="text"/>	<input type="text" value="2"/>	2
<u>Race and ethnicity unknown</u>	4	<input type="text"/>	<input type="text"/>	<input type="text" value="1"/>	1
Total women	321	0	0	140	140
Total men + women	435	0	0	195	195

Institution: University of Nebraska at Omaha (181394)

User ID: P1813941

Section III - Other degree/certificate-seeking subcohort - Transfers/exclusions

- In the columns below, report the status of those students in the OTHER DEGREE/CERTIFICATE-SEEKING SUBCOHORT listed in Column 10 who did not complete a program within 150% of normal time to completion.
- Report transfers-out who did not complete a program in Column 30. A school is required to report only on those students that the school knows have transferred to another eligible institution. A school must document that the student actually transferred. If it is not part of your mission, you may report transfer-out data if you wish.
- Report eligible exclusions from the subcohort in Column 45. The ONLY allowable categories for this column are:
Students who died or became permanently disabled
Students who left school to serve in the armed forces (or have been called up to active duty)
Students who left school to serve with a foreign aid service of the Federal Government
Students who left school to serve on an official church mission
- Column 52 [No longer enrolled] will be calculated for you. This includes students who dropped out as well as those who completed in greater than 150% of normal time.
- If you do not have any values to report in either Column 30, 45, or 51, you must enter at least one zero in a field on this screen to continue.

Subcohort of full-time, first-time students seeking other than a bachelor's degree

- Report Hispanic/Latino individuals of any race as Hispanic/Latino
- Report race for non-Hispanic/Latino individuals only

Men

Screen 2 of 3	Cohort year 2015					
	<u>Other degree/certificate-seeking subcohort</u>	Total <u>completers within 150%</u>	Total <u>transfer-out students</u>	Total <u>exclusions</u>	Still enrolled	No longer enrolled
	(Column 10)	(Column 29)	(Column 30)	(Column 45)	(Column 51)	(Column 52)
<u>Nonresident alien</u>	1	1	<input type="text"/>	<input type="text"/>	<input type="text"/>	0
<u>Hispanic/Latino</u>	24	9	<input type="text" value="11"/>	<input type="text"/>	<input type="text" value="2"/>	2
<u>American Indian or Alaska Native</u>	1	0	<input type="text" value="1"/>	<input type="text"/>	<input type="text"/>	0
<u>Asian</u>	7	4	<input type="text" value="1"/>	<input type="text"/>	<input type="text"/>	2
<u>Black or African American</u>	5	3	<input type="text" value="2"/>	<input type="text"/>	<input type="text"/>	0
<u>Native Hawaiian or Other Pacific Islander</u>	0	0	<input type="text"/>	<input type="text"/>	<input type="text"/>	0
<u>White</u>	67	32	<input type="text" value="25"/>	<input type="text"/>	<input type="text" value="5"/>	5
Two or more races	8	5	<input type="text" value="2"/>	<input type="text"/>	<input type="text"/>	1
<u>Race and ethnicity unknown</u>	1	1	<input type="text"/>	<input type="text"/>	<input type="text"/>	0
Total men	114	55	42	0	7	10

Women

Screen 2 of 3	Cohort year 2015					
	<u>Other degree/certificate-seeking subcohort</u>	Total <u>completers within 150%</u>	Total <u>transfer-out students</u>	Total <u>exclusions</u>	Still enrolled	No longer enrolled

	(Column 10)	(Column 29)	(Column 30)	(Column 45)	(Column 51)	(Column 52)
<u>Nonresident alien</u>	4	3	<input type="text" value="1"/>	<input type="text"/>	<input type="text"/>	0
<u>Hispanic/Latino</u>	56	20	<input type="text" value="21"/>	<input type="text"/>	<input type="text" value="8"/>	7
<u>American Indian or Alaska Native</u>	0	0	<input type="text"/>	<input type="text"/>	<input type="text"/>	0
<u>Asian</u>	22	14	<input type="text" value="5"/>	<input type="text"/>	<input type="text"/>	3
<u>Black or African American</u>	21	8	<input type="text" value="11"/>	<input type="text"/>	<input type="text" value="2"/>	0
<u>Native Hawaiian or Other Pacific Islander</u>	1	1	<input type="text"/>	<input type="text"/>	<input type="text"/>	0
<u>White</u>	200	91	<input type="text" value="40"/>	<input type="text"/>	<input type="text" value="12"/>	57
Two or more races	13	2	<input type="text" value="7"/>	<input type="text"/>	<input type="text" value="1"/>	3
<u>Race and ethnicity unknown</u>	4	1	<input type="text" value="1"/>	<input type="text"/>	<input type="text"/>	2
Total women	321	140	86	0	23	72
Total men + women	435	195	128	0	30	82

Institution: University of Nebraska at Omaha (181394)

User ID: P1813941

Section III - Other degree/certificate-seeking subcohort - Pell recipients and recipients of a subsidized Direct Loan who did not receive a Pell Grant

For each subcohort, report the number of students in the cohort, total exclusions for the cohort, the number of students who completed a bachelor's or equivalent degree with 150%, and the total completers within 150%.

- Recipients of a Pell Grant and Recipients of a Direct Subsidized Loan that did not receive a Pell Grant are **mutually exclusive**, that is, if a student is in one cohort, they cannot be in the other cohort.
- The total of these 2 subcohorts must be less than the other degree/certificate-seeking cohort

Subcohort of full-time, first-time students seeking other than a bachelor's degree

Screen 3 of 3		<u>Cohort</u> year 2015			
		Number of students in cohort	Total <u>exclusions</u>	<u>Completed bachelor's degree or equivalent within 150%</u>	Total <u>completers within 150%</u>
		(Column 10)	(Column 45)	(Column 18)	(Column 29)
<u>Other degree/certificate-seeking cohort</u>		435	0	195	195
	Recipients of a Pell Grant (within entering year)	<input type="text" value="168"/>	<input type="text"/>	<input type="text" value="71"/>	<input type="text" value="71"/>
	Recipients of a Direct Subsidized Loan (within entering year) that did not receive a Pell Grant	<input type="text" value="63"/>	<input type="text"/>	<input type="text" value="27"/>	<input type="text" value="27"/>
	Did not receive either a Pell Grant or Direct Subsidized Loan (within entering year)	204	0	97	97

Institution: University of Nebraska at Omaha (181394)

User ID: P1813941

Graduation and transfer-out rates

Calculation of graduation and transfer-out rates


Screen 1 of 2	<u>Cohort</u> year 2015	
	<u>Graduation rate</u>	<u>Transfer-out rate</u>
Overall Rates (will be displayed on College Navigator)	50	32
Men	48	37
Women	53	28

Graduation rates displayed below in bold italics will be displayed on College Navigator

Graduation rates for students pursuing bachelor's or equivalent degrees			
	4 year graduation rate	5 year graduation rate	6 year graduation rate
Men	20	40	<i>48</i>
Women	29	51	<i>56</i>
Total (men and women)	25	46	52
<u>Nonresident alien</u>	38	75	<i>83</i>
<u>Hispanic/Latino</u>	9	35	<i>40</i>
<u>American Indian or Alaska Native</u>	0	25	<i>25</i>
<u>Asian</u>	22	58	<i>62</i>
<u>Black or African American</u>	10	27	<i>36</i>
<u>Native Hawaiian or Other Pacific Islander</u>	67	67	<i>100</i>
<u>White</u>	29	47	<i>54</i>
<u>Two or more races</u>	27	47	<i>53</i>
<u>Race and ethnicity unknown</u>	21	38	<i>45</i>

Do you wish to provide additional context notes?

☐ No
 ☐ Yes

 You may use the box below to provide additional context for the data you have reported above. Context notes will be posted on the College Navigator website. Therefore, you should write all context notes using proper grammar (e.g., complete sentences with punctuation) and common language that can be easily understood by students and parents (e.g., spell out acronyms).

Institution: University of Nebraska at Omaha (181394)

User ID: P1813941

4-year average rates**4-year average rates**

Screen 2 of 2

Men

	2012	2013	2014	2015	4-year Total
<u>Adjusted cohort</u>	759	835	777	849	3,220
Total <u>completers within 150%</u>	341	384	357	405	1,487
Total <u>transfer-out students</u>	206	260	180	311	957

Women

	2012	2013	2014	2015	4-year Total
<u>Adjusted cohort</u>	888	942	965	1,096	3,891
Total <u>completers within 150%</u>	457	496	495	576	2,024
Total <u>transfer-out students</u>	246	308	290	309	1,153

Total (men and women)

	2012	2013	2014	2015	4-year Total
<u>Adjusted cohort</u>	1,647	1,777	1,742	1,945	7,111
Total <u>completers within 150%</u>	798	880	852	981	3,511
Total <u>transfer-out students</u>	452	568	470	620	2,110
4-year average Student Right-to-Know completion or graduation rate calculation					49
(Total Completers within 150% / Adjusted Cohort)					
4-year average Student Right-to-Know transfer-out rate calculation					30
(Total Transfer-out Students / Adjusted Cohort)					

Institution: University of Nebraska at Omaha (181394)

User ID: P1813941

Prepared by

Prepared by

Reporting Reminders:

- The name of the preparer is being collected so that we can follow up with the appropriate person in the event that there are questions concerning the data.
- The Keyholder will be copied on all email correspondence to other preparers.
- The time it took to prepare this component is being collected so that we can continue to improve our estimate of the reporting burden associated with IPEDS.
- Please include in your estimate the time it took for you to review instructions, query and search data sources, complete and review the component, and submit the data through the Data Collection System.
- Thank you for your assistance.

This survey component was prepared by:

<input type="radio"/>	Keyholder	<input type="radio"/>	SFA Contact	<input type="radio"/>	HR Contact
<input type="radio"/>	Finance Contact	<input type="radio"/>	Academic Library Contact	<input type="radio"/>	Other

Name:

Email:

How many staff from your institution only were involved in the data collection and reporting process of this survey component?

Number of Staff (including yourself)

How many hours did you and others from your institution only spend on each of the steps below when responding to this survey component?
Exclude the hours spent collecting data for state and other reporting purposes.

Staff member	Collecting Data Needed	Revising Data to Match IPEDS Requirements	Entering Data	Revising and Locking Data
Your office	<input type="text"/> hours	<input type="text"/> hours	<input type="text"/> hours	<input type="text"/> hours
Other offices	<input type="text"/> hours	<input type="text"/> hours	<input type="text"/> hours	<input type="text"/> hours

Institution: University of Nebraska at Omaha (181394)

User ID: P1813941

Summary

2021 IPEDS Graduation Rate Component Data Summary

IPEDS collects important information regarding your institution. All data reported in IPEDS survey components become available in the IPEDS Data Center and appear as aggregated data in various Department of Education reports. Additionally, some of the reported data appears specifically for your institution through the College Navigator website and is included in your institution's Data Feedback Report (DFR). The purpose of this summary is to provide you an opportunity to view some of the data that, when accepted through the IPEDS quality control process, will appear on the College Navigator website and/or your DFR. College Navigator is updated approximately three months after the data collection period closes and Data Feedback Reports will be available through the [Data Center](#) and sent to your institution's CEO in November 2021.

Please review your data for accuracy. If you have questions about the data displayed below after reviewing the data reported on the survey screens, please contact the IPEDS Help Desk at: 1-877-225-2568 or ipedshelp@rti.org.

Overall Graduation Rate

Graduation Rate	50%
Total number of students in the Adjusted Cohort	1,945
Total number of completers within 150% of normal time	981

Overall Transfer-out Rate

Transfer-out Rate	32%
Total number of students in the Adjusted Cohort	1,945
Total number of transfers-out within 150% of normal time	620

Graduation Rate for students pursuing Bachelor's Degrees

Graduation Rate for Bachelor's Cohort	52%
Total number of students in the Adjusted Cohort	1,510
Total number of bachelor's degree completers within 150% of normal time	786

Institution: University of Nebraska at Omaha (181394)

User ID: P1813941

Edit Report

Graduation Rates

There are no errors for the selected survey and institution.