


Fall 2004

Completions 2004-2005

UNO Office of Institutional Effectiveness
University of Nebraska at Omaha

Follow this and additional works at: <https://digitalcommons.unomaha.edu/ipedscompletions>

 Part of the [Educational Assessment, Evaluation, and Research Commons](#), and the [Higher Education Commons](#)

Please take our feedback survey at: https://unomaha.az1.qualtrics.com/jfe/form/SV_8cchtFmpDyGfBLE

Recommended Citation

of Institutional Effectiveness, UNO Office, "Completions 2004-2005" (2004). *IPEDS Completions*. 55.
<https://digitalcommons.unomaha.edu/ipedscompletions/55>

This Report is brought to you for free and open access by the Integrated Postsecondary Education Data System at DigitalCommons@UNO. It has been accepted for inclusion in IPEDS Completions by an authorized administrator of DigitalCommons@UNO. For more information, please contact unodigitalcommons@unomaha.edu.

Completions 2004-05

Institution: UNIVERSITY OF NEBRASKA AT OMAHA (181394)

User ID: P41813941

CIPCODE	Award Level	Major	Sex	Nonresident alien	Black, non-Hispanic	American Indian or Alaskan Native	Asian or Pacific Islander	Hispanic	White, non-hispanic	Race/ethnicity unknown	Total
03.0103	05 Bachelors degrees	1st	Women	1	0	0	0	0	6	0	6
			Men						7		7
			Total						13		14*
05.0201	05 Bachelors degrees	1st	Women	0	2	0	0	0	0	0	2
			Men	0	2	0	0	0	0	0	2*
			Total								0
05.0207	05 Bachelors degrees	1st	Women	0	0	0	0	0	0	0	0
			Men	0	0	0	0	0	0	0	0
			Total								0
05.0207	05 Bachelors degrees	2nd	Women	0	0	0	0	0	2	0	2
			Men	0	0	0	0	0	2	0	2
			Total								2*
09.0101	05 Bachelors degrees	1st	Women	0	1	0	0	0	1	0	1
			Men	0	1	0	0	0	4	0	5
			Total								6*
09.0401	05 Bachelors degrees	1st	Women	1	5	0	1	0	26	1	27
			Men	1	5	0	1	0	43	1	51
			Total						69	2	78*
09.0402	05 Bachelors degrees	1st	Women	1	1	0	0	0	10	2	13
			Men	1	1	0	0	0	9	2	11
			Total						19	2	24*
11.0701	05 Bachelors degrees	1st	Women	3	3	1	4	0	49	2	63
			Men	3	3	1	4	0	1	2	4
			Total						50	2	67*
13.1012	05 Bachelors degrees	1st	Women	0	0	0	0	0	7	0	7
			Men	0	0	0	0	0	7	0	7
			Total								7*

		1st	2nd	3rd	4th	5th	6th	7th	8th	9th	10th
		Men	Women	Total	Men	Women	Total	Men	Women	Total	Men
05	Bachelors degrees	1	4	5	0	5	0	5	0	116	2
	Elementary Education and Teaching	1	4	5	0	5	0	5	0	125	2
05	Bachelors degrees	1	1	2	1	1	1	1	1	25	1
	Secondary Education and Teaching	1	1	2	1	1	1	1	1	38	2
05	Bachelors degrees	0	2	2	1	1	1	1	1	63	3
	Music Teacher Education	0	2	2	1	1	1	1	1	71	3
05	Bachelors degrees	1	1	2	0	0	0	0	0	2	2
	Physical Education Teaching and Coaching	1	1	2	0	0	0	0	0	5	2
05	Bachelors degrees	0	1	1	1	0	0	0	0	7	2
	German Language and Literature	0	1	1	1	0	0	0	0	3	1
05	Bachelors degrees	0	0	0	0	0	0	0	0	3	1
	Spanish Language and Literature	0	0	0	0	0	0	0	0	3	1
05	Bachelors degrees	0	0	0	0	0	0	0	0	3	1
	French Language and Literature	0	0	0	0	0	0	0	0	3	1
05	Bachelors degrees	0	0	0	0	0	0	0	0	3	1
	German Language and Literature	0	0	0	0	0	0	0	0	3	1
05	Bachelors degrees	0	0	0	0	0	0	0	0	1	0
	Spanish Language and Literature	0	0	0	0	0	0	0	0	1	0
05	Bachelors degrees	0	0	0	0	0	0	0	0	1	0
	Spanish Language and Literature	0	0	0	0	0	0	0	0	1	0
05	Bachelors degrees	1	1	2	1	1	1	1	1	10	2
	English Language and Literature, General	1	1	2	1	1	1	1	1	13	2
05	Bachelors degrees	0	0	0	0	0	0	0	0	23	2
	Creative Writing	0	0	0	0	0	0	0	0	23	2
05	Bachelors degrees	0	0	0	0	0	0	0	0	2	2
	Speech and Rhetorical Studies	0	0	0	0	0	0	0	0	2	2
05	Bachelors degrees	0	0	0	0	0	0	0	0	4	2
	Elementary Education and Teaching	0	0	0	0	0	0	0	0	4	2
05	Bachelors degrees	0	0	0	0	0	0	0	0	6	2
	Secondary Education and Teaching	0	0	0	0	0	0	0	0	6	2
05	Bachelors degrees	0	0	0	0	0	0	0	0	5	5
	Physical Education Teaching and Coaching	0	0	0	0	0	0	0	0	5	5
05	Bachelors degrees	0	0	0	0	0	0	0	0	14	1
	German Language and Literature	0	0	0	0	0	0	0	0	14	1
05	Bachelors degrees	0	0	0	0	0	0	0	0	19	1
	Spanish Language and Literature	0	0	0	0	0	0	0	0	19	1
05	Bachelors degrees	0	0	0	0	0	0	0	0	10	1
	French Language and Literature	0	0	0	0	0	0	0	0	10	1

24.0102	Bachelors degrees	1st	Women Total	0	1	0	0	1	11	12
General Studies	05		Men						23	
25.0101	Bachelors degrees	1st	Women Total	0	2	0	0	0	2	2
Library Science/Librarianship	05		Men						21	
26.0101	Bachelors degrees	1st	Women Total	0	2	0	0	1	39	44
Biology/Biological Sciences, General	05		Men						57	65
26.1201	Bachelors degrees	1st	Women Total	1	1	1	1	2	6	8
Biotechnology	05		Men						6	10
27.0101	Bachelors degrees	1st	Women Total	1	1	0	4	0	12	18
Mathematics, General	05		Men						5	5
27.0101	Bachelors degrees	1st	Women Total	0	0	0	0	0	3	4
Mathematics, General	05		Men						8	9
27.0101	Bachelors degrees	2nd	Women Total	0	0	0	1	0	6	8
Mathematics, General	05		Men						1	1
30.1801	Bachelors degrees	1st	Women Total	1	1	0	0	0	7	9
Natural Sciences	05		Men						2	0
30.2001	Bachelors degrees	1st	Women Total	2	1	0	1	1	6	11
International/Global Studies	05		Men						15	33
30.2001	Bachelors degrees	2nd	Women Total	0	0	0	2	1	21	44
International/Global Studies	05		Men						1	2
30.2001	Bachelors degrees	1st	Women Total	0	0	0	0	1	1	0
International/Global Studies	05		Men						2	2
30.9999	Bachelors degrees	1st	Women Total	0	0	0	0	0	2	0
Multi-/Interdisciplinary Studies, Other	05		Men						2	2
31.0101	Bachelors degrees	1st	Women Total	1	1	0	0	0	5	6
Parks, Recreation and Leisure Studies	05		Men						6	8
31.0505	Bachelors degrees	1st	Women Total	1	1	0	1	0	8	10
Kinesiology and Exercise Science	05		Men						7	7
38.0101	Bachelors degrees	1st	Women Total	0	1	0	1	0	15	17
Philosophy	05		Men						1	1
			Women	1					2	3

38.0201	Religion/Religious Studies	degrees	1	0	0	0	0	0	3	0	4
		05							1		1
		Bachelors degrees							4		4
			0	0	0	0	0	0	5	0	5
				1					2		3
40.0501	Chemistry, General	Bachelors degrees	0	1	1	0	0	0	2	0	4
		05							1		2
		Bachelors degrees							1		1
			1	0	0	0	0	0	1	1	3
									1		1
40.0601	Geology/Earth Science, General	Bachelors degrees	1	0	0	0	0	0	1	1	3
		05							1		1
		Bachelors degrees							1		1
			0	0	0	0	0	0	1	0	2
									1		1
40.0801	Physics, General	Bachelors degrees	0	0	0	0	0	0	1	0	1
		05							11	1	15
		Bachelors degrees							36	2	41
			0	2	2	1	1	1	47	3	56
									1		1
42.0101	Psychology, General	Bachelors degrees	0	0	0	0	0	0	2	0	2
		05							54	1	61
		Bachelors degrees							40		54
			0	0	0	0	0	0	94	1	115
									0		0
42.0101	Psychology, General	Bachelors degrees	0	0	0	0	0	0	2	0	2
		05							23	1	26
		Bachelors degrees							24	1	27
			0	3	6	1	1	1	8	2	9
									2		4
43.0104	Criminal Justice/Safety Studies	Bachelors degrees	0	0	0	0	0	0	10	2	13
		05							10	2	14
		Bachelors degrees							6	2	10
			0	0	0	0	0	0	16	4	24
									1		1
44.0401	Public Administration	Bachelors degrees	0	0	0	0	0	0	1	0	1
		05							23	1	26
		Bachelors degrees							24	1	27
			0	0	0	0	0	0	8	2	9
									2		4
44.0701	Social Work	Bachelors degrees	0	0	0	0	0	0	10	2	13
		05							10	2	14
		Bachelors degrees							6	2	10
			0	1	1	0	0	0	16	4	24
									1		1
45.0701	Geography	Bachelors degrees	0	0	0	0	0	0	1	0	1
		05							1		1
		Bachelors degrees							1		1
			0	1	1	0	0	0	2	0	2
									1		1
45.1001	Political Science and Government, General	Bachelors degrees	0	0	0	0	0	0	1	0	1
		05							1		1
		Bachelors degrees							1		1
			0	0	0	0	0	0	2	0	2
									0		0

05	45.1101	1	1	3	5
Bachelors	Sociology	Men	Women	Total	
degrees		1	1	2	11
05	45.1201	1	2	3	16*
Bachelors	Urban Studies/Affairs	Men	Women	Total	0
degrees		0	0	0	0
05	49.0101	0	0	1	1*
Bachelors	Aeronautics/Aviation/Aerospace	Men	Women	Total	23
degrees	Science and Technology,	1	1	2	2
05	49.0104	0	0	1	25*
Bachelors	General	Men	Women	Total	3
degrees	Aviation/Airway Management	1	1	2	8
05	50.0501	0	0	1	1
Bachelors	and Operations	Men	Women	Total	9*
degrees	Drama and Dramatics/Theatre	1	1	2	3
05	50.0701	0	0	0	6
Bachelors	Arts, General	Men	Women	Total	9*
degrees	Art/Art Studies, General	1	1	2	0
05	50.0702	0	0	0	0
Bachelors	Fine/Studio Arts, General	Men	Women	Total	3
degrees		3	3	6	4*
05	50.0703	0	0	0	13
Bachelors	Art History, Criticism and	Men	Women	Total	24
degrees	Conservation	1	1	2	37*
05	50.0901	0	0	0	0
Bachelors	Music, General	Men	Women	Total	2
degrees		1	1	2	1
05	50.0903	0	0	0	0
Bachelors	Music Performance, General	Men	Women	Total	1
degrees		0	0	0	0
05	50.0904	0	0	0	0
Bachelors	Music Theory and Composition	Men	Women	Total	0
degrees		0	0	0	0
05	50.0907	0	0	0	0
Bachelors	Piano and Organ	Men	Women	Total	0
degrees		2	2	4	2

Code	Degree	Level	Men	Women	Total	Men	Women	Total
50.0908	Bachelors degrees	1st	0	0	0	1	1	2
		Total				1	1	2
50.0911	Bachelors degrees	1st	0	0	0	1	0	1
		Total				1	0	1
51.1504	Bachelors degrees	1st	0	0	0	2	2	4
		Total				2	2	4
52.0101	Bachelors degrees	1st	0	3	3	14	7	21
		Total				14	7	21
52.0201	Bachelors degrees	1st	0	0	0	23	29	52
		Total				23	29	52
52.0201	Bachelors degrees	2nd	1	0	1	3	5	8
		Total				3	5	8
52.0301	Bachelors degrees	1st	2	1	3	14	34	48
		Total				14	34	48
52.0601	Bachelors degrees	1st	0	0	0	2	4	6
		Total				2	4	6
52.0601	Bachelors degrees	2nd	0	0	0	1	1	2
		Total				1	1	2
52.0703	Bachelors degrees	1st	0	1	1	6	2	8
		Total				6	2	8
52.0703	Bachelors degrees	2nd	0	0	0	1	1	2
		Total				1	1	2
05	Bachelors degrees	1st	0	0	0	1	1	2
		Total				1	1	2
05	Bachelors degrees	2nd	0	0	0	1	1	2
		Total				1	1	2
05	Bachelors degrees	1st	0	0	0	2	2	4
		Total				2	2	4
05	Bachelors degrees	2nd	0	0	0	2	2	4
		Total				2	2	4

52.0801	Bachelors degrees	1st	Women	1	2	1	2	26	32
Finance, General		Total	Total	4	3	0	3	70	85
	05		Men	1				4	5
52.0801	Bachelors degrees	2nd	Women	1	0	0	0	2	2
Finance, General		Total	Total	1	0	0	0	6	7
	05		Men						0
52.0803	Bachelors degrees	1st	Women	0	0	0	0	1	1
Banking and Financial Support Services		Total	Total	0	0	0	0	1	1
	05		Men						0
52.0803	Bachelors degrees	2nd	Women	0	0	0	0	1	1
Banking and Financial Support Services		Total	Total	0	0	0	0	1	1
	05		Men						0
52.0807	Bachelors degrees	1st	Women	0	0	0	0	0	0
Investments and Securities		Total	Total	0	0	0	0	0	0
	05		Men					7	9
52.0807	Bachelors degrees	2nd	Women	0	1	0	0	3	4
Investments and Securities		Total	Total	0	1	0	0	10	13
	05		Men					2	3
52.1001	Bachelors degrees	1st	Women	0	0	0	1	5	6
Human Resources Management/Personnel Administration, General		Total	Total	0	0	0	1	7	9
	05		Men						1
52.1001	Bachelors degrees	2nd	Women	0	0	0	1	10	10
Human Resources Management/Personnel Administration, General		Total	Total	0	0	0	1	10	11
	05		Men					41	50
52.1201	Bachelors degrees	1st	Women	1	2	4	1	18	26
Management Information Systems, General		Total	Total	1	2	0	2	59	76
	05		Men						1
52.1201	Bachelors degrees	2nd	Women	1	0	0	0	0	0
Management Information Systems, General		Total	Total	1	0	0	0	1	1
	05		Men						1
52.1399	Bachelors degrees	1st	Women	0	0	0	0	1	1
Management Sciences and Quantitative Methods, Other		Total	Total	0	0	0	0	1	1
	05		Men					32	37
52.1401	Bachelors degrees	1st	Women	0	2	1	1	56	61
Marketing/Marketing Management, General		Total	Total	0	3	0	2	88	98
	05		Men						0

Marketing/Marketing Management, General	Bachelors degrees	2nd	Women Total	0	1	0	0	0	1	0	2
	05		Men		1				1		2
52.1501 Real Estate	Bachelors degrees	1st	Women Total	0	0	0	0	0	6	0	6
	05		Men		0				3		3
52.1501 Real Estate	Bachelors degrees	2nd	Women Total	0	1	0	0	0	9	0	9
	05		Men		1				0		1
54.0101 History, General	Bachelors degrees	1st	Women Total	0	1	0	0	0	15	1	16
	05		Men		1				11	1	13
54.0101 History, General	Bachelors degrees	2nd	Women Total	0	1	0	0	0	26	2	29
	05		Men		1				0		0
13.0501 Educational/Instructional Media Design	Postbaccalaureate certificates	1st	Women Total	0	0	0	0	0	2	0	2
	06		Men		0				2		2
13.1401 Teaching English as Second/Foreign Language/ESL Language Instructor	Postbaccalaureate certificates	1st	Women Total	0	0	0	0	0	4	1	4
	06		Men		0				10	1	11
23.0501 Creative Writing	Postbaccalaureate certificates	1st	Women Total	0	0	0	0	0	2	0	2
	06		Men		0				2		2
30.1101 Gerontology	Postbaccalaureate certificates	1st	Women Total	0	0	0	0	0	1	0	1
	06		Men		0				1		1
45.1201 Urban Studies/Affairs	Postbaccalaureate certificates	1st	Women Total	0	1	0	0	0	8	0	9
	06		Men		1				9		10
52.1005 Human Resources Development	Postbaccalaureate certificates	1st	Women Total	0	1	0	0	0	1	0	1
	06		Men		1				2		3
09.0101 Communication Studies/Speech Communication and Rhetoric	Masters degrees	1st	Women Total	0	1	0	0	0	8	0	11
	07		Men		1				2		3
	07		Women Total	4	0	0	0	0	10	0	14
	07		Men	19	0	0	0	0	1	0	20

Code	Category	Level	Gender	Count	Level	Gender	Count	Level	Gender	Count	Level	Gender	Count
11.0701	Computer Science	Masters degrees	1st	Women	8	Total	27	1	0	0	1	0	9
				Men								1	29
13.0401	07 Educational Leadership and Administration, General	Masters degrees	1st	Women	2	Men	19		2	19		0	21
				Women	2	Total	29		3	24		0	29
				Men	2	Total	50		5	43		0	50
13.1001	07 Special Education and Teaching, General	Masters degrees	1st	Women	1	Men	10		1	10		0	11
				Women	0	Total	11		1	10		0	11
				Men	1	Men	1		1	1		0	1
13.1005	07 Education/Teaching of Individuals with Emotional Disturbances	Masters degrees	1st	Women	3	Men	3		3	3		0	3
				Women	0	Total	4		0	4		0	4
				Men	0	Men	0		0	0		0	0
13.1006	07 Education/Teaching of Individuals with Mental Retardation	Masters degrees	1st	Women	2	Men	2		2	2		0	2
				Women	0	Total	2		0	2		0	2
				Men	0	Men	0		0	0		0	0
13.1011	07 Education/Teaching Individuals - Specific Learning Disabilities	Masters degrees	1st	Women	2	Men	2		2	2		0	2
				Women	0	Total	2		0	2		0	2
				Men	0	Men	0		0	0		0	0
13.1012	07 Education/Teaching Individuals - Speech or Language Impairments	Masters degrees	1st	Women	11	Men	11		11	11		1	12
				Women	0	Total	12		0	11		1	12
				Men	0	Men	0		0	0		0	0
13.1101	07 Counselor Education/School Counseling and Guidance Services	Masters degrees	1st	Women	1	Men	4		1	4		1	5
				Women	1	Total	30		2	30		1	36
				Men	1	Men	1		2	2		1	41
				Women	1	Total	34		2	34		1	41
				Men	0	Men	7		0	7		0	7
13.1202	07 Elementary Education and Teaching	Masters degrees	1st	Women	0	Men	49		0	49		0	51
				Women	0	Total	56		0	56		0	58
				Men	0	Men	11		0	11		0	11
13.1205	07 Secondary Education and Teaching	Masters degrees	1st	Women	17	Men	17		17	17		2	19
				Women	0	Total	28		0	28		2	30
				Men	0	Men	17		0	17		0	17
13.1315	07 Reading Teacher Education	Masters degrees	1st	Women	1	Men	17		1	17		0	18
				Women	0	Total	17		1	17		0	18
				Men	0	Men	4		0	4		1	5
23.0101	07 English Language and Literature, General	Masters degrees	1st	Women	9	Men	9		9	9		1	9
				Women	0	Total	13		0	13		1	14
				Men	0	Men	0		0	0		0	0

Code	Field of Study	Masters degrees	1st	Men	Women	Total	Men	Women	Total
26.0101	Biology/Biological Sciences, General	07	0	1	0	1	3	8	11
			0	1	0	1	3	4	7
			0	0	0	0	6	16	22
27.0101	Mathematics, General	07	0	0	0	0	1	1	2
			0	0	0	0	6	6	12
			0	0	0	0	5	5	10
31.0501	Health and Physical Education, General	07	0	0	0	0	1	1	2
			0	0	0	0	1	1	2
			0	0	0	0	6	6	12
42.0101	Psychology, General	07	0	0	0	0	1	1	2
			0	0	0	0	1	1	2
			0	0	0	0	6	6	12
42.0901	Industrial and Organizational Psychology	07	0	0	0	0	5	5	10
			0	0	0	0	1	1	2
			0	0	0	0	3	3	6
42.1701	School Psychology	07	0	0	0	0	4	4	8
			0	0	0	0	1	1	2
			0	0	0	0	3	3	6
43.0104	Criminal Justice/Safety Studies	07	0	0	0	0	1	1	2
			0	0	0	0	1	1	2
			0	0	0	0	3	3	6
44.0401	Public Administration	07	0	0	0	0	4	4	8
			0	0	0	0	1	1	2
			0	0	0	0	3	3	6
44.0701	Social Work	07	0	0	0	0	2	2	4
			0	0	0	0	1	1	2
			0	0	0	0	1	1	2
45.0701	Geography	07	0	0	0	0	4	4	8
			0	0	0	0	1	1	2
			0	0	0	0	3	3	6
45.1001	Political Science and Government, General	07	0	0	0	0	1	1	2
			0	0	0	0	1	1	2
			0	0	0	0	1	1	2
45.1101	Sociology	07	0	0	0	0	3	3	6
			0	0	0	0	1	1	2
			0	0	0	0	2	2	4

Code	Program	Level	Category	1st	Women Total	Men	Total	0	1	2	3	4	5*
45.1201	Urban Studies/Affairs	Masters degrees	1st	1	0	0	0	0	1	2	0	4	5*
50.0501	Drama and Dramatics/Theatre Arts, General	Masters degrees	1st	0	0	1	1	0	1	1	1	3	0
50.0901	Music, General	Masters degrees	1st	2	1	0	0	0	0	2	6	9	2
51.2201	Public Health, General (MPH, DPH)	Masters degrees	1st	0	0	0	0	0	0	2	2	2	0
52.0201	Business Administration and Management, General	Masters degrees	1st	3	2	1	0	0	0	60	3	68	2*
52.0301	Accounting	Masters degrees	1st	4	1	3	0	0	0	40	1	46	0
52.0601	Business/Managerial Economics	Masters degrees	1st	7	3	0	0	0	0	100	4	114*	0
52.1201	Management Information Systems, General	Masters degrees	1st	1	0	0	0	0	0	2	0	3	0
54.0101	History, General	Masters degrees	1st	3	0	0	0	0	0	4	0	7	0
42.1701	School Psychology	Post-Masters certificates	1st	4	0	0	0	0	0	6	0	10*	0
13.0401	Educational Leadership and Administration, General	Doctors degrees	1st	8	4	1	1	1	1	3	1	12	0
43.0104	Criminal Justice/Safety Studies	Doctors degrees	1st	4	0	0	0	0	0	1	1	7	0
44.0401	Public Administration	Doctors degrees	1st	12	0	0	0	0	0	4	2	19*	0
				20	1	2	2	3	0	9	1	31	0
				12	1	0	0	0	0	5	1	21	0
				32	1	0	0	0	0	14	2	52*	0
				0	0	0	0	0	0	4	0	4	0
				0	0	0	0	0	0	4	0	4*	0
				0	0	0	0	0	0	8	0	8	0
				0	0	0	0	0	0	4	0	4	0
				0	0	0	0	0	0	5	0	5	0
				0	0	0	0	0	0	9	1	9*	0
				0	0	0	0	0	0	1	3	2	0
				0	0	0	0	0	0	3	1	3	0
				0	0	0	0	0	0	4	1	5*	0
				0	0	0	0	0	0	1	0	1	0

Total 0 0 0 0 0 0 0 1 0 1 .

GRAND TOTAL BY FIRST MAJOR

99.0000 Summary Grand Totals	Award Level	Nonresident alien	Black, non-Hispanic	American Indian or Alaskan Native	Asian or Pacific Islander	Hispanic	White, non-hispanic	Race/ethnicity unknown	Total	PY Total
Bachelors degrees	Men	16	31	1	20	18	545	26	657	652
	Women	33	36	3	24	22	719	30	867	838
	Total	49	67	4	44	40	1264	56	1524	1490
Postbaccalaureate certificates	Men	0	0	0	0	1	7	0	8	0
	Women	0	2	0	0	0	21	1	24	17
	Total	0	2	0	0	1	28	1	32	17
Masters degrees	Men	55	7	1	3	0	166	9	241	248
	Women	44	23	3	7	8	374	9	468	454
	Total	99	30	4	10	8	540	18	709	702
Post-Masters certificates	Men	0	0	0	0	0	0	0	0	3
	Women	0	0	0	0	0	8	0	8	6
	Total	0	0	0	0	0	8	0	8	9
Doctors degrees	Men	0	0	0	0	0	6	1	7	9
	Women	0	0	0	0	0	8	0	8	4
	Total	0	0	0	0	0	14	1	15	13
	Grand Total Men	71	38	2	23	19	724	36	913	
	Grand Total Women	77	61	6	31	30	1130	40	1375	
	Grand Total	148	99	8	54	49	1854	76	2288	
	PY Grand Total Men	46	46	4	47	23	725	21	912	
	PY Grand Total Women	40	53	0	50	39	1116	21	1319	
	PY Grand Total	86	99	4	97	62	1841	42	2231	

GRAND TOTAL BY SECOND MAJOR

99.0000 Summary Grand Totals	Award Level	Nonresident alien	Black, non-Hispanic	American Indian or Alaskan Native	Asian or Pacific Islander	Hispanic	White, non-hispanic	Race/ethnicity unknown	Total	PY Total
Bachelors degrees										
	Men	3	1	0	1	2	25	3	35	14
	Women	0	2	0	1	2	33	0	38	21
	Total	3	3	0	2	4	58	3	73	35
	Grand Total Men	3	1	0	1	2	25	3	35	
	Grand Total Women	0	2	0	1	2	33	0	38	
	Grand Total	3	3	0	2	4	58	3	73	
	PY Grand Total Men	1	1	0	2	1	9	0		14
	PY Grand Total Women	1	0	0	1	4	14	1		21
	PY Grand Total	2	1	0	3	5	23	1		35

UNIVERSITY OF NEBRASKA AT OMAHA
OFFICE OF INSTITUTIONAL RESEARCH
DEGREE AWARDED IN AUG. 2003, DEC. 2003, AND MAY 2004
IPEDS COMPLETION SURVEY, FALL 2004

IPEDS DEGREE AWARD LEVEL	2ND MAJOR	2000 CIPCODES	FIRST MAJOR														Total
			Nonresident Alien		African American		Native American		Asian American		Hispanic		Caucasian		Race/ethni. unknown		
			male	female	male	female	male	female	male	female	male	female	male	female	male	female	
5.00 Bach. Deg.		3.0103	1										6	7			14
		5.0201		2													2
		5.0207			1								1	4			2
		9.0101			5								26	43	1	1	78
		9.0401		1									10	9	2		24
		9.0402		1									49	1	2		67
		11.0701		4	3		1			4							7
		13.1012															7
		13.1202		1									9	116			2
		13.1205		1						1			25	38	1	2	71
		13.1312		1									2	5			10
		13.1314								1			2	3			6
		16.0501											3		1		4
		16.0501													1		1
	16.0901													1		2	
	16.0905												1	8		10	
	16.0905													1		2	
	23.0101		1									10	13	1	1	27	
	23.0501											2	4			10	
	23.1001											5	14			20	
	24.0102											10	11			23	
	25.0101													2		2	
	26.0101											18	39			65	
	26.1201		1									6	6			18	
	27.0101											5	3			9	
	27.0101											6	1	1		9	
	30.1801													2		3	
	30.2001		2	13					1			6	15		2	44	
	30.2001											1				2	
	30.9999											2				2	

UNIVERSITY OF NEBRASKA AT OMAHA
OFFICE OF INSTITUTIONAL RESEARCH
DEGREE AWARDED IN AUG. 2003, DEC. 2003, AND MAY 2004
IPEDS COMPLETION SURVEY, FALL 2004

IPEDS DEGREE AWARD LEVEL	2ND MAJOR	2000 CIPCODES	FIRST MAJOR														Total		
			Nonresident Alien		African American		Native American		Asian American		Hispanic		Caucasian		Race/ethni. unknown				
			male	female	male	female	male	female	male	female	male	female	male	female	male	female			
		31.0101			1										1	5			8
		31.0505			1										8	7			17
		38.0101		1											1	2			4
		38.0201													1	4			5
		40.0501			1										2				4
		40.0601		1											1			1	3
		40.0801													1				1
		42.0101			2										11	36		2	56
	42.0101														1	1			2
		43.0104			3		6		1						54	40		1	115
		44.0701													1	23		1	27
		45.0701		1											8	2		2	13
		45.1001		1											10	6		2	24
	45.1001														1	1			2
		45.1101		1											3	9			16
		45.1201													1				1
		49.0101													18	2		3	25
		49.0104													6	1			9
		50.0501													3	6			9
		50.0701														3		1	4
		50.0702													12	21		1	37
		50.0703														1		1	2
		50.0901		1											2				4
		50.0903																1	1
		50.0907														2			2
		50.0908													1	1			2
		50.0911													1				1
		51.1504																2	2
		52.0101			3		1								14	7		1	30
		52.0201													23	29		1	57

UNIVERSITY OF NEBRASKA AT OMAHA
 OFFICE OF INSTITUTIONAL RESEARCH
 DEGREE AWARDED IN AUG. 2003, DEC. 2003, AND MAY 2004
 IPEDS COMPLETION SURVEY, FALL 2004

IPEDS DEGREE AWARD LEVEL	2ND MAJOR	2000 CIPCODES	FIRST MAJOR																					Total
			Nonresident Alien		African American		Native American		Asian American		Hispanic		Caucasion		Race/ethni. unknown									
			male	female	male	female	male	female	male	female	male	female	male	female	male	female	male	female						
	52.0201		1							1				1					3	5	1		11	
	52.0301	52.0301	2	2		1			1							2			14	34			57	
	52.0601	52.0601	1	1															1	2			2	
	52.0703	52.0703			1	1													6	2			10	
	52.0801	52.0801	3	1	1	2			2	1					2			44	26		2	1	85	
	52.0803	52.0803	1															4	2			7		
	52.0807	52.0807																					1	
	52.1001	52.1001						1										7	3		2	1	13	
	52.1201	52.1201	1	4	2	2			4	2	1			1	1			41	18		1	1	76	
	52.1399	52.1399	1															1					1	
	52.1401	52.1401			2	1				2	1						32	56		2	2		98	
	52.1501	52.1501				1											6	3					9	
	54.0101	54.0101			1	1											15	11		1	1		29	
	54.0101	54.0101																		2			2	
	subtotal (1st and 2nd majors)		19	33	32	38	1	3	21	25	20	24	570	752	29	30	1597							
6.00 postbach. certificate		13.0501											4	10			1						15	
		13.1401												2									2	
		23.0501											1										1	
		30.1101									1												2	
		45.1201			1								1	8									10	
		52.1005			1								1										2	

UNIVERSITY OF NEBRASKA AT OMAHA
OFFICE OF INSTITUTIONAL RESEARCH
DEGREE AWARDED IN AUG. 2003, DEC. 2003, AND MAY 2004
IPEDS COMPLETION SURVEY, FALL 2004

IPEDS DEGREE AWARD LEVEL	2ND MAJOR	2000		FIRST MAJOR														Total
		CIPCODES		Nonresident Alien		African American		Native American		Asian American		Hispanic		Caucasian		Race/ethni. unknown		
		male	female	male	female	male	female	male	female	male	female	male	female	male	female	male	female	
7.00	Mast. Degrees	0	0	0	2	0	0	0	0	0	0	1	0	7	21	0	1	32
		1	3											2	8			14
		19	8								1					1		29
			2	2	3								19	24				50
					1								1	10				11
														3				4
														2				2
														2				2
															11		1	12
			1		2				1			2	4	30		1		41
											2		7	49				58
													11	17			2	30
					1									17				18
													4	9		1		14
									1				3	8				12
													3	4				8
					1					1			6	16				24
													1	1				2
														6				6
															5			5
														1	3			4
			2	1	2	8	1	1	1	1	1	1	16	27		1		62
			1	1	1	3						2	2	57		1		67
													4					5
													1	1				2
				2		1								3			1	7
				1							1		1	2				5
														1			1	3
				2		1							2	6				11
															2			2

UNIVERSITY OF NEBRASKA AT OMAHA
OFFICE OF INSTITUTIONAL RESEARCH
DEGREE AWARDED IN AUG. 2003, DEC. 2003, AND MAY 2004
IPEDS COMPLETION SURVEY, FALL 2004

IPEDS DEGREE AWARD LEVEL	2ND MAJOR	2000 CIP CODES	FIRST MAJOR														Total
			Nonresident Alien		African American		Native American		Asian American		Hispanic		Caucasion		Race/ethni. unknown		
			male	female	male	female	male	female	male	female	male	female	male	female	male	female	
		52.0201	3	4	2	1							60	40	3	1	114
		52.0301	1	3									2	4			10
		52.0601	8	4					1				3	1	1	1	19
		52.1201	20	12		1			1	2			9	5	1	1	52
		54.0101											4			4	4
subtotal			55	44	7	23	1	3	3	7	0	8	166	374	9	9	709
8.00 post-master certificate		42.1701												8			8
subtotal														8			8
9.00 EDD/PhD		13.0401											4	5			9
		43.0104											1	3	1		5
		44.0401											1				1
subtotal			0	0	0	0	0	0	0	0	0	0	6	8	1	0	15
Grand Total																	2361



Integrated Postsecondary Education Data System 2003 - 04

Institution: UNIVERSITY OF NEBRASKA AT OMAHA (181394)(1)

User ID: P31813941

Surveys

Reports

Tools

Help

Logout

Completions Survey

Using 2000 CIP version (Change CIP version) - 1990 CIP List

- To enter data, click on an Award level for a program. If you have no programs listed, you must add them in order to enter data.
To add a program, click on Search/Add program. You can search by program name or CIP code.
When you have completed your data entry, click on Surveys on the top menu bar, and then click Perform Edits, view your Edit Report, and continue in order to Lock your data.

Search/Add Program

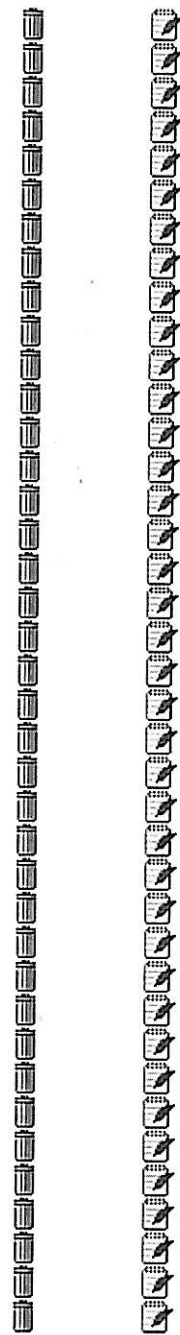
View Award levels

Instructions

View Summary Report

Table with columns: CIP code, Programs Description, Award levels (1st major, 2nd major), Programs Delete, Add/Delete Program, Award Levels. Lists various CIP codes and their corresponding award levels.

40.0501	Chemistry, General	■ 5		
40.0601	Geology/Earth Science, General	■ 5		
40.0801	Physics, General	■ 5		
42.0101	Psychology, General	■ 5, ■ 7	■ 5	
42.0901	Industrial and Organizational Psychology	■ 7		
42.1701	School Psychology	■ 7, ■ 8		
43.0104	Criminal Justice/Safety Studies	■ 5, ■ 7, ■ 9		
44.0401	Public Administration	■ 5, ■ 7, ■ 9		
44.0701	Social Work	■ 5, ■ 7		
45.0701	Geography	■ 5, ■ 7	■ 5	
45.1001	Political Science and Government, General	■ 5, ■ 7	■ 5	
45.1101	Sociology	■ 5, ■ 7		
49.0101	Aeronautics/Aviation/Aerospace Science and Technology, General	■ 5		
49.0104	Aviation/Airway Management and Operations	■ 5		
50.0501	Drama and Dramatics/Theatre Arts, General	■ 5		
50.0701	Art/Art Studies, General	■ 5		
50.0702	Fine/Studio Arts, General	■ 5		
50.0703	Art History, Criticism and Conservation	■ 5		
50.0901	Music, General	■ 7		
50.0903	Music Performance, General	■ 5		
50.0904	Music Theory and Composition	■ 5		
50.0907	Piano and Organ	■ 5		
50.0908	Voice and Opera	■ 5		
50.0911	Violin, Viola, Guitar and Other Stringed Instruments	■ 5		
51.1504	Community Health Services/Liaison/Counseling	■ 5		
51.2201	Public Health, General (MPH, DPH)	■ 7		
52.0201	Business Administration and Management, General	■ 5, ■ 7	■ 5	
52.0301	Accounting	■ 5, ■ 7		
52.0601	Business/Managerial Economics	■ 5, ■ 7	■ 5	
52.0703	Small Business Administration/Management	■ 5	■ 5	
52.0801	Finance, General	■ 5	■ 5	
52.0803	Banking and Financial Support Services	■ 5	■ 5	
52.1001	Human Resources Management/Personnel Administration, General	■ 5	■ 5	
52.1201	Management Information Systems, General	■ 5, ■ 7		
52.1399	Management Sciences and Quantitative Methods, Other	■ 5		
52.1401	Marketing/Marketing Management, General	■ 5	■ 5	
52.1501	Real Estate	■ 5	■ 5	
52.1902	Fashion Merchandising	■ 5	■ 5	
54.0101	History, General	■ 5, ■ 7		





Integrated Postsecondary Education Data System 2003 - 04

Institution: UNIVERSITY OF NEBRASKA AT OMAHA (181394)(1)

User ID: P31813941

Surveys

Reports

Tools

Help

Logout

Award/Degree Conferred Grand Totals

GRAND TOTAL BY FIRST MAJOR

Award Level	Award Nonresident Level										Total	PY Total
	alien	Black, non-Hispanic	Indian or Alaska Native	Asian or Pacific Islander	Hispanic	White, non-hispanic	Race/ethnicity unknown	hispanic	White, non-hispanic	unknown		
Bachelors degrees	Men	22	31	4	25	20	535	15	652	615		
	Women	19	32	0	33	31	709	14	838	792		
	Total	41	63	4	58	51	1244	29	1490	1407		
Postbaccalaureate certificates	Men	0	0	0	0	0	0	0	0	4		
	Women	1	0	0	0	0	14	2	17	12		
	Total	1	0	0	0	0	14	2	17	16		
Masters degrees	Men	23	13	0	21	3	182	6	248	236		
	Women	20	21	0	17	8	384	4	454	429		
	Total	43	34	0	38	11	566	10	702	665		
Post-Masters certificates	Men	0	0	0	0	0	3	0	3	2		
	Women	0	0	0	0	0	6	0	6	3		
	Total	0	0	0	0	0	9	0	9	5		
Doctors degrees	Men	1	2	0	1	0	5	0	9	6		
	Women	0	0	0	0	0	3	1	4	9		
	Total	1	2	0	1	0	8	1	13	15		
<hr/>												
Grand Total Men	46	46	4	47	23	725	21	912				
Grand Total Women	40	53	0	50	39	1116	21	1319				
Grand Total	86	99	4	97	62	1841	42	2231				
<hr/>												
PY Grand Total Men	60	40	5	17	23	687	31	863				
PY Grand Total Women	50	56	5	22	24	1058	30	1245				
PY Grand Total	110	96	10	39	47	1745	61	2108				

GRAND TOTAL BY SECOND MAJOR

99.0000 Summary Grand Totals Award Nonresident Black, non- Indian or Asian American
 Level alien Hispanic Alaskan Native Pacific Islander Hispanic White, non- Race/ethnicity Total PY
 hispanic unknown Total Total

Bachelors degrees 05

Men	1	1	0	0	2	1	9	0	14	20
Women	1	0	0	0	1	4	14	1	21	15
Total	2	1	0	0	3	5	23	1	35	35

Grand Total Men	1	1	0	0	2	1	9	0	14
Grand Total Women	1	0	0	0	1	4	14	1	21
Grand Total	2	1	0	0	3	5	23	1	35

PY Grand Total Men	1	0	0	0	1	0	18	0	20
PY Grand Total Women	0	0	0	0	2	0	13	0	15
PY Grand Total	1	0	0	0	3	0	31	0	35

Program	Level	Gender	Count	Count	Count	Count	Count	Count	Count	Count	Count	Count	Count	Count	Count
16.0901 French Language and Literature	05 Bachelors degrees	Total	0	0	0	1	0	4	0	5					
		Men				1		1		1					
16.0905 Spanish Language and Literature	05 Bachelors degrees	Total	0	0	0	2	0	3	0	5					
		Men				2		4		6					
16.0905 Spanish Language and Literature	05 Bachelors degrees	Total	0	0	0	0	2	3	0	5					
		Men				0		3		1					
16.0905 Spanish Language and Literature	05 Bachelors degrees	Total	0	0	0	0	1	0	1	1					
		Men				0		1		0					
23.0101 English Language and Literature, General	05 Bachelors degrees	Total	0	1	0	0	1	9	0	10					
		Men				1		9		11					
23.0101 English Language and Literature, General	05 Bachelors degrees	Total	0	1	0	1	0	9	1	11					
		Men				1		9		21					
23.0501 Creative Writing	05 Bachelors degrees	Total	0	1	0	0	0	18	1	21					
		Men				1		18		2					
23.1001 Speech and Rhetorical Studies	05 Bachelors degrees	Total	0	0	0	0	0	7	1	7					
		Men				0		7		9					
23.1001 Speech and Rhetorical Studies	05 Bachelors degrees	Total	0	1	0	0	0	4	2	5					
		Men				1		4		5					
24.0102 General Studies	05 Bachelors degrees	Total	0	0	0	0	0	19	0	21					
		Men				0		19		26					
24.0102 General Studies	05 Bachelors degrees	Total	0	0	3	0	0	23	0	26					
		Men				3		23		11					
25.0101 Library Science/Librarianship	05 Bachelors degrees	Total	0	0	0	0	0	11	0	11					
		Men				0		11		4					
25.0101 Library Science/Librarianship	05 Bachelors degrees	Total	0	2	0	0	0	15	0	15					
		Men				2		15		0					
26.0101 Biology/Biological Sciences, General	05 Bachelors degrees	Total	0	1	0	1	2	12	0	14					
		Men				1		12		4					
26.0101 Biology/Biological Sciences, General	05 Bachelors degrees	Total	0	1	0	2	2	27	1	32					
		Men				2		27		13					
26.1201 Biotechnology	05 Bachelors degrees	Total	1	1	0	1	2	6	0	7					
		Men				1		6		20					
26.1201 Biotechnology	05 Bachelors degrees	Total	1	1	0	2	0	16	0	9					
		Men				2		16		7					
27.0101 Mathematics, General	05 Bachelors degrees	Total	0	0	0	1	1	6	0	7					
		Men				1		6		16					
27.0101 Mathematics, General	05 Bachelors degrees	Total	0	0	0	1	1	14	0	2					
		Men				1		14		2					
27.0101 Mathematics, General	05 Bachelors degrees	Total	1	0	0	1	0	2	0	2					
		Men				1		2		4					
30.2001 International/Global Studies	05 Bachelors degrees	Total	5	0	0	1	2	9	1	14					
		Men				1		9		23					
30.2001 International/Global Studies	05 Bachelors degrees	Total	5	0	0	1	2	13	2	0					
		Men				1		13		1					
30.2001 International/Global Studies	05 Bachelors degrees	Total	0	0	0	0	0	1	0	1					
		Men				0		1		1					

30.9999	Multi-/Interdisciplinary Studies, Other	05 Bachelors degrees	1st Women	1	1	1	0	0	1	17	15	0	19
31.0101	Parks, Recreation and Leisure Studies	05 Bachelors degrees	1st Women	0	1	0	0	0	1	32	3	0	36
31.0505	Kinesiology and Exercise Science	05 Bachelors degrees	1st Men	1	1	0	0	0	1	3	6	0	3
38.0101	Philosophy	05 Bachelors degrees	1st Women	0	0	0	0	0	0	10	3	0	4
38.0101	Philosophy	05 Bachelors degrees	1st Men	1	0	0	0	0	1	6	10	0	7
38.0201	Religion/Religious Studies	05 Bachelors degrees	2nd Women	0	0	0	0	0	0	14	24	0	12
40.0501	Chemistry, General	05 Bachelors degrees	1st Women	0	0	0	0	0	1	5	5	0	5
40.0601	Geology/Earth Science, General	05 Bachelors degrees	1st Men	0	0	0	0	0	0	3	8	0	8
40.0801	Physics, General	05 Bachelors degrees	1st Women	0	0	0	0	0	0	3	3	0	3
42.0101	Psychology, General	05 Bachelors degrees	1st Men	0	0	0	0	0	0	2	2	0	2
42.0101	Psychology, General	05 Bachelors degrees	1st Women	1	2	1	1	1	3	15	36	0	19
42.0101	Psychology, General	05 Bachelors degrees	1st Total	1	3	1	1	1	3	51	51	0	60
43.0104	Criminal Justice/Safety Studies	05 Bachelors degrees	2nd Men	0	0	0	0	0	0	2	2	0	2
44.0401	Public Administration	05 Bachelors degrees	1st Women	0	0	0	0	0	0	1	1	0	1
44.0701	Social Work	05 Bachelors degrees	1st Men	1	1	0	0	0	0	3	3	0	3
44.0701	Social Work	05 Bachelors degrees	1st Women	1	2	0	0	0	0	62	61	1	68
44.0701	Social Work	05 Bachelors degrees	1st Total	1	1	0	0	0	0	123	123	1	66
44.0701	Social Work	05 Bachelors degrees	1st Men	1	1	0	0	0	0	4	4	0	4
44.0701	Social Work	05 Bachelors degrees	1st Women	1	1	0	0	0	0	5	5	0	6
44.0701	Social Work	05 Bachelors degrees	1st Total	1	2	0	0	0	0	8	8	0	10
44.0701	Social Work	05 Bachelors degrees	1st Men	1	1	0	0	0	0	1	1	0	1
44.0701	Social Work	05 Bachelors degrees	1st Women	1	1	0	0	0	0	12	12	0	14
44.0701	Social Work	05 Bachelors degrees	1st Total	1	1	0	0	0	0	13	13	0	15
44.0701	Social Work	05 Bachelors degrees	1st Men	1	1	0	0	0	0	11	11	0	12

Program	Degrees	Level	Gender	Count	Count	Count	Count	Count	Count	Count	Count	Count	Count	Count	Count	Count	Count	Count
Management/Personnel Administration, General	degrees	1st	Women	0	1	0	1	1	2	15	0	19	23					
			Total	0	1	0	1	2	19	0	23							
52.1001 Human Resources Management/Personnel Administration, General	05 Bachelors degrees	2nd	Men					1	1	1		1						
			Women					1	1	2		4						
			Total	0	0	0	1	1	1	3	0	5						
52.1201 Management Information Systems, General	05 Bachelors degrees	1st	Men	4	6		6	1	1	40		56						
			Women	2	6		6	1	1	17		22						
			Total	6	6	0	7	1	1	57	1	78						
52.1399 Management Sciences and Quantitative Methods, Other	05 Bachelors degrees	1st	Men		1		1			1		2						
			Women							2		2						
			Total	0	1	0	0	0	0	3	0	4						
52.1401 Marketing/Marketing Management, General	05 Bachelors degrees	1st	Men	3	4		4		4	27		39						
			Women	4	5	1	4		4	49	1	59						
			Total	7	9	1	0	4	4	76	1	98						
52.1401 Marketing/Marketing Management, General	05 Bachelors degrees	2nd	Men							1		1						
			Women							1		1						
			Total	0	0	0	0	0	0	2	0	2						
52.1501 Real Estate	05 Bachelors degrees	1st	Men							2		2						
			Women							2		2						
			Total	0	0	0	0	0	0	2	0	2						
52.1501 Real Estate	05 Bachelors degrees	2nd	Men							1		1						
			Women							1		1						
			Total	0	0	0	0	0	0	1	0	1						
52.1902 Fashion Merchandising	05 Bachelors degrees	1st	Men	0						0		0						
			Women							0		0						
			Total	0	0	0	0	0	0	0	0	0						
52.1902 Fashion Merchandising	05 Bachelors degrees	2nd	Men	1						0		1						
			Women							0		0						
			Total	1	0	0	0	0	0	0	0	1						
54.0101 History, General	05 Bachelors degrees	1st	Men							11		13						
			Women							1		16						
			Total	0	0	0	0	2	2	24	3	29						
13.0501 Educational/Instructional Media Design	06 Postbaccalaureate certificates	1st	Men							6		7						
			Women							6		7						
			Total	0	0	0	0	0	0	6	1	7						
13.1401 Teaching English as Second/Foreign Language/ESL Language Instructor	06 Postbaccalaureate certificates	1st	Men							1		0						
			Women	1						1		2						
			Total	1	0	0	0	0	0	1	1	2						
23.0501 Creative Writing	06 Postbaccalaureate certificates	1st	Men							1		0						
			Women							1		1						
			Total	0	0	0	0	0	0	1	1	1						

Postbaccalaureate certificates		Masters degrees		Post-Masters certificates		Doctors degrees	
Men	Women	Men	Women	Men	Women	Men	Women
22	19	23	20	0	0	1	0
31	32	13	21	0	0	2	0
4	0	0	0	0	0	0	0
25	33	21	17	0	0	1	0
20	31	3	8	0	0	0	0
535	709	182	384	3	6	5	3
15	14	6	4	0	0	0	1
652	838	248	454	3	6	9	6
615	792	236	429	2	3	5	6
1490	1407	702	665	17	12	4	9
16	16	16	16	13	15	13	15

Grand Total Men		Grand Total Women		Grand Total	
46	40	46	53	4	4
47	50	47	97	23	39
725	1116	725	1841	21	21
912	1319	912	2231	31	30
863	1245	863	2108	61	61

GRAND TOTAL BY SECOND MAJOR

99.0000 Summary Grand Totals		Award Level		Nonresident alien		Black, non-Hispanic		Indian or Alaskan Native		Asian or Pacific Islander		Hispanic		White, non-hispanic		Race/ethnicity unknown		Total		PY Total	
Men	Women	Men	Women	Men	Women	Men	Women	Men	Women	Men	Women	Men	Women	Men	Women	Men	Women	Men	Women	Men	Women
1	1	1	1	1	1	1	1	0	0	2	2	1	1	9	9	0	0	14	14	0	0
1	1	1	1	1	1	1	1	0	0	1	1	4	4	14	14	1	1	21	21	1	1
2	2	2	2	2	2	2	2	0	0	3	3	5	5	23	23	1	1	35	35	1	1
Grand Total Men	Grand Total Women	Grand Total Men	Grand Total Women	Grand Total Men	Grand Total Women	Grand Total Men	Grand Total Women	Grand Total Men	Grand Total Women	Grand Total Men	Grand Total Women	Grand Total Men	Grand Total Women	Grand Total Men	Grand Total Women	Grand Total Men	Grand Total Women	Grand Total Men	Grand Total Women	Grand Total Men	Grand Total Women
1	1	1	1	1	1	1	1	0	0	2	2	1	1	9	9	0	0	14	14	0	0
1	1	1	1	1	1	1	1	0	0	1	1	4	4	14	14	1	1	21	21	1	1
2	2	2	2	2	2	2	2	0	0	3	3	5	5	23	23	1	1	35	35	1	1
Grand Total Men	Grand Total Women	Grand Total Men	Grand Total Women	Grand Total Men	Grand Total Women	Grand Total Men	Grand Total Women	Grand Total Men	Grand Total Women	Grand Total Men	Grand Total Women	Grand Total Men	Grand Total Women	Grand Total Men	Grand Total Women	Grand Total Men	Grand Total Women	Grand Total Men	Grand Total Women	Grand Total Men	Grand Total Women
1	1	1	1	1	1	1	1	0	0	2	2	1	1	9	9	0	0	14	14	0	0
1	1	1	1	1	1	1	1	0	0	1	1	4	4	14	14	1	1	21	21	1	1
2	2	2	2	2	2	2	2	0	0	3	3	5	5	23	23	1	1	35	35	1	1

PY Grand Total Men	1	0	0	0	1	0	18	0	20
PY Grand Total Women	0	0	0	0	2	0	13	0	15
PY Grand Total	1	0	0	0	3	0	31	0	35



Integrated Postsecondary Education Data System 2003 - 04

Institution: UNIVERSITY OF NEBRASKA AT OMAHA (181394)(1)

User ID: P31813941

Surveys

Reports

Tools

Help

Logout

Award/Degree Conferred Grand Totals

GRAND TOTAL BY FIRST MAJOR

Award Level	Nonresident alien	Black, non-Hispanic	Indian or Alaskan Native	Asian or Pacific Islander	Hispanic	White, non-hispanic	Race/ethnicity unknown	Total	PY Total
99.0000 Summary Grand Totals									
Bachelors degrees 05	Men	22	31	4	25	20	535	15	652 615
	Women	19	32	0	33	31	709	14	838 792
	Total	41	63	4	58	51	1244	29	1490 1407
Postbaccalaureate certificates 06	Men	0	0	0	0	0	0	0	0 4
	Women	1	0	0	0	0	14	2	17 12
	Total	1	0	0	0	0	14	2	17 16
Masters degrees 07	Men	23	13	0	21	3	182	6	248 236
	Women	20	21	0	17	8	384	4	454 429
	Total	43	34	0	38	11	566	10	702 665
Post-Masters certificates 08	Men	0	0	0	0	0	3	0	3 2
	Women	0	0	0	0	0	6	0	6 3
	Total	0	0	0	0	0	9	0	9 5
Doctors degrees 09	Men	1	2	0	1	0	5	0	9 6
	Women	0	0	0	0	0	3	1	4 9
	Total	1	2	0	1	0	8	1	13 15
<hr/>									
Grand Total Men		46	46	4	47	23	725	21	912
Grand Total Women		40	53	0	50	39	1116	21	1319
Grand Total		86	99	4	97	62	1841	42	2231
<hr/>									
PY Grand Total Men		60	40	5	17	23	687	31	863
PY Grand Total Women		50	56	5	22	24	1058	30	1245
PY Grand Total		110	96	10	39	47	1745	61	2108

GRAND TOTAL BY SECOND MAJOR

99.0000 Summary Grand Totals Award Level Nonresident alien Black, non-Hispanic American Indian or Alaska Native Asian or Pacific Islander Hispanic White, non-Race/ethnicity unknown Total PY Total

Bachelors degrees	05	alien	Hispanic	Alaskan Native	Pacific Islander	Hispanic	White, non-hispanic	Race/ethnicity unknown	Total	PY Total
Men	1	1	0	0	2	1	9	0	14	20
Women	1	0	0	0	1	4	14	1	21	15
Total	2	1	0	0	3	5	23	1	35	35
Grand Total Men	1	1	0	0	2	1	9	0	14	
Grand Total Women	1	0	0	0	1	4	14	1	21	
Grand Total	2	1	0	0	3	5	23	1	35	
PY Grand Total Men	1	0	0	0	1	0	18	0	20	
PY Grand Total Women	0	0	0	0	2	0	13	0	15	
PY Grand Total	1	0	0	0	3	0	31	0	35	



Integrated Postsecondary Education Data System 2003 - 04

Institution: UNIVERSITY OF NEBRASKA AT OMAHA (181394)(1)

User ID: p31813941

Surveys

Reports

Tools

Help

Logout

Award/Degree Conferred Grand Totals

GRAND TOTAL BY FIRST MAJOR

Award Level	Race/Ethnicity										Total	PY Total
	alien	Hispanic	American Indian or Alaska Native	Asian or Pacific Islander	Hispanic	White, non-hispanic	hispanic	unknown	unknown	unknown		
Bachelors degrees 05	Men	22	31	4	25	20	535	15	652	615		
	Women	19	32	0	33	31	709	14	838	792		
	Total	41	63	4	58	51	1244	29	1490	1407		
Postbaccalaureate certificates 06	Men	0	0	0	0	0	0	0	0	4		
	Women	1	0	0	0	0	14	2	17	12		
	Total	1	0	0	0	0	14	2	17	16		
Masters degrees 07	Men	23	13	0	21	3	182	6	248	236		
	Women	20	21	0	17	8	384	4	454	429		
	Total	43	34	0	38	11	566	10	702	665		
Post-Masters certificates 08	Men	0	0	0	0	0	3	0	3	2		
	Women	0	0	0	0	0	6	0	6	3		
	Total	0	0	0	0	0	9	0	9	5		
Doctors degrees 09	Men	1	2	0	1	0	5	0	9	6		
	Women	0	0	0	0	0	3	1	4	9		
	Total	1	2	0	1	0	8	1	13	15		
Grand Total Men												
		46	46	4	47	23	725	21	912			
Grand Total Women												
		40	53	0	50	39	1116	21	1319			
Grand Total												
		86	99	4	97	62	1841	42	2231			
PY Grand Total Men												
		60	40	5	17	23	687	31	863			
PY Grand Total Women												
		50	56	5	22	24	1058	30	1245			
PY Grand Total												
		110	96	10	39	47	1745	61	2108			

GRAND TOTAL BY SECOND MAJOR

99.0000 Summary Grand Totals Award Nonresident Black, non- Indian or Asian American
 Level alien Hispanic Alaskan Native or Pacific Islander Hispanic White, non- Race/ethnicity Total PY
 Total Total Total Total Total Total Total Total Total Total Total Total

Bachelors degrees

05	1	1	0	0	2	1	9	0	14	20
Men	1	1	0	0	1	4	14	1	21	15
Women	1	0	0	0	1	4	14	1	21	15
Total	2	1	0	0	3	5	23	1	35	35

Grand Total Men	1	1	0	0	2	1	9	0	14
Grand Total Women	1	0	0	0	1	4	14	1	21
Grand Total	2	1	0	0	3	5	23	1	35

PY Grand Total Men	1	0	0	0	1	0	18	0	20
PY Grand Total Women	0	0	0	0	2	0	13	0	15
PY Grand Total	1	0	0	0	3	0	31	0	35



Instructions for Completions

Period of report

Report all degrees and other formal awards conferred by your institution between July 1, 2002, and June 30, 2003.

Coverage

Award levels range from postsecondary certificates of less than one year to doctor's degrees. Awards/degrees earned but not yet conferred should be reported in next year's survey. If an individual received two degrees at different levels (e.g., a bachelor's degree at the end of the summer session and a master's degree at the end of the academic year), report each degree in its appropriate classification. Include completions in occupational/vocational programs as well as academic programs.

Exclude from this report -

- Degrees and awards conferred by branches of your institution located in foreign countries
- Honorary degrees and awards

CIP Year Selection

Until use of the 2000 version of the Classification of Instructional Programs (CIP) becomes required in fall 2005 (for completions in academic year 2004-05), you have the option of reporting completions using either the 1990 CIP or CIP2000 to identify the specific programs in which completions are.

NOTE: All 1990 CIPs reported will be converted to CIP2000 when the data are migrated to the IPEDS Peer Analysis System. The following describes how this will work for both options.

If you report using 1990 CIP this year:

- CIP codes you reported data for last year will be preloaded
- Last year's data will be preloaded for comparison to current year submission
- Data you print out from the data collection system using the Survey Forms (Data) option under the Reports menu will be 1990 CIPs
- Data you download from the data collection system using the File Export option under the Tools menu will be 1990 CIPs
- **BUT**, data you view through the IPEDS Peer Analysis System will be CIP2000

If you report using CIP2000 this year:

- You will see no preloaded CIP codes from last year
- You will see no preloaded data from last year
- Data you print out from the data collection system using the Survey Forms (Data) option under the Reports menu will be CIP2000
- Data you download from the data collection system using the File Export option under the Tools menu will be CIP2000
- **AND**, data you view through the IPEDS Peer Analysis System will be CIP2000

The CIP Selection screen will be initially preset for 1990. To change to CIP2000, click on the button to

the left.

It is possible to change your choice at a later time from the CIP Selection screen; **however**, there are several repercussions to this you should consider:

- All actions you have taken including any data will be lost
- If you change from CIP2000 to 1990 CIP, the fields, award levels, and 2nd majors will be loaded, **but** last year's data will not

In addition, users may enter caveats on this page. These are intended to provide users a place to indicate characteristics of the institution which may make applying IPEDS definitions and instructions problematic. The caveats should **not** be used for explanations of edit reports, as there are other locations specifically for that purpose.

After completing this page, click "**Save**".

CIP Selection Screen

While the data collection form has not changed, the method of display for CIP selection has been changed in order to make this easier to navigate. The list of programs has been condensed to one row for each CIP code, with award levels for both 1st major and 2nd major to the right of the name. This list represents all the programs, by their 6-digit CIP code and the corresponding award levels, reported on your institution's previous submission. From this screen you may add or delete 6-digit programs, double majors, and award levels. Please verify this list before proceeding and make necessary changes by following the directions provided below.

Adding new programs - To add a new program, click the '**Search/Add Program**' button at the top of your list of programs. You then have several ways to proceed:

- (a) Enter all or parts of the program name and click the '**Search**' key. This will bring up all the fields and programs with the text in the title. Make your selection from this list.
- (b) As an alternative, you can click the first letter of the name of the program from the menu of letters. For example, if you want to add Philosophy, click the '**P**'. This brings up a list of all fields beginning with P; then select the field name. After this, you may add programs within the field.
- (c) If you know the 2-digit or 4-digit CIP for the broad group of programs, enter the portion of CIP code and click '**Search**' key. This will bring up a list of all the programs within the selected group. After selecting the program, designate the appropriate award level(s).

If no CIP title can be used to describe the program:

- If the program covers two or more CIP codes, use the "General" category (normally xx.0101); or
- Use the "Other" code (xx.9999 or xx.xx99) if no appropriate CIP code is listed.

DO NOT develop any other new CIP code numbers.

Deleting a program - If your institution no longer offers a specific program at **any** award level, click on the '**Delete program**' icon. A field or program should **NOT** be deleted if you expect to report completions for it in future years. See "CIP Data" for programs with no completions for the reporting year.

You will have to confirm any deletions before they are actually effected.

Adding/deleting award level or 2nd major - If for a given program you need to add or delete one or more award levels or 2nd majors, click on the '**Add/Delete Award Levels**' icon. This activates a pop-up window with all the possible award levels and two columns of boxes, one for 1st majors and the other for 2nd majors. The initial check marks reflect what was reported the previous year. If awards were conferred in this program for the current collection at an award level not indicated, click the corresponding box (either 1st or 2nd major). If your institution no longer awards degrees/certificates at an award level and expects not to award at that level in the future, or no longer awards a 2nd major at

the level, un-click the box. **NOTE:** If a 1st major is deleted for an award level that also had 2nd major checked, the 2nd major will be automatically deleted also. This also removes any degree counts already entered.

Once you have made all the necessary changes, click the '**Save**' button and the changes will be reflected on the selection screen.

In order to begin entering completions data, click on the award level number for the appropriate 1st or 2nd major and award level. This will bring up a CIP Data page.

SPECIAL INSTRUCTIONS

Report all master's degrees using Award Level 7, except for the Master of Divinity degree which is classified as first-professional (Award Level 10).

NOTE - Even though the master's degree is required in some fields (e.g., Library Science, Hospital Administration, or Social Work) for employment at the professional level, as in the case of Social Work, where four years of undergraduate work are required for entrance into the program and an additional two years for completion, these are to be reported as Award Level 7.

Post-master's certificates (Award Level 8) should include, but not be limited to, recognition granted to students who have completed all but their dissertation (ABDs) and thus are not seeking the doctor's degree, Candidate in Philosophy, and Specialist in Education (Ed. S.).

Classification of degrees according to major field of study (The examples below use the 1990 CIP, but the same logic applies if using CIP2000.)

- **Specific Classification** - Classify degrees and awards as specifically as the list of CIP programs permits. Thus, report a bachelor's degree in Business Administration with a business economics major in Business/Managerial Economics (52.0601), not in Business, General (52.0101).
- **Degree of Doctor of Philosophy** - Classify the Doctor of Philosophy degree according to the student's major field of study. Thus, a Ph.D. in chemistry should be reported as a degree in chemistry, not as one in philosophy.
- **Majors of Students Prepared to Teach** - The general rule is to classify degrees according to the major area of specialization. This means that degrees to students who may be qualified to teach an academic subject (such as English, biology, or foreign languages) but did not pursue a program solely for the purpose of teaching, should be reported in English Language and Literature/Letters (23.xxxx), Biological Sciences/Life Sciences (26.xxxx), and Foreign Languages and Literatures (16.xxxx) respectively, not in Education (13.xxxx). On the other hand, the degrees of students who have completed a program that is specifically preparing them to teach special subjects (such as agriculture, art, music, etc.) should be reported in Agricultural Teacher Education (Vocational) (13.1301), Art Teacher Education (13.1302), Music Teacher Education (13.1312), etc.
- **Split Majors** - When a student graduates with a split major, report the award in the area of greater specialization, if possible. Otherwise, the award should be reported in the program closest to the combination. If neither of these approaches can be used, the award should be reported as follows:
 - If the split major involves two program specialties within the same program category, use the "General" or "Multiple emphasis" program specialty. For example, a split major involving two languages should be reported in Foreign Languages and Literatures, General (16.0101); a major in history and political science should be reported under Social Sciences, General (45.0101).
 - If the split major involves program specialties from different program categories, the award should be reported under the one of greater specialization.
- **Double Majors** - When a student receives a single degree with majors in two (or more) program specialties, report the degree in one program (1st major); you should report the second program specialty as a "second major." As with the other degrees/awards, those programs for which your institution reported 2nd majors the previous year will already be indicated on the selection screen. To make changes in second majors for a program, click the '**Add/Delete Award Levels**' icon.

NOTE: Second majors may only be reported for associate's, bachelor's, master's, and/or doctor's degrees.

- **Two Degrees** - If a student actually receives two degrees based on two independent courses of study, (e.g., one in Business and Management and one in Foreign Languages), report each degree under the appropriate program category.
- **Arts and Sciences or General Programs Not Organized in Occupational Curriculums** - These are certificates or degrees based on less than four years of work in the arts and sciences or general programs not organized in occupational curriculums. Such awards should be reported under one of the Liberal Arts and Sciences, General Studies and Humanities (24.01xx) programs.
- **First-professional degrees** - First-professional degrees (Award Level 10) may be reported for the following program specialties:
 - Chiropractic (D.C., D.C.M.) (51.0101)
 - Dentistry (D.D.S., D.M.D.) (51.0401)
 - Medicine (M.D.) (51.1201)
 - Optometry (O.D.) (51.1701)
 - Osteopathic Medicine (D.O.) (51.1901)
 - Pharmacy (Pharm.D.) (51.2001)*
 - Podiatry (D.P.M., D.P., Pod.D.) (51.2101)
 - Veterinary Medicine (D.V.M.) (51.2401)
 - Law (L.L.B., J.D.) (22.0101)
 - Theology (M.Div., M.H.L., B.D., or Ordination) (39.0602, 39.0603, or 39.0605)

* NOTE - Report the Bachelor of Pharmacy degree as CIP 51.2001, Award Level 5. All other CIP codes listed above should only be used to report first-professional degrees. See Glossary for definition of first-professional.

- **General Majors** - The term "general major" is used to designate diversified curriculums within an area of study. Ordinarily, degrees based on a general major should be reported in one of the "general" programs.
- **Multi/Interdisciplinary Studies** - These refer to fields of study that represent two or more broad program categories; e.g., Mathematics and Computer Science (30.0801). These are found within the 2-digit CIP "30". If reporting awards under similar fields of study that are not in the current CIP listing, use "30.9999", making sure to specify the exact name of the multi/interdisciplinary study.

CIP Data Screens

Award Levels

Below the baccalaureate -

1 - Postsecondary award, certificate, or diploma of less than one academic year (less than 900 contact or clock hours)

2 - Postsecondary award, certificate, or diploma of at least one but less than two academic years (at least 900 but less than 1800 contact or clock hours)

3 - Associate's degree

4 - Postsecondary award, certificate, or diploma of at least two but less than four academic years (at least 1800 contact or clock hours)

(One academic year equals 30 semester credit hours or its equivalent, or 900 contact or clock hours.)

Baccalaureate and above -

5 - Bachelor's degree

6 - Postbaccalaureate certificate

7 - Master's degree

8 - Post-master's certificate

9 - Doctor's degree

10 - First-professional degree

11 - First-professional certificate (Post-degree)

Each program/award level on the selection screen (including 1st and 2nd majors where selected) has a corresponding CIP Data screen. At the top are the CIP code and name of the program, followed by the award level and 1st/2nd major of the current screen on the next line.

Programs with completions - Enter the number of awards conferred during the reporting period in the appropriate boxes (see Reporting Students by Racial/Ethnic Category and Gender). To the right of

each data entry cell, the corresponding number from your institution's previous submission is displayed in red.

Programs with no completions - If there were no completions in a particular program/award level but your institution still offers the program at that level, enter a zero in at least one box on the data page. Do not delete a program/award level if you expect to have completions in future years.

NOTE: All awards must be reported as whole numbers. Do not report fractions of an award.

Once all the awards for this program and award level have been entered, review the data for accuracy. When you are satisfied with the data, click the **'Verify & Save'** button. This will generate the total men and women for the current year. If no edit icons appear, there are several options for proceeding.

- You may click the **'Next Screen'** button, and the system will bring up the next screen in the following order: (1) the 2nd major for the current CIP/award level if one was designated; (2) the next award level for this program; or (3) the next program in the list of CIP codes on the left.
- You may go directly to another program or field by clicking on the appropriate CIP code on the left. In this case, the first award level for that CIP will appear.
- You may click on the **'Selection screen'** at the top of the list of CIP codes. This will return you to the Selection Screen page.

On the last program/award level screen (based on CIP code and award level) after entering and saving the data, you may browse and/or print the totals by gender, award level, and race/ethnicity by clicking the **'Summary Report'** button. When you are satisfied, click the **'Proceed'** button which will return you to the CIP Selection screen.

Reporting Students by Racial/Ethnic Category and Gender

This information is being collected in compliance with Title VI of the Civil Rights Act of 1964 and Title IX of the Education Amendments of 1972 and Sec. 421(a)(1) of the Carl D. Perkins Vocational Education Act.

Method of collection - The manner of collecting racial/ethnic information is left to the discretion of the institution provided that the system which is established results in reasonably accurate data, which may be replicated by others when the same documented system is utilized. One acceptable method is a properly controlled system of post-enrollment self-identification by students. If a self-identification method is utilized, a verification procedure to ascertain the completeness and accuracy of student submissions should also be employed.

Assignment to categories - For the purpose of this report, a student may be included in the group to which he or she appears to belong, identifies with, or is regarded in the community as belonging. However, no person may be counted in more than one racial/ethnic category. Racial/ethnic designations are requested only for United States citizens, resident aliens, and other eligible non-citizens.

Racial/ethnic descriptions - Racial/ethnic designations as used in this survey do not denote scientific definitions of anthropological origins. The categories are -

- **Black, non-Hispanic** - A person having origins in any of the black racial groups of Africa (except those of Hispanic origin).
- **American Indian/Alaska Native** - A person having origins in any of the original peoples of North America and who maintains cultural identification through tribal affiliation or community recognition.
- **Asian/Pacific Islander** - A person having origins in any of the original peoples of the Far East, Southeast Asia, the Indian Subcontinent, or Pacific Islands. This includes people from China, Japan, Korea, the

Philippine Islands, American Samoa, India, and Vietnam.

- **Hispanic** - A person of Mexican, Puerto Rican, Cuban, Central or South American, or other Spanish culture or origin, regardless of race.
- **White, non-Hispanic** - A person having origins in any of the original peoples of Europe, North Africa, or the Middle East (except those of Hispanic origin).

Other descriptive categories

- **Nonresident alien** - A person who is not a citizen or national of the United States and who is in this country on a visa or temporary basis and does not have the right to remain indefinitely.
NOTE - Nonresident aliens are to be reported separately, in the boxes provided, rather than included in any of the five racial/ethnic categories. **Resident aliens** and other eligible (for financial aid purposes) non-citizens who are not citizens or nationals of the United States and who have been admitted as legal immigrants for the purpose of obtaining permanent resident alien status (and who hold either an alien registration card (Form I-551 or I-151), a Temporary Resident Card (Form I-688), or an Arrival-Departure Record (Form I-94) with a notation that conveys legal immigrant status such as Section 207 Refugee, Section 208 Asylee, Conditional Entrant Parolee or Cuban-Haitian) are to be reported in the appropriate racial/ethnic categories along with United States citizens.
- **Race/ethnicity unknown** - This category is used **ONLY** if the student did not select a racial/ethnic designation, **AND** the postsecondary institution finds it impossible to place the student in one of the racial/ethnic categories during established enrollment procedures or in any post-enrollment identification or verification process.



Integrated Postsecondary Education Data System 2003 - 04

Institution: UNIVERSITY OF NEBRASKA AT OMAHA (181394)(1)

User ID: P31813941

Surveys

Reports

Tools

Help

Logout

Completions Survey

Using 2000 CIP version (Change CIP version) - 1990 CIP List

- To enter data, click on an Award level for a program. If you have no programs listed, you must add them in order to enter data.
To add a program, click on Search/Add program. You can search by program name or CIP code.
When you have completed your data entry, click on Surveys on the top menu bar, and then click Perform Edits, view your Edit Report, and continue in order to Lock your data.

Search/Add Program

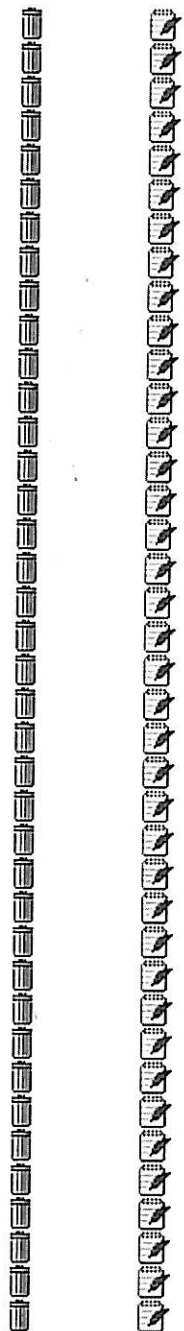
View Award levels

Instructions

View Summary Report

Table with columns: CIP code, Programs Description, Award levels (1st major, 2nd major), Programs Delete, Add/Delete Program, Award Levels. Lists various CIP codes and their corresponding award levels.

40.0501	Chemistry, General	■ 5		
40.0601	Geology/Earth Science, General	■ 5		
40.0801	Physics, General	■ 5		
42.0101	Psychology, General	■ 5, ■ 7	■ 5	
42.0901	Industrial and Organizational Psychology	■ 7		
42.1701	School Psychology	■ 7, ■ 8		
43.0104	Criminal Justice/Safety Studies	■ 5, ■ 7, ■ 9		
44.0401	Public Administration	■ 5, ■ 7, ■ 9		
44.0701	Social Work	■ 5, ■ 7		
45.0701	Geography	■ 5, ■ 7	■ 5	
45.1001	Political Science and Government, General	■ 5, ■ 7	■ 5	
45.1101	Sociology	■ 5, ■ 7		
49.0101	Aeronautics/Aviation/Aerospace Science and Technology, General	■ 5		
49.0104	Aviation/Airway Management and Operations	■ 5		
50.0501	Drama and Dramatics/Theatre Arts, General	■ 5		
50.0701	Art/Art Studies, General	■ 5		
50.0702	Fine/Studio Arts, General	■ 5		
50.0703	Art History, Criticism and Conservation	■ 5		
50.0901	Music, General	■ 7		
50.0903	Music Performance, General	■ 5		
50.0904	Music Theory and Composition	■ 5		
50.0907	Piano and Organ	■ 5		
50.0908	Voice and Opera	■ 5		
50.0911	Violin, Viola, Guitar and Other Stringed Instruments	■ 5		
51.1504	Community Health Services/Liaison/Counseling	■ 5		
51.2201	Public Health, General (MPH, DPH)	■ 7		
52.0201	Business Administration and Management, General	■ 5, ■ 7	■ 5	
52.0301	Accounting	■ 5, ■ 7		
52.0601	Business/Managerial Economics	■ 5, ■ 7	■ 5	
52.0703	Small Business Administration/Management	■ 5	■ 5	
52.0801	Finance, General	■ 5	■ 5	
52.0803	Banking and Financial Support Services	■ 5	■ 5	
52.1001	Human Resources Management/Personnel Administration, General	■ 5	■ 5	
52.1201	Management Information Systems, General	■ 5, ■ 7		
52.1399	Management Sciences and Quantitative Methods, Other	■ 5		
52.1401	Marketing/Marketing Management, General	■ 5	■ 5	
52.1501	Real Estate	■ 5	■ 5	
52.1902	Fashion Merchandising	■ 5	■ 5	
54.0101	History, General	■ 5, ■ 7		





Surveys

Reports

Tools

Help

Logout

Award/Degree Conferred Grand Totals

GRAND TOTAL BY FIRST MAJOR

99.0000 Summary Grand Totals Level	Award nonresident alien	Black,non-Hispanic	Asian Indian or Alaskan Native	or Pacific Islander	Hispanic	White,non-hispanic	Race/ethnicity unknown	PY Total
Bachelors degrees 05								
Men	22	31	4	25	20	535	15	652
Women	19	32	0	33	31	709	14	838
Total	41	63	4	58	51	1244	29	1490
Postbaccalaureate certificates 06								
Men	0	0	0	0	0	0	0	0
Women	1	0	0	0	0	14	2	17
Total	1	0	0	0	0	14	2	17
Masters degrees 07								
Men	23	13	0	21	3	182	6	248
Women	20	21	0	17	8	384	4	454
Total	43	34	0	38	11	566	10	702
Post-Masters certificates 08								
Men	0	0	0	0	0	3	0	3
Women	0	0	0	0	0	6	0	6
Total	0	0	0	0	0	9	0	9
Doctors degrees 09								
Men	1	2	0	1	0	5	0	9
Women	0	0	0	0	0	3	1	4
Total	1	2	0	1	0	8	1	13

Grand Total Men	46	46	4	47	23	725	21	912
Grand Total Women	40	53	0	50	39	1116	21	1319
Grand Total	86	99	4	97	62	1841	42	2231

PY Grand Total Men	60	40	5	17	23	687	31	863
PY Grand Total Women	50	56	5	22	24	1058	30	1245
PY Grand Total	110	96	10	39	47	1745	61	2108

GRAND TOTAL BY SECOND MAJOR

99.0000 Summary Grand Totals		Award Level	Nonresident alien	Black, non-Hispanic	Indian or Alaskan Native	Asian or Pacific Islander	Hispanic	White, non-hispanic	Race/ethnicity unknown	PY Total
Bachelors degrees		05								
	Men		1	1	0	2	1	9	0	14
	Women		1	0	0	1	4	14	1	21
	Total		2	1	0	3	5	23	1	35
Grand Total Men			1	1	0	2	1	9	0	14
Grand Total Women			1	0	0	1	4	14	1	21
Grand Total			2	1	0	3	5	23	1	35
PY Grand Total Men			1	0	0	1	0	18	0	20
PY Grand Total Women			0	0	0	2	0	13	0	15
PY Grand Total			1	0	0	3	0	31	0	35

CIPCODE	Award Level	Major	Sex	Nonresident alien	Black,non-Hispanic	American Indian or Alaskan Native	Asian or Pacific Islander	Hispanic	White,non-hispanic	Race/ethnicity unknown	Total	
												Men
03.0103 Environmental Studies	05 Bachelors degrees	1st	Men	0	0	0	0	1	8	0	8	
			Women	0	0	0	0	1	6	0	6	
			Total	0	0	0	0	1	14	0	0	15
05.0201 African-American/Black Studies	05 Bachelors degrees	1st	Men	0	1	0	0	0	0	0	1	
			Women	0	1	0	0	0	0	0	0	1
			Total	0	1	0	0	0	0	0	0	1
05.0207 Women's Studies	05 Bachelors degrees	1st	Men	0	0	0	0	0	1	0	0	
			Women	0	0	0	0	0	1	0	0	1
			Total	0	0	0	0	0	1	0	0	1
09.0101 Communication Studies/Speech Communication and Rhetoric	05 Bachelors degrees	1st	Men	0	1	0	1	0	5	0	6	
			Women	0	1	0	1	4	0	0	6	
			Total	0	2	0	1	0	9	0	0	12
09.0401 Journalism	05 Bachelors degrees	1st	Men	0	2	0	4	0	19	1	20	
			Women	0	2	0	4	36	3	0	45	
			Total	0	2	0	4	55	4	0	65	
09.0402 Broadcast Journalism	05 Bachelors degrees	1st	Men	0	1	0	1	0	11	1	14	
			Women	0	1	0	1	11	1	0	12	
			Total	0	1	0	1	22	2	0	26	
11.0701 Computer Science	05 Bachelors degrees	1st	Men	3	0	0	4	0	42	2	51	
			Women	3	0	0	2	7	0	0	12	
			Total	6	0	0	6	49	2	0	63	
13.1012 Education/Teaching Individuals - Speech or Language Impairments	05 Bachelors degrees	1st	Men	0	0	0	0	0	9	0	9	
			Women	0	0	0	0	9	0	0	9	
			Total	0	0	0	0	9	0	0	9	
13.1202 Elementary Education and Teaching	05 Bachelors degrees	1st	Men	2	1	1	3	6	125	0	135	
			Women	2	1	1	3	6	134	0	147	
			Total	2	1	1	3	1	23	2	2	28
13.1205 Secondary Education and Teaching	05 Bachelors degrees	1st	Men	0	1	0	2	1	33	2	35	
			Women	0	1	0	2	56	2	0	63	
			Total	0	1	0	2	4	7	0	0	11
13.1312 Music Teacher Education	05 Bachelors degrees	1st	Men	0	0	0	0	0	11	0	11	
			Women	0	0	0	0	3	0	0	4	
			Total	0	0	0	0	11	0	0	0	11
13.1314 Physical Education Teaching and Coaching	05 Bachelors degrees	1st	Men	0	0	1	0	0	3	0	4	
			Women	0	0	0	0	1	0	0	1	
			Total	0	0	1	0	3	0	0	0	1

Program	Degree	Level	Total	Men	Women	0	1	2	3	4	5
16.0901 French Language and Literature	05 Bachelors degrees	Total	0	0	0	0	1	0	0	4	0
		Men								1	1
		Women				2			3		5
16.0905 Spanish Language and Literature	05 Bachelors degrees	Total	0	0	0	0	2	0	0	4	0
		Men					1				1
		Women				1		3			4
16.0905 Spanish Language and Literature	05 Bachelors degrees	Total	0	0	0	0	0	2	3	3	0
		Men					1				1
		Women				0		1	2	3	0
23.0101 English Language and Literature, General	05 Bachelors degrees	Total	0	0	0	0	0	1	0	0	0
		Men									1
		Women				1		9		9	10
23.0501 Creative Writing	05 Bachelors degrees	Total	0	0	0	0	0	0	0	0	0
		Men									1
		Women				0		6		1	7
23.1001 Speech and Rhetorical Studies	05 Bachelors degrees	Total	0	0	0	0	0	0	0	0	0
		Men									2
		Women				1		7		2	9
24.0102 General Studies	05 Bachelors degrees	Total	0	0	0	0	0	0	0	0	0
		Men									5
		Women				2		19		21	26
25.0101 Library Science/Librarianship	05 Bachelors degrees	Total	0	0	0	0	0	0	0	0	0
		Men									11
		Women				2		4		4	4
26.0101 Biology/Biological Sciences, General	05 Bachelors degrees	Total	0	0	0	0	0	0	0	0	0
		Men									14
		Women				1		27		32	32
26.1201 Biotechnology	05 Bachelors degrees	Total	0	0	0	0	3	2	1	1	46
		Men									13
		Women				1		6		7	7
27.0101 Mathematics, General	05 Bachelors degrees	Total	1	1	0	0	2	0	0	16	20
		Men									9
		Women				1		8		7	7
27.0101 Mathematics, General	05 Bachelors degrees	Total	0	0	0	0	1	1	14	0	16
		Men									2
		Women				1		1		2	2
30.2001 International/Global Studies	05 Bachelors degrees	Total	1	0	0	0	1	0	0	0	4
		Men									9
		Women				2		4		1	14
30.2001 International/Global Studies	05 Bachelors degrees	Total	2	0	0	0	1	2	13	2	23
		Men									0
		Women				0		1		1	1
30.2001 International/Global Studies	05 Bachelors degrees	Total	0	0	0	0	0	0	0	0	0
		Men									1
		Women				0		1		0	1

30.9999	05	1st	Men	1	1	17	19
Multi-/Interdisciplinary Studies, Other	Bachelors degrees	1st	Women	1	1	15	17
			Total	2	2	32	36
31.0101	05	1st	Men	1	3	3	3
Parks, Recreation and Leisure Studies	Bachelors degrees	1st	Women	1	3	3	4
			Total	2	6	6	7
31.0505	05	1st	Men	1	10	12	12
Kinesiology and Exercise Science	Bachelors degrees	1st	Women	1	14	14	14
			Total	2	24	24	26
38.0101	05	1st	Men	0	5	5	5
Philosophy	Bachelors degrees	1st	Women	0	3	3	3
			Total	0	8	8	8
38.0101	05	2nd	Men	1	1	1	1
Philosophy	Bachelors degrees	2nd	Women	0	0	0	0
			Total	1	1	1	1
38.0201	05	1st	Men	0	2	2	2
Religion/Religious Studies	Bachelors degrees	1st	Women	0	2	2	2
			Total	0	4	4	4
40.0501	05	1st	Men	0	2	2	2
Chemistry, General	Bachelors degrees	1st	Women	0	1	1	1
			Total	0	3	3	3
40.0601	05	1st	Men	0	2	2	3
Geology/Earth Science, General	Bachelors degrees	1st	Women	0	1	1	3
			Total	0	3	3	4
40.0801	05	1st	Men	0	1	1	1
Physics, General	Bachelors degrees	1st	Women	0	1	1	1
			Total	0	2	2	2
42.0101	05	1st	Men	1	15	19	19
Psychology, General	Bachelors degrees	1st	Women	2	36	36	41
			Total	3	51	51	60
42.0101	05	2nd	Men	0	2	2	2
Psychology, General	Bachelors degrees	2nd	Women	0	1	1	1
			Total	0	3	3	3
43.0104	05	1st	Men	0	62	68	68
Criminal Justice/Safety Studies	Bachelors degrees	1st	Women	1	61	61	66
			Total	1	123	123	134
44.0401	05	1st	Men	1	3	4	4
Public Administration	Bachelors degrees	1st	Women	1	5	5	6
			Total	2	8	8	10
44.0701	05	1st	Men	0	1	1	1
Social Work	Bachelors degrees	1st	Women	1	12	12	14
			Total	1	13	13	15
			Men	1	11	11	12

Program	Level	Year	Bachelors degrees	1st	Women Total	Men	Total	0	0	0	0	0	0	0	2	3	1	0	1	0	0	2
50.0908	Voice and Opera		Bachelors degrees	1st	Women Total	Men	Total	0	0	0	0	0	0	0	2	3	1	0	1	0	2	
50.0911	Violin, Viola, Guitar and Other Stringed Instruments		Bachelors degrees	1st	Women Total	Men	Total	0	0	0	0	0	0	0	3	1	0	0	1	0	3	
51.1504	Community Health Services/Liaison/Counseling		Bachelors degrees	1st	Women Total	Men	Total	0	0	0	0	0	0	0	1	1	0	0	1	0	1	
52.0201	Business Administration and Management, General		Bachelors degrees	1st	Women Total	Men	Total	1	1	2	2	1	2	2	21	17	24	2	17	22	24	
52.0201	Business Administration and Management, General		Bachelors degrees	2nd	Women Total	Men	Total	0	0	0	3	3	3	2	2	5	2	0	2	5	5	
52.0301	Accounting		Bachelors degrees	1st	Women Total	Men	Total	1	1	2	1	4	1	24	14	32	1	1	2	1	18	
52.0601	Business/Managerial Economics		Bachelors degrees	1st	Women Total	Men	Total	1	1	2	3	4	1	38	4	50	2	2	2	6	6	
52.0601	Business/Managerial Economics		Bachelors degrees	2nd	Women Total	Men	Total	0	0	0	0	0	0	6	2	9	0	0	0	0	9	
52.0703	Small Business Administration/Management		Bachelors degrees	1st	Women Total	Men	Total	0	0	1	1	0	0	1	1	1	1	1	1	1	1	
52.0703	Small Business Administration/Management		Bachelors degrees	2nd	Women Total	Men	Total	0	0	0	0	0	0	0	1	1	0	0	1	0	0	
52.0801	Finance, General		Bachelors degrees	1st	Women Total	Men	Total	3	3	3	4	3	4	34	28	38	1	1	1	1	38	
52.0801	Finance, General		Bachelors degrees	2nd	Women Total	Men	Total	0	1	0	1	0	0	1	2	2	3	0	3	0	5	
52.0803	Banking and Financial Support Services		Bachelors degrees	1st	Women Total	Men	Total	0	0	0	0	0	0	0	0	0	0	0	0	0	0	
52.0803	Banking and Financial Support Services		Bachelors degrees	2nd	Women Total	Men	Total	0	0	0	0	0	0	1	1	1	0	0	1	0	1	
52.1001	Human Resources		Bachelors		Women Total	Men	Total	0	0	0	0	0	0	1	1	4	0	0	0	0	4	

Management/Personnel Administration, General	degrees	1st	Women	1	0	1	2	15	19
			Total	1	0	1	2	19	23
52.1001	05 Bachelors degrees	2nd	Men					1	1
Human Resources Management/Personnel Administration, General			Women			1	1	2	4
			Total	0	0	1	1	3	5
52.1201	05 Bachelors degrees	1st	Men	6	4	6	1	40	56
Management Information Systems, General			Women	2	2	1	1	17	22
			Total	6	6	7	1	57	78
52.1399	05 Bachelors degrees	1st	Men	1				1	2
Management Sciences and Quantitative Methods, Other			Women					2	2
			Total	1	0	0	0	3	4
52.1401	05 Bachelors degrees	1st	Men	4	3	1	4	27	39
Marketing/Marketing Management, General			Women	5	4			49	59
			Total	9	7	1	4	76	98
52.1401	05 Bachelors degrees	2nd	Men					1	1
Marketing/Marketing Management, General			Women					1	1
			Total	0	0	0	0	2	2
52.1501	05 Bachelors degrees	1st	Men					2	2
Real Estate			Women						0
			Total	0	0	0	0	2	2
52.1501	05 Bachelors degrees	2nd	Men						0
Real Estate			Women					1	1
			Total	0	0	0	0	1	1
52.1902	05 Bachelors degrees	1st	Men					0	0
Fashion Merchandising			Women						0
			Total	0	0	0	0	0	0
52.1902	05 Bachelors degrees	2nd	Men						1
Fashion Merchandising			Women						0
			Total	1	1	0	0	0	1
54.0101	05 Bachelors degrees	1st	Men					11	13
History, General			Women					13	16
			Total	0	0	0	2	24	29
13.0501	06 Postbaccalaureate certificates	1st	Men					6	7
Educational/Instructional Media Design			Women					6	7
			Total	0	0	0	0	6	7
13.1401	06 Postbaccalaureate certificates	1st	Men						0
Teaching English as Second/Foreign Language/ESL Language Instructor			Women	1	1			1	2
			Total	1	1	0	0	1	2
23.0501	06 Postbaccalaureate certificates	1st	Men						0
Creative Writing			Women					1	1
			Total	0	0	0	0	1	1

Code	Program	Level	Men	Women	Total	Men	Women	Total	Men	Women	Total	Men	Women	Total	Men	Women	Total	Men	Women	Total
06	30.1101 Gerontology	Postbaccalaureate certificates	0	0	0	0	0	0	0	0	0	6	1	7	0	0	0	0	0	0
07	09.0101 Communication Studies/Speech Communication and Rhetoric	Masters degrees 1st	1	2	3	4	7	11	0	0	0	3	4	7	0	0	0	0	0	0
07	11.0701 Computer Science	Masters degrees 1st	2	7	9	2	5	7	0	0	0	2	3	5	0	0	0	0	0	0
07	13.0401 Educational Leadership and Administration, General	Masters degrees 1st	2	4	6	3	4	7	0	0	0	27	1	28	0	0	0	0	0	0
07	13.1001 Special Education and Teaching, General	Masters degrees 1st	0	0	0	0	0	0	0	0	0	4	0	4	0	0	0	0	0	0
07	13.1005 Education/Teaching of Individuals with Emotional Disturbances	Masters degrees 1st	0	0	0	0	0	0	0	0	0	1	2	3	0	0	0	0	0	0
07	13.1006 Education/Teaching of Individuals with Mental Retardation	Masters degrees 1st	0	0	0	0	0	0	0	0	0	1	1	2	0	0	0	0	0	0
07	13.1011 Education/Teaching Individuals - Specific Learning Disabilities	Masters degrees 1st	0	0	0	0	0	0	0	0	0	1	1	2	0	0	0	0	0	0
07	13.1012 Education/Teaching Individuals - Speech or Language Impairments	Masters degrees 1st	0	0	0	0	0	0	0	0	0	15	0	15	0	0	0	0	0	0
07	13.1101 Counselor Education/School Counseling and Guidance Services	Masters degrees 1st	0	2	2	2	1	3	0	0	0	6	1	7	0	0	0	0	0	0
07	13.1202 Elementary Education and Teaching	Masters degrees 1st	0	5	5	5	1	6	0	0	0	50	0	50	0	0	0	0	0	0
07	13.1205 Secondary Education and Teaching	Masters degrees 1st	1	1	2	1	1	2	1	1	2	23	0	25	0	0	0	0	0	0
07	13.1315 Reading Teacher Education	Masters degrees 1st	0	0	0	0	0	0	0	0	0	22	0	22	0	0	0	0	0	0
07			0	0	0	0	0	0	0	0	0	24	0	24	0	0	0	0	0	0
												3		3						

Code	Program	Award Level	Masters degrees 1st	Women 1st	Men 1st	Total 1st	Nonresident alien	Black, non-Hispanic	American Indian or Alaskan Native	Asian or Pacific Islander	Hispanic	White, non-hispanic unknown	Total	PY
50.0901	Music, General	Masters degrees	1	1	0	1	0	0	0	0	0	4	6	
		Women Total	2	3	0	5	0	0	0	0	0	7	12	
		Men											0	
51.2201	Public Health, General (MPH, DPH)	Masters degrees 1st	0	0	0	0	0	0	0	0	0	1	1	
		Women Total	7	4	0	11	2	2	0	0	0	58	73	
		Men	6	2	0	8	3	3	0	0	0	59	70	
52.0201	Business Administration and Management, General	Masters degrees 1st	13	6	0	19	5	2	0	0	2	117	143	
		Men					1	0	0	0	0	2	3	
52.0301	Accounting	Masters degrees 1st	0	0	0	0	1	0	0	0	0	2	2	
		Women Total	1	1	0	2	1	1	0	0	0	2	3	
		Men	1	0	0	1	2	2	0	0	0	2	5	
52.0601	Business/Managerial Economics	Masters degrees 1st	2	0	0	2	3	0	0	0	0	2	2	
		Women Total	7	1	0	8	9	1	0	0	1	11	11	
		Men	1	0	0	1	2	2	0	0	0	4	7	
52.1201	Management Information Systems, General	Masters degrees 1st	8	1	0	9	11	1	0	0	1	15	15	
		Men										5	5	
54.0101	History, General	Masters degrees 1st	0	0	0	0	1	0	0	0	0	3	3	
		Women Total	0	0	0	0	1	1	0	0	0	8	8	
		Men	0	0	0	0	0	0	0	0	0	2	2	
13.0401	Educational Leadership and Administration, General	Post-Masters certificates	0	0	0	0	0	0	0	0	0	2	2	
		Men										1	1	
		Women	0	0	0	0	0	0	0	0	0	6	6	
42.1701	School Psychology	Post-Masters certificates	0	0	0	0	0	0	0	0	0	7	7	
		Men										3	3	
		Women	0	1	0	1	0	0	0	0	0	2	2	
13.0401	Educational Leadership and Administration, General	Doctors degrees	0	1	0	1	0	0	0	0	0	5	6	
		Men										2	2	
		Women	0	0	0	0	0	0	0	0	0	1	1	
43.0104	Criminal Justice/Safety Studies	Doctors degrees	0	0	0	0	0	0	0	0	0	3	3	
		Men	1	1	0	2	1	0	0	0	0	1	1	
		Women	1	0	0	1	0	0	0	0	0	2	2	
44.0401	Public Administration	Doctors degrees	1	1	0	2	1	0	0	0	0	0	0	
		Men										0	0	
		Women	1	1	0	2	1	0	0	0	0	0	0	

GRAND TOTAL BY FIRST MAJOR

99.0000 Summary Grand Totals	Award Level	Nonresident alien	Black, non-Hispanic	American Indian or Alaskan Native	Asian or Pacific Islander	Hispanic	White, non-hispanic unknown	Total	PY
Bachelors degrees	05								
		1	0	0	0	1	0	0	3

Postbaccalaureate certificates	Men	22	31	4	25	20	535	15	652	615
	Women	19	32	0	33	31	709	14	838	792
	Total	41	63	4	58	51	1244	29	1490	1407
Masters degrees	Men	0	0	0	0	0	0	0	0	4
	Women	1	0	0	0	0	14	2	17	12
	Total	1	0	0	0	0	14	2	17	16
Post-Masters certificates	Men	23	13	0	21	3	182	6	248	236
	Women	20	21	0	17	8	384	4	454	429
	Total	43	34	0	38	11	566	10	702	665
Doctors degrees	Men	0	0	0	0	0	3	0	3	2
	Women	0	0	0	0	0	6	0	6	3
	Total	0	0	0	0	0	9	0	9	5
99.0000 Summary Grand Totals	Men	1	2	0	1	0	5	0	9	6
	Women	0	0	0	0	0	3	1	4	9
	Total	1	2	0	1	0	8	1	13	15
GRAND TOTAL BY SECOND MAJOR										
Bachelors degrees	Men	60	40	5	17	23	687	31	863	863
	Women	50	56	5	22	24	1058	30	1245	1245
	Total	110	96	10	39	47	1745	61	2108	2108
99.0000 Summary Grand Totals	Men	1	1	0	2	1	9	0	14	20
	Women	1	0	0	1	4	14	1	21	15
	Total	2	1	0	3	5	23	1	35	35
99.0000 Summary Grand Totals	Men	1	1	0	2	1	9	0	14	14
	Women	1	0	0	1	4	14	1	21	21
	Total	2	1	0	3	5	23	1	35	35

Award Level	Nonresident alien	Black,non-Hispanic	American Indian or Alaskan Native	Asian or Pacific Islander	Hispanic	White,non-hispanic	Race/ethnicity unknown	PY Total
06	22	31	4	25	20	535	15	652
07	0	0	0	0	0	0	0	4
08	23	13	0	21	3	182	6	248
09	0	0	0	0	0	3	0	3
05	1	2	0	1	0	5	0	9
Grand Total Men	46	46	4	47	23	725	21	912
Grand Total Women	40	53	0	50	39	1116	21	1319
Grand Total	86	99	4	97	62	1841	42	2231
PY Grand Total Men	60	40	5	17	23	687	31	863
PY Grand Total Women	50	56	5	22	24	1058	30	1245
PY Grand Total	110	96	10	39	47	1745	61	2108

GRAND TOTAL BY SECOND MAJOR

Award Level	Nonresident alien	Black,non-Hispanic	American Indian or Alaskan Native	Asian or Pacific Islander	Hispanic	White,non-hispanic	Race/ethnicity unknown	PY Total
06	22	31	4	25	20	535	15	652
07	0	0	0	0	0	0	0	4
08	23	13	0	21	3	182	6	248
09	0	0	0	0	0	3	0	3
05	1	2	0	1	0	5	0	9
Grand Total Men	46	46	4	47	23	725	21	912
Grand Total Women	40	53	0	50	39	1116	21	1319
Grand Total	86	99	4	97	62	1841	42	2231
PY Grand Total Men	60	40	5	17	23	687	31	863
PY Grand Total Women	50	56	5	22	24	1058	30	1245
PY Grand Total	110	96	10	39	47	1745	61	2108
06	22	31	4	25	20	535	15	652
07	0	0	0	0	0	0	0	4
08	23	13	0	21	3	182	6	248
09	0	0	0	0	0	3	0	3
05	1	2	0	1	0	5	0	9
Grand Total Men	46	46	4	47	23	725	21	912
Grand Total Women	40	53	0	50	39	1116	21	1319
Grand Total	86	99	4	97	62	1841	42	2231
PY Grand Total Men	60	40	5	17	23	687	31	863
PY Grand Total Women	50	56	5	22	24	1058	30	1245
PY Grand Total	110	96	10	39	47	1745	61	2108
06	22	31	4	25	20	535	15	652
07	0	0	0	0	0	0	0	4
08	23	13	0	21	3	182	6	248
09	0	0	0	0	0	3	0	3
05	1	2	0	1	0	5	0	9
Grand Total Men	46	46	4	47	23	725	21	912
Grand Total Women	40	53	0	50	39	1116	21	1319
Grand Total	86	99	4	97	62	1841	42	2231
PY Grand Total Men	60	40	5	17	23	687	31	863
PY Grand Total Women	50	56	5	22	24	1058	30	1245
PY Grand Total	110	96	10	39	47	1745	61	2108
06	22	31	4	25	20	535	15	652
07	0	0	0	0	0	0	0	4
08	23	13	0	21	3	182	6	248
09	0	0	0	0	0	3	0	3
05	1	2	0	1	0	5	0	9
Grand Total Men	46	46	4	47	23	725	21	912
Grand Total Women	40	53	0	50	39	1116	21	1319
Grand Total	86	99	4	97	62	1841	42	2231
PY Grand Total Men	60	40	5	17	23	687	31	863
PY Grand Total Women	50	56	5	22	24	1058	30	1245
PY Grand Total	110	96	10	39	47	1745	61	2108

UNIVERSITY OF NEBRASKA AT OMAHA
OFFICE OF INSTITUTIONAL RESEARCH
DEGREE AWARDED IN AUG. 2003, DEC. 2003, AND MAY 2004
IPEDS COMPLETION SURVEY, FALL 2004

IPEDS DEGREE AWARD LEVEL	2ND MAJOR	2000 CIP CODES		Nonresident Alien		African American		Native American		Asian American		Hispanic		Caucasion		Race/ethni. unknown		Total	
		male	female	male	female	male	female	male	female	male	female	male	female	male	female	male	female		
5.00 Bach. Deg.	5.0207	3.0103		1											6	7		14	
		5.0201				2													2
	5.0207	9.0101				1									1	4		6	
		9.0401		1							1				26	43	1	78	
		9.0402		1		1						1			10	9	2	24	
		11.0701		4		3				1		4			49	1	2	67	
		13.1012														7		7	
		13.1202			1										9	116		138	
		13.1205					1				1				25	38	1	71	
		13.1312													2	5		10	
		13.1314									1				2	3		6	
		16.0501		16.0501												3		1	4
	16.0501	16.0901													1			1	
		16.0905													1	8		2	
	16.0905	23.0101		1											10	13	1	27	
		23.0501												2	2	4		10	
		23.1001													5	14		20	
		24.0102													10	11		23	
		25.0101													2	2		2	
		26.0101													18	39		65	
		26.1201			1										6	6		18	
		27.0101													5	3		9	
			27.0101	30.1801								1				6	1	1	9
				30.2001		2		13					1			2	2		3
	30.2001	30.9999												1	15		44		
															2			2	

UNIVERSITY OF NEBRASKA AT OMAHA
OFFICE OF INSTITUTIONAL RESEARCH
DEGREE AWARDED IN AUG. 2003, DEC. 2003, AND MAY 2004
IPEDS COMPLETION SURVEY, FALL 2004

IPEDS DEGREE AWARD LEVEL	2ND MAJOR	2000 CIP CODES		FIRST MAJOR														Total			
		male	female	Nonresident Alien	African American	Native American	Asian American	Hispanic	Caucasion	Race/ethni. unknown											
				male	female	male	female	male	female	male	female	male	female	male	female	male	female	male	female		
		31.0101				1															8
		31.0505							1												17
		38.0101			1																4
		38.0201																			5
		40.0501						1													4
		40.0601			1																3
		40.0801																			1
		42.0101						2													56
	42.0101																				2
		43.0104						3													115
		44.0701												1							27
		45.0701						1													13
		45.1001						1						1							24
	45.1001																				2
		45.1101						1													16
		45.1201												1							1
		49.0101																			25
		49.0104												1							9
		50.0501																			9
		50.0701																			4
		50.0702																			37
		50.0703																			2
		50.0901																			4
		50.0903																			1
		50.0907																			2
		50.0908																			2
		50.0911																			2
		51.1504																			1
		52.0101																			2
		52.0201																			30
																					57

UNIVERSITY OF NEBRASKA AT OMAHA
OFFICE OF INSTITUTIONAL RESEARCH
DEGREE AWARDED IN AUG. 2003, DEC. 2003, AND MAY 2004
IPEDS COMPLETION SURVEY, FALL 2004

IPEDS DEGREE AWARD LEVEL	2ND MAJOR	2000 CIPCODES	FIRST MAJOR														Total		
			Nonresident Alien		African American		Native American		Asian American		Hispanic		Caucasion		Race/ethni. unknown				
			male	female	male	female	male	female	male	female	male	female	male	female	male	female			
	52.0201	52.0301	1	2			1				1	1	3	5					11
	52.0301	52.0601	2	1					1		1	1	14	34					57
	52.0601	52.0703	1	1								4	2						2
	52.0703	52.0801						1				6	2						8
	52.0801	52.0803	3	1			2		2		1	1	44	26					85
	52.0801	52.0803	1									4	2						7
	52.0803													1					1
	52.0807													7					1
	52.1001	52.1001											2	3					13
	52.1001	52.1201											7	10					11
	52.1201	52.1201	1	4					4		2	1	41	18					76
	52.1201	52.1399	1										1						1
	52.1401	52.1401											32	56					98
	52.1401	52.1501											1	1					2
	52.1501	52.1501											6	3					9
	52.1501	54.0101											15	11					29
	54.0101																		1
	subtotal (1st and 2nd majors)		19	33	32	38	1	3	21	25	20	24	570	752	29				1597
	6.00 postbach. certificate	13.0501											4	10					15
		13.1401												2					2
		23.0501											1						1
		30.1101											1	1					2
		45.1201											1	8					10
		52.1005					1						1						2

UNIVERSITY OF NEBRASKA AT OMAHA
OFFICE OF INSTITUTIONAL RESEARCH
DEGREE AWARDED IN AUG. 2003, DEC. 2003, AND MAY 2004
IPEDS COMPLETION SURVEY, FALL 2004

IPEDS DEGREE AWARD LEVEL	2ND MAJOR	2000 CIP CODES	Nonresident Alien		African American		Native American		Asian American		Hispanic		Caucasian		Race/ethni. unknown		Total
			male	female	male	female	male	female	male	female	male	female	male	female	male	female	
7.00 Mast. Degrees		9.0101	0	0	0	2	0	0	0	0	1	0	7	21	0	1	32
		11.0701	1	3									2	8			14
		13.0401	19	8						1			19	24	1		29
		13.1001		2	2								19	24			50
		13.1005											1	10			11
		13.1006											1	3			4
		13.1011											2	2			2
		13.1012											2	2			2
		13.1101											4	11			12
		13.1202	1	1						1		2	4	30	1		41
		13.1205									2		7	49			58
		13.1315											11	17		2	30
		23.0101					1							17			18
		26.0101											4	9	1		14
		27.0101						1					3	8			12
		31.0501							1				3	4			8
		42.0101							1				6	16			24
		42.0901											1	1			2
		42.1701											1	6			6
		43.0104											1	5			5
		44.0401	2	1	2								1	3			4
		44.0701		1	1	2	8	1	1	1	1	1	16	27	1		62
		45.0701		1	1		3				2		2	57		1	67
		45.1001	1										4				5
		45.1101											1	1			2
		45.1201		2			1						1	3			2
		50.0501		1						1		1	1	2			7
		50.0901											1	1			5
		51.2201		2			1						2	6			3
													2	2			11
													2	2			2

UNIVERSITY OF NEBRASKA AT OMAHA
OFFICE OF INSTITUTIONAL RESEARCH
DEGREE AWARDED IN AUG. 2003, DEC. 2003, AND MAY 2004
IPEDS COMPLETION SURVEY, FALL 2004

IPEDS DEGREE AWARD LEVEL	2ND MAJOR	2000 CIPCODES	FIRST MAJOR														Total				
			Nonresident Alien		African American		Native American		Asian American		Hispanic		Caucasian		Race/ethnl. unknown						
			male	female	male	female	male	female	male	female	male	female	male	female	male	female					
		52.0201	3	4		2		1													114
		52.0301	1	3																	10
		52.0601	8	4																	19
		52.1201	20	12				1		1		2									52
		54.0101																			4
	subtotal		55	44		7		23		3		7		0		8		166		374	709
	8.00 post-master certificate																				8
	subtotal	42.1701																			8
	9.00 EDD/PHD																				
		13.0401																			4
		43.0104																			1
		44.0401																			1
	subtotal		0	0		0		0		0		0		0		0		6		8	15
	Grand Total																				2361


Integrated Postsecondary Education Data System 2004 - 05

Institution: UNIVERSITY OF NEBRASKA AT OMAHA (181394)(1)

User

Surveys

Reports

Tools

Help

L

Instructions for Completions
Period of report

Report all degrees and other formal awards conferred by your institution between July 1, 2003, and June 30, 2004.

Coverage

Award levels range from postsecondary certificates of less than one year to doctor's degrees. Awards/degrees earned but not yet conferred should be reported in next year's survey. If an individual received two degrees at different levels (e.g., a bachelor's degree at the end of the summer session and a master's degree at the end of the academic year), report each degree in its appropriate classification. Include completions in occupational/vocational programs as well as academic programs.

Exclude from this report -

- Degrees and awards conferred by branches of your institution located in foreign countries
- Honorary degrees and awards

CIP Version Selection

Until use of the 2000 version of the Classification of Instructional Programs (CIP) becomes required in fall 2005 (for completions in academic year 2004-05), you have the option of reporting completions using either the 1990 CIP or CIP2000 to identify the specific programs in which completions are.

NOTE: All 1990 CIPs reported last year were converted to CIP2000 when the data were migrated to the IPEDS Peer Analysis System. The same thing will happen again this year. The following describe how both options will work.

If you report using CIP2000 this year:

- CIP codes you reported data for last year will be preloaded. If you reported using 1990 CIPs, those have been converted to CIP2000 for preloading.
- Last year's data will be preloaded for comparison to current year submission
- Data you print out from the data collection system using the Survey Forms (Data) option under the Report menu will be CIP2000
- Data you download from the data collection system using the File Export option under the Tools menu will be CIP2000
- Data you view through the IPEDS Peer Analysis System will be CIP2000

If you report using 1990 CIPs this year:

- You will see no preloaded CIP codes from last year, but you will be able to access a list of programs (in CIP2000 version) and award levels you reported last year.
- You will see no preloaded data from last year
- Data you print out from the data collection system using the Survey Forms (Data) option under the Report menu will be 1990 CIPs
- Data you download from the data collection system using the File Export option under the Tools menu will

be 1990 CIPs

- **However**, data you view through the IPEDS Peer Analysis System will be CIP2000

To change to CIP2000, click on the button to the left of CIP2000 on the CIP Versions Selection screen

It is possible to change your choice at a later time from the CIP Version Selection screen; **however**, there are several repercussions to this you should consider:

- **ALL** actions you have taken including any data entered or programs added will be lost
- If you change from CIP2000 to 1990 CIP, no programs will be preloaded.
- If you change from 1990 CIP to CIP2000, programs you reported last year will be preloaded.

In addition, users may enter caveats on this page. These are intended to provide users a place to indicate characteristics of the institution which may make applying IPEDS definitions and instructions problematic. The caveats should **not** be used for explanations of edit reports, as there are other locations specifically for that purpose.

After completing this page, click "**Save**".

CIP Selection Screen

While the data collection form has not changed, the method of display for CIP selection has been changed in order to make this easier to navigate. The list of programs has been condensed to one row for each CIP code, with award levels for both 1st major and 2nd major to the right of the name. This list represents all the programs, by their 6-digit CIP code and the corresponding award levels, reported on your institution's previous submission. From this screen you may add or delete 6-digit programs, double majors, and award levels. Please verify this list before proceeding and make necessary changes by following the directions provided below.

Adding new programs - To add a new program, click the '**Search/Add Program**' button at the top of your list of programs. You then have several ways to proceed:

- Enter all or parts of the program name and click the '**Search**' key. This will bring up all the fields and programs with the text in the title. Make your selection from this list.
- As an alternative, you can click the first letter of the name of the program from the menu of letters. For example, if you want to add Philosophy, click the '**P**'. This brings up a list of all fields beginning with P; then select the field name. After this, you may add programs within the field.
- If you know the 2-digit or 4-digit CIP for the broad group of programs, enter the portion of CIP code and click '**Search**' key. This will bring up a list of all the programs within the selected group. After selecting the program, designate the appropriate award level(s).

If no CIP title can be used to describe the program:

- If the program covers two or more CIP codes, use the "General" category (normally xx.0101); or
- Use the "Other" code (xx.9999 or xx.xx99) if no appropriate CIP code is listed.

DO NOT develop any other new CIP code numbers.

Deleting a program - If your institution no longer offers a specific program at **any** award level, click on the '**Delete program**' icon. A field or program should **NOT** be deleted if you expect to report completions for it in future years. See "CIP Data" for programs with no completions for the reporting year.

You will have to confirm any deletions before they are actually effected.

Adding/deleting award level or 2nd major - If for a given program you need to add or delete one or more award levels or 2nd majors, click on the **'Add/Delete Award Levels'** icon. This activates a pop-up window with all the possible award levels and two columns of boxes, one for 1st majors and the other for 2nd majors. The initial check marks reflect what was reported the previous year. If awards were conferred in this program for the current collection at an award level not indicated, click the corresponding box (either 1st or 2nd major). If your institution no longer awards degrees/certificates at an award level and expects not to award at that level in the future, or no longer awards a 2nd major at the level, un-click the box. **NOTE:** If a 1st major is deleted for an award level that also had 2nd major checked, the 2nd major will be automatically deleted also. This also removes any degree counts already entered.

Once you have made all the necessary changes, click the **'Save'** button and the changes will be reflected on the selection screen.

In order to begin entering completions data, click on the award level number for the appropriate 1st or 2nd major and award level. This will bring up a CIP Data page.

SPECIAL INSTRUCTIONS

Report all master's degrees using Award Level 7, except for the Master of Divinity degree which is classified as first-professional (Award Level 10).

NOTE - Even though the master's degree is required in some fields (e.g., Library Science, Hospital Administration, or Social Work) for employment at the professional level, as in the case of Social Work where four years of undergraduate work are required for entrance into the program and an additional two years for completion, these are to be reported as Award Level 7.

Post-master's certificates (Award Level 8) should include, but not be limited to, recognition granted to students who have completed all but their dissertation (ABDs) and thus are not seeking the doctor's degree, Candidate in Philosophy, and Specialist in Education (Ed. S.).

Classification of degrees according to major field of study (The examples below use the 1990 CIP, but the same logic applies if using CIP2000.)

- **Specific Classification** - Classify degrees and awards as specifically as the list of CIP programs permits. Thus, report a bachelor's degree in Business Administration with a business economics major in Business/Managerial Economics (52.0601), not in Business, General (52.0101).
- **Degree of Doctor of Philosophy** - Classify the Doctor of Philosophy degree according to the student's major field of study. Thus, a Ph.D. in chemistry should be reported as a degree in chemistry, not as one in philosophy.
- **Majors of Students Prepared to Teach** - The general rule is to classify degrees according to the major area of specialization. This means that degrees to students who may be qualified to teach an academic subject (such as English, biology, or foreign languages) but did not pursue a program solely for the purpose of teaching, should be reported in English Language and Literature/Letters (23.xxxx), Biological Sciences/Life Sciences (26.xxxx), and Foreign Languages and Literatures (16.xxxx) respectively, not in Education (13.xxxx). On the other hand, the degrees of students who have completed a program that is specifically preparing them to teach special subjects (such as agriculture, art, music, etc.) should be reported in Agricultural Teacher Education (Vocational) (13.1301), Art Teacher Education (13.1302), Music Teacher Education (13.1312), etc.
- **Split Majors** - When a student graduates with a split major, report the award in the area of greater specialization, if possible. Otherwise, the award should be reported in the program closest to the combination. If neither of these approaches can be used, the award should be reported as follows:
 - If the split major involves two program specialties within the same program category, use the "General" or "Multiple emphasis" program specialty. For example, a split major involving two

languages should be reported in Foreign Languages and Literatures, General (16.0101); a major history and political science should be reported under Social Sciences, General (45.0101).

- If the split major involves program specialties from different program categories, the award should be reported under the one of greater specialization.

- **Double Majors** - When a student receives a single degree with majors in two (or more) program specialties, report the degree in one program (1st major); you should report the second program specialty as a "second major." As with the other degrees/awards, those programs for which your institution reports 2nd majors the previous year will already be indicated on the selection screen. To make changes in second majors for a program, click the 'Add/Delete Award Levels' icon.

NOTE: Second majors may only be reported for associate's, bachelor's, master's, and/or doctor's degree:

- **Two Degrees** - If a student actually receives two degrees based on two independent courses of study, (e.g., one in Business and Management and one in Foreign Languages), report each degree under the appropriate program category.
- **Arts and Sciences or General Programs Not Organized in Occupational Curriculums** - These are certificates or degrees based on less than four years of work in the arts and sciences or general program not organized in occupational curriculums. Such awards should be reported under one of the Liberal Arts and Sciences, General Studies and Humanities (24.01xx) programs.
- **First-professional degrees** - First-professional degrees (Award Level 10) may be reported for the following program specialties:
 - Chiropractic (D.C., D.C.M.) (51.0101)
 - Dentistry (D.D.S., D.M.D.) (51.0401)
 - Medicine (M.D.) (51.1201)
 - Optometry (O.D.) (51.1701)
 - Osteopathic Medicine (D.O.) (51.1901)
 - Pharmacy (Pharm.D.) (51.2001)*
 - Podiatry (D.P.M., D.P., Pod.D.) (51.2101)
 - Veterinary Medicine (D.V.M.) (51.2401)
 - Law (L.L.B., J.D.) (22.0101)
 - Theology (M.Div., M.H.L., B.D., or Ordination) (39.0602, 39.0603, or 39.0605)

* NOTE - Report the Bachelor of Pharmacy degree as CIP 51.2001, Award Level 5. All other CIP codes listed above should only be used to report first-professional degrees. See Glossary for definition of first-professional.

- **General Majors** - The term "general major" is used to designate diversified curriculums within an area of study. Ordinarily, degrees based on a general major should be reported in one of the "general" programs.
- **Multi/Interdisciplinary Studies** - These refer to fields of study that represent two or more broad program categories; e.g., Mathematics and Computer Science (30.0801). These are found within the 2-digit CIP "30". If reporting awards under similar fields of study that are not in the current CIP listing, use "30.9999", making sure to specify the exact name of the multi/interdisciplinary study.

CIP Data Screens

Award Levels

Below the baccalaureate -

- 1 - Postsecondary award, certificate, or diploma of less than one academic year (less than 900 contact or clock hours)
- 2 - Postsecondary award, certificate, or diploma of at least one but less than two academic years (at least 900 but less than 1800 contact or clock hours)
- 3 - Associate's degree
- 4 - Postsecondary award, certificate, or diploma of at least two but less than four academic years (at

least 1800 contact or clock hours)

(One academic year equals 30 semester credit hours or its equivalent, or 900 contact or clock hours.)

Baccalaureate and above -

5 - Bachelor's degree

6 - Postbaccalaureate certificate

7 - Master's degree

8 - Post-master's certificate

9 - Doctor's degree

10 - First-professional degree

11 - First-professional certificate (Post-degree)

Each program/award level on the selection screen (including 1st and 2nd majors where selected) has corresponding CIP Data screen. At the top are the CIP code and name of the program, followed by the award level and 1st/2nd major of the current screen on the next line.

Programs with completions - Enter the number of awards conferred during the reporting period in the appropriate boxes (see Reporting Students by Racial/Ethnic Category and Gender). To the right of each data entry cell, the corresponding number from your institution's previous submission is displayed in red.

Programs with no completions - If there were no completions in a particular program/award level but your institution still offers the program at that level, enter a zero in at least one box on the data page. Do not delete a program/award level if you expect to have completions in future years.

NOTE: All awards must be reported as whole numbers. Do not report fractions of an award.

Once all the awards for this program and award level have been entered, review the data for accuracy. When you are satisfied with the data, click the **'Verify & Save'** button. This will generate the total men and women for the current year. If no edit icons appear, there are several options for proceeding.

- You may click the **'Next Screen'** button, and the system will bring up the next screen in the following order: (1) the 2nd major for the current CIP/award level if one was designated; (2) the next award level for this program; or (3) the next program in the list of CIP codes on the left.
- You may go directly to another program or field by clicking on the appropriate CIP code on the left. In this case, the first award level for that CIP will appear.
- You may click on the **'Selection screen'** at the top of the list of CIP codes. This will return you to the Selection Screen page.

On the last program/award level screen (based on CIP code and award level) after entering and saving the data, you may browse and/or print the totals by gender, award level, and race/ethnicity by clicking the **'Summary Report'** button. When you are satisfied, click the **'Proceed'** button which will return you to the CIP Selection screen.

Reporting Students by Racial/Ethnic Category and Gender

This information is being collected in compliance with Title VI of the Civil Rights Act of 1964 and Title IX of the Education Amendments of 1972 and Sec. 421(a)(1) of the Carl D. Perkins Vocational Education Act.

Method of collection - The manner of collecting racial/ethnic information is left to the discretion of the institution provided that the system which is established results in reasonably accurate data, which may be replicated by others when the same documented system is utilized. One acceptable method is a properly controlled system of post-enrollment self-identification by students. If a self-identification method is utilized, a verification procedure to ascertain the completeness and accuracy of student

submissions should also be employed.

Assignment to categories - For the purpose of this report, a student may be included in the group to which he or she appears to belong, identifies with, or is regarded in the community as belonging. However, no person may be counted in more than one racial/ethnic category. Racial/ethnic designations are requested only for United States citizens, resident aliens, and other eligible non-citizens.

Racial/ethnic descriptions - Racial/ethnic designations as used in this survey do not denote scientific definitions of anthropological origins. The categories are -

- **Black, non-Hispanic** - A person having origins in any of the black racial groups of Africa (except those of Hispanic origin).
- **American Indian/Alaska Native** - A person having origins in any of the original peoples of North America and who maintains cultural identification through tribal affiliation or community recognition.
- **Asian/Pacific Islander** - A person having origins in any of the original peoples of the Far East, Southeast Asia, the Indian Subcontinent, or Pacific Islands. This includes people from China, Japan, Korea, the Philippine Islands, American Samoa, India, and Vietnam.
- **Hispanic** - A person of Mexican, Puerto Rican, Cuban, Central or South American, or other Spanish culture or origin, regardless of race.
- **White, non-Hispanic** - A person having origins in any of the original peoples of Europe, North Africa, or the Middle East (except those of Hispanic origin).

Other descriptive categories

- **Nonresident alien** - A person who is not a citizen or national of the United States and who is in this country on a visa or temporary basis and does not have the right to remain indefinitely.
NOTE - Nonresident aliens are to be reported separately, in the boxes provided, rather than included in any of the five racial/ethnic categories. **Resident aliens** and other eligible (for financial aid purposes) non-citizens who are not citizens or nationals of the United States and who have been admitted as legal immigrants for the purpose of obtaining permanent resident alien status (and who hold either an alien registration card (Form I-551 or I-151), a Temporary Resident Card (Form I-688), or an Arrival-Departure Record (Form I-94) with a notation that conveys legal immigrant status such as Section 207 Refugee, Section 208 Asylee, Conditional Entrant Parolee or Cuban-Haitian) are to be reported in the appropriate racial/ethnic categories along with United States citizens.
- **Race/ethnicity unknown** - This category is used ONLY if the student did not select a racial/ethnic designation, AND the postsecondary institution finds it impossible to place the student in one of the racial/ethnic categories during established enrollment procedures or in any post-enrollment identification or verification process.