

2021

Fall Enrollment 2021-2022

Systems Intelligence and Data Analytics, University of Nebraska at Omaha

Follow this and additional works at: <https://digitalcommons.unomaha.edu/ipedsfallenrollment>

 Part of the [Educational Assessment, Evaluation, and Research Commons](#), and the [Higher Education Commons](#)

Please take our feedback survey at: https://unomaha.az1.qualtrics.com/jfe/form/SV_8cchtFmpDyGfBLE

Recommended Citation

Systems Intelligence and Data Analytics, University of Nebraska at Omaha, "Fall Enrollment 2021-2022" (2021). *IPEDS Fall Enrollment*. 56.

<https://digitalcommons.unomaha.edu/ipedsfallenrollment/56>

This Report is brought to you for free and open access by the Integrated Postsecondary Education Data System at DigitalCommons@UNO. It has been accepted for inclusion in IPEDS Fall Enrollment by an authorized administrator of DigitalCommons@UNO. For more information, please contact unodigitalcommons@unomaha.edu.

IPEDS 2021-22 Data Collection System

IPEDS HELP DESK (877) 225-2568 | ipedshelp@rti.org

OMB NO. 1850-0582 v.29 : Approval Expires 8/31/2022

User ID: P1813941

Fall Enrollment 2021-22

Institution: University of Nebraska at Omaha (181394)

User ID: P1813941

Overview

Fall Enrollment Overview

The Fall Enrollment component collects student enrollment counts by level of student, enrollment status, gender and race/ethnicity. In addition, first-time student retention rates and the student-to-faculty ratio are collected. Enrollment by age is required in odd-numbered years, and enrollment by residence of first-time undergraduates is required in even-numbered years.

Institutions operating on a traditional academic year calendar (semester, trimester, quarter, or 4-1-4) report Fall enrollment as of the institution's official fall reporting date or October 15. Institutions operating on a calendar that differs by program or that enrolls students on a continuous basis (referred to as program reporters) report Fall enrollment as students enrolled any time during the period August 1 and October 31.

Data reporting reminders:

- Part B, Enrollment of students by age, is **required** this year.
- Part C, Residence of first-time degree/certificate-seeking undergraduates, is **optional** this year.
- For reporting students studying in consortium agreements, please refer to the Resource page at <https://nces.ed.gov/ipeds/report-your-data/data-tip-sheet-reporting-data-consortium-institutions>.

Changes to reporting for 2021-22:

There are no changes to this survey component.

Resources:

- To download the survey materials for this component: [Survey Materials](#)
- To access your prior year data submission for this component: [Reported Data](#)

If you have questions about completing this survey, please contact the **IPEDS Help Desk at 1-877-225-2568**.

Institution: University of Nebraska at Omaha (181394)

User ID: P1813941

Part Selection

Completion of Part C (Residence of First-Time Degree/Certificate-Seeking Undergraduates) is optional this year.

Do you wish to complete Part C this year?

If you select 'Yes', you will be expected to complete the Part C screens.

If you select 'No', you will skip Part C.

- No, I will not complete Part C
- Yes, I will complete Part C

Institution: University of Nebraska at Omaha (181394)

User ID: P1813941

Part A - Fall Enrollment for Full-Time Undergraduate Students

Enrollment as of the institution's **official fall reporting date** or as of **October 15, 2021**

Full-time Undergraduate Students

Reporting Reminders:

- Report Hispanic/Latino individuals of any race as Hispanic/Latino
- Report race for non-Hispanic/Latino individuals only
- Even though Teacher Preparation certificate programs may require a bachelor's degree for admission, they are considered subbaccalaureate undergraduate programs, and students in these programs are undergraduate students.

Men

Enrolled for <u>credit</u>	Degree/certificate-seeking			Total degree/certificate-seeking	Non-degree/ non-certificate-seeking	Total, <u>Full-time</u> <u>undergraduate</u> students
	First-time	Non-first-time				
		Transfer-in	Continuing/ Returning			
<u>Nonresident alien</u>	35	11	170	216	4	220
<u>Hispanic/Latino</u>	138	52	425	615		615
<u>American Indian or Alaska Native</u>	5	1	5	11		11
<u>Asian</u>	54	15	133	202		202
<u>Black or African American</u>	71	21	193	285		285
<u>Native Hawaiian or Other Pacific Islander</u>			2	2		2
<u>White</u>	541	269	1,963	2,773	2	2,775
Two or more races	35	21	113	169	1	170
<u>Race and ethnicity unknown</u>	5	1	19	25		25
Total men	884	391	3,023	4,298	7	4,305
Total men prior year	868	460	3,144	4,472	4	4,476

Women

Enrolled for <u>credit</u>	Degree/certificate-seeking			Total degree/certificate-seeking	Non-degree/ non-certificate-seeking	Total, <u>Full-time</u> <u>undergraduate</u> students
	First-time	Non-first-time				
		Transfer-in	Continuing/ Returning			
<u>Nonresident alien</u>	32	12	128	172	5	177
<u>Hispanic/Latino</u>	249	83	706	1,038		1,038
<u>American Indian or Alaska Native</u>	2	5	14	21		21
<u>Asian</u>	72	12	208	292		292
<u>Black or African American</u>	118	41	272	431		431
<u>Native Hawaiian or Other Pacific Islander</u>	1	3	4	8		8
<u>White</u>	681	349	2,327	3,357	9	3,366
Two or more races	63	30	192	285		285
<u>Race and ethnicity unknown</u>	7	5	34	46		46

Total women	1,225	540	3,885	5,650	14	5,664
Total women prior year	1,290	636	3,953	5,879	7	5,886

Grand total (men+women)	2,109	931	6,908	9,948	21	9,969
Grand total (men+women) prior year	2,158	1,096	7,097	10,351	11	10,362

Institution: University of Nebraska at Omaha (181394)

User ID: P1813941

Part A - Fall Enrollment for Part-time Undergraduate Students

Enrollment as of the institution's official fall reporting date or as of October 15, 2021Part-time Undergraduate Students

Reporting Reminders:

- Report Hispanic/Latino individuals of any race as Hispanic/Latino
- Report race for non-Hispanic/Latino individuals only
- Even though Teacher Preparation certificate programs may require a bachelor's degree for admission, they are considered subbaccalaureate undergraduate programs, and students in these programs are undergraduate students.

Men

Enrolled for <u>credit</u>	Degree/certificate-seeking			Total degree/certificate-seeking	Non-degree/ non-certificate-seeking	Total, <u>part-time undergraduate</u> students
	First-time	Non-first-time				
		Transfer-in	Continuing/ Returning			
<u>Nonresident alien</u>	<input type="text" value="1"/>	<input type="text" value="1"/>	<input type="text" value="27"/>	29	<input type="text" value="2"/>	31
<u>Hispanic/Latino</u>	<input type="text" value="7"/>	<input type="text" value="23"/>	<input type="text" value="115"/>	145	<input type="text" value="11"/>	156
<u>American Indian or Alaska Native</u>	<input type="text"/>	<input type="text" value="3"/>	<input type="text"/>	3	<input type="text"/>	3
<u>Asian</u>	<input type="text" value="1"/>	<input type="text" value="3"/>	<input type="text" value="39"/>	43	<input type="text" value="4"/>	47
<u>Black or African American</u>	<input type="text" value="5"/>	<input type="text" value="9"/>	<input type="text" value="64"/>	78	<input type="text" value="13"/>	91
<u>Native Hawaiian or Other Pacific Islander</u>	<input type="text"/>	<input type="text"/>	<input type="text" value="1"/>	1	<input type="text"/>	1
<u>White</u>	<input type="text" value="14"/>	<input type="text" value="73"/>	<input type="text" value="597"/>	684	<input type="text" value="50"/>	734
Two or more races	<input type="text"/>	<input type="text" value="4"/>	<input type="text" value="47"/>	51	<input type="text" value="3"/>	54
<u>Race and ethnicity unknown</u>	<input type="text"/>	<input type="text" value="4"/>	<input type="text" value="19"/>	23	<input type="text" value="3"/>	26
Total men	28	120	909	1,057	86	1,143
Total men prior year	31	128	941	1,100	143	1,243

Women

Enrolled for <u>credit</u>	Degree/certificate-seeking			Total degree/certificate-seeking	Non-degree/ non-certificate-seeking	Total, <u>part-time undergraduate</u> students
	First-time	Non-first-time				
		Transfer-in	Continuing/ Returning			
<u>Nonresident alien</u>	<input type="text" value="2"/>	<input type="text" value="2"/>	<input type="text" value="25"/>	29	<input type="text" value="1"/>	30
<u>Hispanic/Latino</u>	<input type="text" value="8"/>	<input type="text" value="22"/>	<input type="text" value="115"/>	145	<input type="text" value="4"/>	149
<u>American Indian or Alaska Native</u>	<input type="text"/>	<input type="text" value="1"/>	<input type="text" value="4"/>	5	<input type="text"/>	5
<u>Asian</u>	<input type="text" value="1"/>	<input type="text" value="1"/>	<input type="text" value="28"/>	30	<input type="text" value="4"/>	34
<u>Black or African American</u>	<input type="text" value="3"/>	<input type="text" value="10"/>	<input type="text" value="68"/>	81	<input type="text" value="3"/>	84
<u>Native Hawaiian or Other Pacific Islander</u>	<input type="text"/>	<input type="text"/>	<input type="text" value="1"/>	1	<input type="text"/>	1
<u>White</u>	<input type="text" value="14"/>	<input type="text" value="85"/>	<input type="text" value="548"/>	647	<input type="text" value="62"/>	709
Two or more races	<input type="text" value="1"/>	<input type="text" value="8"/>	<input type="text" value="51"/>	60	<input type="text" value="6"/>	66
<u>Race and ethnicity unknown</u>	<input type="text"/>	<input type="text" value="3"/>	<input type="text" value="4"/>	7	<input type="text"/>	7

Total women	29	132	844	1,005	80	1,085
Total women prior year	34	154	896	1,084	79	1,163

Grand total (men+women)	57	252	1,753	2,062	166	2,228
Grand total (men+women) prior year	65	282	1,837	2,184	222	2,406

Institution: University of Nebraska at Omaha (181394)

User ID: P1813941

Part A - Fall Enrollment for Graduate Students

Enrollment as of the institution's official fall reporting date or as of October 15, 2021Graduate Students

Race/Ethnicity Reporting Reminder:

- Report Hispanic/Latino individuals of any race as Hispanic/Latino
- Report race for non-Hispanic/Latino individuals only

Graduate Student Reporting Reminder:

- Report all postbaccalaureate degree and certificate students as graduate students, including any doctor's-professional practice students (formerly first-professional)
- Even though Teacher Preparation certificate programs may require a bachelor's degree for admission, they are considered subbaccalaureate undergraduate programs, and students in these programs are undergraduate students.

Men

Enrolled for <u>credit</u>	Total <u>full-time</u>	Total <u>part-time</u>	Total graduate students
<u>Nonresident alien</u>	109	64	173
<u>Hispanic/Latino</u>	22	71	93
<u>American Indian or Alaska Native</u>	1	1	2
<u>Asian</u>	10	24	34
<u>Black or African American</u>	17	30	47
<u>Native Hawaiian or Other Pacific Islander</u>	1		1
<u>White</u>	231	616	847
Two or more races	13	22	35
<u>Race and ethnicity unknown</u>	2	9	11
Total men	406	837	1,243
Total men prior year	374	820	1,194

Women

Enrolled for <u>credit</u>	Total <u>full-time</u>	Total <u>part-time</u>	Total graduate students
<u>Nonresident alien</u>	74	55	129
<u>Hispanic/Latino</u>	57	115	172
<u>American Indian or Alaska Native</u>	1	1	2
<u>Asian</u>	17	37	54
<u>Black or African American</u>	22	58	80
<u>Native Hawaiian or Other Pacific Islander</u>		1	1
<u>White</u>	429	940	1,369
Two or more races	22	50	72
<u>Race and ethnicity unknown</u>	3	6	9
Total women	625	1,263	1,888
Total women prior year	636	1,294	1,930

Grand total (men+women)	1,031	2,100	3,131
Grand total (men+women) prior year	1,010	2,114	3,124


Institution: University of Nebraska at Omaha (181394)

User ID: P1813941

Part A - Fall Enrollment by Distance Education Status

Enrollment as of the institution's official fall reporting date or as of October 15, 2021

	Undergraduate Students		Graduate Students
	Degree/certificate-seeking	Non-degree/non-certificate-seeking	
i Enrolled <i>exclusively</i> in <u>distance education courses</u>	2,189	66	1,123
Enrolled in <i>at least one</i> but not all distance education courses	7,310	31	850
<i>Not enrolled</i> in any distance education courses	2,511	90	1,158
Total (from prior part A screens)	12,010	187	3,131

 You may use the box below to provide additional context for the data you have reported above. Context notes will be posted on the College Navigator website. Therefore, you should write all context notes using proper grammar (e.g., complete sentences with punctuation) and common language that can be easily understood by students and parents (e.g., spell out acronyms).

Institution: University of Nebraska at Omaha (181394)

User ID: P1813941

Part A - Fall Enrollment by Distance Education Status

Of those students *exclusively* enrolled in distance education courses, report the number that are:

		Undergraduate Students		Graduate Students
		Degree/certificate-seeking	Non-degree/non-certificate-seeking	
Located in	NE	1,764	47	928
Located in the U.S. but not in	NE	378	19	182
Located in the U.S. but state/jurisdiction unknown		0		
Located outside the U.S.		46		13
Location unknown/unreported		1	0	0
Total students exclusively enrolled in distance education (from section above)		2,189	66	1,123

Institution: University of Nebraska at Omaha (181394)

User ID: P1813941

Part A - Fall Enrollment Summary

Fall Enrollment Summary

Men

Students enrolled for credit	Total full-time students	Total part-time students	Grand total, all students
<u>Nonresident alien</u>	329	95	424
<u>Hispanic/Latino</u>	637	227	864
<u>American Indian or Alaska Native</u>	12	4	16
<u>Asian</u>	212	71	283
<u>Black or African American</u>	302	121	423
<u>Native Hawaiian or Other Pacific Islander</u>	3	1	4
<u>White</u>	3,006	1,350	4,356
Two or more races	183	76	259
<u>Race and ethnicity unknown</u>	27	35	62
Total men	4,711	1,980	6,691

Women

Students enrolled for credit	Total full-time students	Total part-time students	Grand total, all students
<u>Nonresident alien</u>	251	85	336
<u>Hispanic/Latino</u>	1,095	264	1,359
<u>American Indian or Alaska Native</u>	22	6	28
<u>Asian</u>	309	71	380
<u>Black or African American</u>	453	142	595
<u>Native Hawaiian or Other Pacific Islander</u>	8	2	10
<u>White</u>	3,795	1,649	5,444
Two or more races	307	116	423
<u>Race and ethnicity unknown</u>	49	13	62
Total women	6,289	2,348	8,637

Grand Total (men+women)	11,000	4,328	15,328
--------------------------------	---------------	--------------	---------------

Institution: University of Nebraska at Omaha (181394)

User ID: P1813941

Part B - Fall Enrollment by Age and Gender for Full-time Undergraduate Students

Enrollment as of the institution's official fall reporting date or as of October 15, 2021

Age	Full-time Undergraduate Students	
	Men	Women
Under 18	63	115
18-19	1,423	2,114
20-21	1,413	1,911
22-24	850	857
25-29	327	321
30-34	112	165
35-39	52	87
40-49	57	71
50-64	8	21
65 and over		2
Age unknown/unreported	0	0
Total full-time undergraduate students (from part A)	4,305	5,664

Institution: University of Nebraska at Omaha (181394)

User ID: P1813941

Part B - Fall Enrollment by Age and Gender for Part-time Undergraduate Students

Enrollment as of the institution's official fall reporting date or as of October 15, 2021

Age	Part-time Undergraduate Students	
	Men	Women
Under 18	20	14
18-19	68	77
20-21	127	181
22-24	288	298
25-29	268	183
30-34	139	118
35-39	86	78
40-49	97	89
50-64	42	42
65 and over	8	5
Age unknown/unreported	0	0
Total part-time undergraduate students (from part A)	1,143	1,085

Institution: University of Nebraska at Omaha (181394)

User ID: P1813941

Part B - Fall Enrollment by Age and Gender for Full-time Graduate Students

Enrollment as of the institution's official fall reporting date or as of October 15, 2021

Age	Full-time Graduate Students	
	Men	Women
Under 18	<input type="text"/>	<input type="text"/>
18-19	<input type="text"/>	<input type="text"/>
20-21	<input type="text" value="11"/>	<input type="text" value="14"/>
22-24	<input type="text" value="144"/>	<input type="text" value="269"/>
25-29	<input type="text" value="132"/>	<input type="text" value="175"/>
30-34	<input type="text" value="42"/>	<input type="text" value="79"/>
35-39	<input type="text" value="25"/>	<input type="text" value="34"/>
40-49	<input type="text" value="39"/>	<input type="text" value="35"/>
50-64	<input type="text" value="12"/>	<input type="text" value="18"/>
65 and over	<input type="text" value="1"/>	<input type="text" value="1"/>
Age unknown/unreported	<input type="text" value="0"/>	<input type="text" value="0"/>
Total full-time graduate students (from part A)	406	625

Institution: University of Nebraska at Omaha (181394)

User ID: P1813941

Part B - Fall Enrollment by Age and Gender for Part-time Graduate Students

Enrollment as of the institution's official fall reporting date or as of October 15, 2021

Age	Part-time Graduate Students	
	Men	Women
Under 18	<input type="text"/>	<input type="text"/>
18-19	<input type="text"/>	<input type="text"/>
20-21	<input type="text" value="3"/>	<input type="text" value="8"/>
22-24	<input type="text" value="109"/>	<input type="text" value="219"/>
25-29	<input type="text" value="249"/>	<input type="text" value="369"/>
30-34	<input type="text" value="184"/>	<input type="text" value="225"/>
35-39	<input type="text" value="118"/>	<input type="text" value="169"/>
40-49	<input type="text" value="127"/>	<input type="text" value="199"/>
50-64	<input type="text" value="41"/>	<input type="text" value="70"/>
65 and over	<input type="text" value="6"/>	<input type="text" value="4"/>
Age unknown/unreported	<input type="text" value="0"/>	<input type="text" value="0"/>
Total part-time graduate students (from part A)	837	1,263

Institution: University of Nebraska at Omaha (181394)

User ID: P1813941

Part D - Total Undergraduate Entering Class

Total Undergraduate Entering Class, Fall 2021

D1	Total full-time, first-time degree/certificate-seeking <u>undergraduates</u> from Part A (GR <u>cohort</u>)	2,109
D2	Total <u>first-time</u> degree/certificate-seeking undergraduates (full-time + part-time) from Part A	2,166
D3	Total <u>transfer-in (non-first-time entering)</u> , degree/certificate-seeking undergraduates (full-time + part-time) from Part A	1,183
D4	Total <u>non-degree/non-certificate-seeking</u> undergraduates (full-time + part-time) from Part A	187
D5	Of the total non-degree/non-certificate-seeking undergraduates displayed on line D4, the number that are new to the institution in Fall 2021	<input type="text" value="2"/>
D6	Total <u>entering students</u> at the undergraduate level Note: This is calculated as first-time students (line D2) + students transferring to the institution (line D3) + non-degree/non-certificate-seeking undergraduates entering in Fall 2021 (line D5).	3,351
D7	Percentage of undergraduate entering class represented by your GR <u>cohort</u> (line D1/line D6)	63

Institution: University of Nebraska at Omaha (181394)

User ID: P1813941

Part E - First-time Bachelor's Cohort Retention Rates (Full-time)

Retention Rates - Full-time, First-time Bachelor's Cohort from Fall 2020


Academic reporters determine the cohort and retention as of the institution's official fall reporting date or as of October 15. Program reporters determine the cohort with enrollment any time between August 1 and October 31, 2020 and retention based on August 1, 2021.

The retention rate is calculated by the system after clicking "Save" on the screen. Exclusions are subtracted from and inclusions are added to the original cohort and the resulting adjusted cohort is used for calculating the retention rate.

Retention Data Reporting Reminders:

- Include only **full-time, first-time bachelor's** students in this cohort.
- Determine the full-time cohort using Fall 2020 status (e.g., if a student was full-time in Fall 2020, report them in the full-time cohort regardless of their Fall 2021 status).
- If there are no students to report in the cohort, enter zero. Do not leave the field blank.
- Report in the exclusions box (line E2a) the number of students from the cohort who left the institution for any of the following reasons: died or were totally and permanently disabled; to serve in the armed forces (including those called to active duty); to serve with a foreign aid service of the Federal Government (e.g., Peace Corps); or to serve on official church missions.
- Report in the inclusion box (line E2b) first-time bachelor's-seeking study abroad students who were excluded from the first-time cohort (line E1) but who have re-enrolled at the institution their second year.

FULL-TIME, FIRST-TIME BACHELOR'S COHORT RETENTION:			Prior year data (Fall 2019 cohort)	
E1	Full-time, first-time Fall 2020 bachelor's cohort	<input checked="" type="checkbox"/> <input type="text" value="1,842"/>	1,588	
E2a	<u>Exclusions</u> from the Fall 2020 cohort	<input type="text" value="0"/>	0	
E2b	Inclusion to the Fall 2020 cohort	<input type="text" value="0"/>	0	
E3	Adjusted Fall 2020 cohort (line E1- E2a + E2b)	1,842	1,588	
E4	Students from Fall 2020 cohort still enrolled as of Fall 2021	<input type="text" value="1,274"/>	1,221	
E5	Full-time, first-time Fall 2020 bachelor's cohort retention rate (line E4 / line E3)	69 %	77 %	

 The notes below provide context for the data you've reported above and **may** be posted on the College Navigator website. Choose one option that best explains your data or choose "Not Applicable" if you do not wish to provide context notes. If none of the options provided explain your institution's data, then choose "Other" and write your own context notes. Therefore, you should write all context notes using proper grammar (e.g., complete sentences with punctuation) and common language that can be easily understood by students and parents (e.g., spell out acronyms).

Not Applicable ▼

Institution: University of Nebraska at Omaha (181394)

User ID: P1813941

Part E - First-time Bachelor's Cohort Retention Rates (Part-time)

Retention Rates - Part-time, First-time Bachelor's Cohort from Fall 2020


Academic reporters determine the cohort and retention as of the institution's official fall reporting date or as of October 15. Program reporters determine the cohort with enrollment any time between August 1 and October 31, 2020 and retention based on August 1, 2021.

The retention rate is calculated by the system after clicking "Save" on the screen. Exclusions are subtracted from the original cohort and the resulting adjusted cohort is used for calculating the retention rate.

Retention Data Reporting Reminders:

- Include only **part-time, first-time bachelor's-seeking** students in this cohort.
- Determine part-time using Fall 2020 attendance status (e.g., if a student was part-time in Fall 2020, report them in the part-time cohort regardless of their Fall 2021 status).
- If there are no students to report in the cohort, enter zero. Do not leave the field blank.
- Report in the exclusions box (line E7a) the number of students from the cohort who left the institution for any of the following reasons: died or were totally and permanently disabled; to serve in the armed forces (including those called to active duty); to serve with a foreign aid service of the Federal Government (e.g., Peace Corps); or to serve on official church missions.
- Report in the inclusion box (line E7b) first-time bachelor's-seeking study abroad students who were excluded from the first-time cohort (line E6) but who have re-enrolled at the institution their second year.

PART-TIME, FIRST-TIME BACHELOR'S COHORT RETENTION:			Prior year data (Fall 2019 cohort)	
E6	Part-time, first-time Fall 2020 bachelor's cohort	<input checked="" type="checkbox"/> <input type="text" value="58"/>	33	
E7a	<u>Exclusions</u> from the Fall 2020 cohort	<input type="text" value="0"/>	0	
E7b	Inclusions to the Fall 2020 cohort	<input type="text" value="0"/>	0	
E8	Adjusted Fall 2020 cohort (line E6 - E7a + E7b)	58	33	
E9	Students from Fall 2020 cohort still enrolled as of Fall 2021	<input type="text" value="23"/>	24	
E10	Part-time, first-time Fall 2020 bachelor's cohort retention rate (line E9 / line E8)	<input checked="" type="checkbox"/> 40 %	73 %	

 The notes below provide context for the data you've reported above and **may** be posted on the College Navigator website. Choose one option that best explains your data or choose "Not Applicable" if you do not wish to provide context notes. If none of the options provided explain your institution's data, then choose "Other" and write your own context notes. Therefore, you should write all context notes using proper grammar (e.g., complete sentences with punctuation) and common language that can be easily understood by students and parents (e.g., spell out acronyms).

Not Applicable ▼

Institution: University of Nebraska at Omaha (181394)

User ID: P1813941

Part F - Student-to-Faculty Ratio

Student-to-Faculty Ratio

Please provide your institution's student-to-faculty ratio (i.e., student-to-instructional staff) for undergraduate programs for Fall 2021. The student-to-faculty ratio and any accompanying context that is provided will be displayed on College Navigator.

Note: Logic in this item is similar to item I-2 from the Common Data Set data collection.

Click [here](#) to use a worksheet to help you determine the student-to-faculty ratio


Student-to-faculty ratio

to 1

Student-to-faculty ratio prior year

16

to 1

 You may use the box below to provide additional context for the data you have reported above. Context notes will be posted on the College Navigator website. Therefore, you should write all context notes using proper grammar (e.g., complete sentences with punctuation) and common language that can be easily understood by students and parents (e.g., spell out acronyms).

Institution: University of Nebraska at Omaha (181394)

User ID: P1813941

Prepared by

Reporting Reminders:

- The name of the preparer is being collected so that we can follow up with the appropriate person in the event that there are questions concerning the data.
- The Keyholder will be copied on all email correspondence to other preparers.
- The time it took to prepare this component is being collected so that we can continue to improve our estimate of the reporting burden associated with IPEDS.
- Please include in your estimate the time it took for you to review instructions, query and search data sources, complete and review the component, and submit the data through the Data Collection System.
- Thank you for your assistance.

This survey component was prepared by:

<input checked="" type="radio"/>	Keyholder	<input type="radio"/>	SFA Contact	<input type="radio"/>	HR Contact
<input type="radio"/>	Finance Contact	<input type="radio"/>	Academic Library Contact	<input type="radio"/>	Other

Name:

Email:

How many staff from your institution only were involved in the data collection and reporting process of this survey component?

Number of Staff (including yourself)

How many hours did you and others from your institution only spend on each of the steps below when responding to this survey component?
Exclude the hours spent collecting data for state and other reporting purposes.

Staff member	Collecting Data Needed	Revising Data to Match IPEDS Requirements	Entering Data	Revising and Locking Data
Your office	<input type="text"/> hours	<input type="text"/> hours	<input type="text"/> hours	<input type="text"/> hours
Other offices	<input type="text"/> hours	<input type="text"/> hours	<input type="text"/> hours	<input type="text"/> hours

Institution: University of Nebraska at Omaha (181394)

User ID: P1813941

Summary

Fall Enrollment Survey Summary

IPEDS collects important information regarding your institution. All data reported in IPEDS survey components become available in the IPEDS Data Center and appear as aggregated data in various Department of Education reports. Additionally, some of the reported data appears specifically for your institution through the College Navigator website and is included in your institution's Data Feedback Report (DFR). The purpose of this summary is to provide you an opportunity to view some of the data that, when accepted through the IPEDS quality control process, will appear on the College Navigator website and/or your DFR. College Navigator is updated approximately three months after the data collection period closes and Data Feedback Reports will be available through the [Data Center](#) and sent to your institution's CEO in November 2021.

Please review your data for accuracy. If you have questions about the data displayed below after reviewing the data reported on the survey screens, please contact the IPEDS Help Desk at: 1-877-225-2568 or ipedshelp@rti.org.

Four-Year Institutions with Graduate Students

Student Enrollment	
Total enrollment	15,328
Undergraduate enrollment	12,197
Undergraduate transfer-in enrollment	1,183
Graduate enrollment	3,131
Student-to-faculty ratio	15 to 1

Student Characteristics (All Students)	
Percent of all students who are female	56%
Percent of all students by race/ethnicity:	
American Indian or Alaska Native	0%
Asian	4%
Black or African American	7%
Hispanic/Latino	15%
Native Hawaiian or Pacific Islander	0%
White	64%
Two or More Races	4%
Race and ethnicity unknown	1%
Nonresident alien	5%

Undergraduate Student Characteristics	
Percent of undergraduates who are female	55%
Percent of undergraduates who are full-time	82%
Percent of undergraduates by race/ethnicity:	
American Indian or Alaska Native	0%
Asian	5%
Black or African American	7%
Hispanic/Latino	16%
Native Hawaiian or Pacific Islander	0%
White	62%
Two or More Races	5%
Race and ethnicity unknown	1%
Nonresident alien	4%

Undergraduate Retention and Graduation Rate Cohort	
First-time, full-time bachelor's seeking student retention rate	69%
First-time, part-time bachelor's seeking student retention rate	40%

Graduation rate cohort as percent of total entering students	63%

Graduate Student Characteristics	
Percent of graduate students who are female	60%
Percent of graduate students who are full-time	33%

Institution: University of Nebraska at Omaha (181394)

User ID: P1813941

Edit Report

Fall Enrollment

Source	Description	Severity	Resolved	Options
Screen: Part E - First-time Bachelor's Cohort Retention Rates (Full-time)				
Screen Entry	The full-time, first-time bachelor's cohort reported in Part E (1,842) is outside the expected range when compared with the prior year value (Fall 2019 cohort). Please correct your data or explain. (Error #6164)	Explanation	Yes	
Reason	Data are reviewed and correct. Increase in FTFTDS freshmen enrollment in fall 2020.			
Screen: Part E - First-time Bachelor's Cohort Retention Rates (Part-time)				
Screen Entry	The part-time, first-time bachelor's cohort reported in Part E (58) is outside the expected range when compared with the prior year value (Fall 2019 cohort). Please correct your data or explain. (Error #6805)	Explanation	Yes	
Reason	Data are reviewed and correct. Increased enrollment in fall 2020.			
Screen Entry	The calculated cohort retention rate is outside the expected range when compared with the prior year value. Please correct your data or explain. (Error #6308)	Explanation	Yes	
Reason	Data are verified and correct.			