

Fall 9-21-2015

## Enrollment Report - Fall 2015

UNO Office of Institutional Effectiveness  
*University of Nebraska at Omaha*

Follow this and additional works at: <https://digitalcommons.unomaha.edu/oieenrollment>



Part of the [Educational Assessment, Evaluation, and Research Commons](#), and the [Higher Education Commons](#)

Please take our feedback survey at: [https://unomaha.az1.qualtrics.com/jfe/form/SV\\_8cchtFmpDyGfBLE](https://unomaha.az1.qualtrics.com/jfe/form/SV_8cchtFmpDyGfBLE)

---

### Recommended Citation

Office of Institutional Effectiveness, UNO, "Enrollment Report - Fall 2015" (2015). *Enrollment Reports*. 73.  
<https://digitalcommons.unomaha.edu/oieenrollment/73>

This Report is brought to you for free and open access by the Systems Intelligence and Data Analytics (SIDA) at DigitalCommons@UNO. It has been accepted for inclusion in Enrollment Reports by an authorized administrator of DigitalCommons@UNO. For more information, please contact [unodigitalcommons@unomaha.edu](mailto:unodigitalcommons@unomaha.edu).

OFFICE OF INSTITUTIONAL EFFECTIVENESS

# ENROLLMENT PROFILE REPORT

FALL 2015



UNIVERSITY OF  
**Nebraska**  
Omaha



**University of Nebraska at Omaha**  
**Enrollment Profile Report:**  
**Fall 2015**

**Office of Institutional Effectiveness**  
**Institutional Research**

**<http://www.unomaha.edu/oie/>**

**September, 2015**

# EXECUTIVE SUMMARY

This Enrollment Profile Report provides administrative- and delivery-site information on enrollment headcount and student credit hours, as well as the demographic characteristics of enrolled students. Delivery-site reporting counts all students, including those in UNL programs delivered at UNO, but excludes UNO programs delivered in Lincoln (CPACS programs). Administrative-site reporting counts students enrolled in UNO programs only (including the CPACS programs delivered in Lincoln).

The purpose of this profile is to provide the undergraduate and graduate enrollments and student credit hour information by college or equivalent academic unit, class, gender and ethnicity. A glossary at the end of the report provides a list of definitions for headings. All information in this report was produced from the fall 2015 Census Enrollment Snapshot file. The Census Snapshot date was September 2, 2015.

## Administrative-Site Campus Summary

- Fall 2015 head count enrollment is 15,526, a 2% increase compared to the fall 2014 enrollment of 15,227 (see Figure 1).
- Fall 2015 undergraduate head count enrollment is 12,488, a 2.2% increase compared to the fall 2014 enrollment of 12,221 (see Figure 5).
- Fall 2015 graduate headcount enrollment is 3,038, a 1.1% increase compared to the fall 2014 enrollment of 3,006 (see Figure 5).
- Fall 2015 student credit hours are 171,809, a 1.3% increase compared to the fall 2014 credit hours of 169,533 (see Figure 6).
- Fall 2015 undergraduate credit hours are 153,912, up from fall 2014 by 1.3% (see Figure 6).
- Fall 2015 graduate credit hours are 17,897, up from fall 2014 by 1.5% (see Figure 6).

## Delivery-Site Campus Summary

- Fall 2015 head count enrollment is 16,031, a 2.0% increase compared to the fall 2014 enrollment of 15,723 (see Figure 1).
- Fall 2015 undergraduate head count is 12,993, a 2.1% increase compared to the fall 2014 enrollment of 12,717 (see Figure 2).
- Fall 2015 graduate head count enrollment is 3,038, a 1.0% increase compared to the fall 2014 enrollment of 3,006 (see Figure 2).
- Fall 2015 student credit hours are 174,684, a 1.5% increase compared to the fall 2014 credit hours of 172,063 (see Figure 3).
- Fall 2015 undergraduate credit hours are 156,085, up from fall 2014 by 1.5% (see Figure 3).
- Fall 2015 graduate credit hours are 18,599, up from fall 2014 by 1.0% (see Figure 3).

## Contents

|                        |   |
|------------------------|---|
| Executive Summary..... | i |
|------------------------|---|

### List of Tables:

|  |    |
|--|----|
| Table 1: UNO Delivery-Site and Administrative-Site Head Count Enrollment and Comparison: Fall Semester, 2015 .....   | 5  |
| Figure 1: Delivery-Site & Administrative-Site Head Count Enrollment: Fall 1990 – 2015 .....  | 6  |
| Figure 2: UNO Delivery-Site Head Count by Student Level: Fall 2004-2015.....   | 7  |
| Figure 3: UNO Delivery-Site Student Credit Hours by Student Level: Fall 2004-2015.....   | 7  |
| Figure 4: UNO Delivery-Site Head Count by Ethnicity by Gender: Fall 2015 .....   | 8  |
| Table 2: Total UNO Delivery-Site Head Count Summary for Undergraduate and Graduate Students Full and Part-Time by Gender and Race Classification: Fall 2015.....   | 9  |
| Figure 5: UNO Administrative-Site Head Count by Student Level: Fall 2004-2015 .....  | 10 |
| Figure 6: UNO Administrative-Site Student Credit Hours: Fall 2004-2015 .....   | 10 |
| Figure 7: UNO Administrative-Site Head Count by Ethnicity by Gender: Fall 2015.....  | 11 |
| Table 3: Total UNO Administrative-Site Head Count Summary for Undergraduate and Graduate Students by Full and Part-Time by Gender and Race Classification: Fall 2015 .....                               | 12 |
| Figure 8: College of Arts & Sciences Head Count: Fall 2004-2015.....   | 13 |
| Figure 9: College of Arts & Sciences Student Credit Hours: Fall 2004-2015.....   | 13 |
| Figure 10: College of Arts & Sciences Head Count by Ethnicity by Gender: Fall 2015 .....   | 14 |
| Table 4: College of Arts & Sciences Head Count Summary for Undergraduate and Graduate Students by Full and Part-Time by Gender and Race Classification: Fall 2015.....                                   | 15 |
| Figure 11: College of Business Administration Head Count: Fall 2004-2015.....  | 16 |
| Figure 12: College of Business Administration Student Credit Hours: Fall 2004-2015.....  | 16 |
| Figure 13: College of Business Administration Head Count by Ethnicity by Gender: Fall 2015 .....   | 17 |
| Table 5: College of Business Administration Head Count Summary for Undergraduate and Graduate Students by Full and Part-Time by Gender and Race Classification: Fall 2015.....                           | 18 |
| Figure 14: College of Communication, Fine Arts and Media Delivery-Site Head Count: Fall 2005-2015 ...  | 19 |
| Figure 15: College of Communication, Fine Arts and Media Delivery-Site Student Credit Hours: Fall 2005-2015 .....  | 19 |
| Figure 16: College of Communication, Fine Arts and Media Delivery-Site Head Count by Ethnicity by Gender: Fall 2015.....   | 20 |
| Table 6: College of Communication, Fine Arts and Media Delivery-Site Head Count Summary for Undergraduate and Graduate Students by Full and Part-Time by Gender and Race Classification: Fall 2015 ..... | 21 |

|   |    |
|---|----|
| Figure 17: College of Communication, Fine Arts and Media: Administrative-Site Head Count: Fall 2005-2015 .....  | 22 |
| Figure 18: College of Communication, Fine Arts and Media: Administrative-Site Student Credit Hours: Fall 2005-2015.....   | 22 |
| Figure 19: College of Communication, Fine Arts and Media: Administrative-Site Head Count by Ethnicity by Gender: Fall 2015 .....  | 23 |
| Table 7: College of Communication, Fine Arts and Media Administrative-Site Head Count Summary for Undergraduate and Graduate Students by Full and Part-Time by Gender and Race Classification: Fall 2015 .....  | 24 |
| Figure 20: College of Education Head Count: Fall 2004-2015 .....  | 25 |
| Figure 21: College of Education Student Credit Hours: Fall 2004-2015 .....  | 25 |
| Figure 22: College of Education Head Count by Ethnicity by Gender: Fall 2015 .....  | 26 |
| Table 8: College of Education Head Count Summary for Undergraduate and Graduate Students by Full and Part-Time by Gender and Race Classification: Fall 2015.....  | 27 |
| Figure 23: College of Information Science & Technology Head Count: Fall 2004-2015 .....   | 28 |
| Figure 24: College of Information Science & Technology Student Credit Hours: Fall 2004-2015 .....   | 28 |
| Figure 25: College of Information Science & Technology Student Credit Hours: Fall 2004-2015 .....   | 29 |
| Table 9: College of Information Science and Technology Head Count Summary for Undergraduate and Graduate Summary by Full and Part-Time by Gender and Race Classification: Fall 2015.....                        | 30 |
| Figure 26: College of Public Affairs & Community Service Delivery-Site Head Count: Fall 2004-2015 .....   | 31 |
| Figure 27: College of Public Affairs & Community Service Delivery-Site Student Credit Hours: Fall 2004-2015 .....   | 31 |
| Figure 28: College of Public Affairs & Community Service Delivery-Site Head Count by Ethnicity by Gender: Fall 2015.....  | 32 |
| Table 10: College of Public Affairs and Community Service Delivery-Site Head Count Summary for Undergraduate and Graduate Students by Full and Part-Time by Gender and Race Classification: Fall 2015 .....     | 33 |
| Figure 29: College of Public Affairs & Community Service Administrative-Site Head Count: Fall 2004-2015 .....   | 34 |
| Figure 30: College of Public Affairs & Community Service Administrative-Site Student Credit Hours: Fall 2004-2015 .....   | 34 |
| Figure 31: College of Public Affairs & Community Service Administrative-Site Head Count by Ethnicity by Gender: Fall 2015.....  | 35 |
| Table 11: College of Public Affairs & Community Service Administrative-Site Head Count Summary for Undergraduate and Graduate Students by Full and Part-Time by Gender and Race Classification: Fall 2015 ..... | 36 |
| Figure 32: College of CPACS, Division of Continuing Studies Head Count: Fall 2004-2015 .....  | 37 |



|   |    |
|---|----|
| Figure 33: College of CPACS, Division of Continuing Studies Head Count by Ethnicity by Gender: Fall 2015 .....  | 37 |
| Table 12: College of CPACS Division of Continuing Studies Head Count Summary for Undergraduate Students by Full and Part-Time by Gender and Race Classification: Fall 2015..... | 38 |
| Table 13: Cooperative Graduate Program Head Count Summary for Graduate Students by Full and Part-Time by Gender and Race Classification: Fall 2015 .....                        | 39 |
| Figure 34: University Division Head Count: Fall 2004-2015.....  | 40 |
| Figure 35: University Division Student Credit Hours: Fall 2004-2015.....  | 40 |
| Figure 36: University Division Head Count by Ethnicity by Gender: Fall 2015 .....   | 41 |
| Table 14: University Division Head Count Summary for Undergraduate Students by Full and Part-Time by Gender and Race Classification: Fall 2015 .....                            | 42 |
| Figure 37: Non-Degree/Intercampus Special Undergraduate Students Head Count: Fall 2004-2015 .....   | 43 |
| Figure 38: Non-Degree/Intercampus Special Undergraduate Students Head Count by Ethnicity by Gender: Fall 2015 .....   | 43 |
| Table 15: Non-Degree/Intercampus Head Count Summary for Special Undergraduate Students by Full and Part-Time by Gender and Race Classification: Fall 2015.....                  | 44 |
| Figure 39: Non-Degree/Inter Campus Special Graduate Students Head Count: Fall 2004-2015 .....   | 45 |
| Figure 40: Non-Degree/Intercampus Special Graduate Students Head Count by Ethnicity by Gender: Fall 2015 .....  | 45 |
| Table 16: Non-Degree/Intercampus Head Count Summary for Special Graduate Students by Full and Part-Time by Gender and Race Classification: Fall 2015.....                       | 46 |
| Figure 41: Other Honors Student Credit Hours by Level of Instruction: Fall 2004-2015.....   | 47 |
| Figure 42: College of Agriculture Delivery-Site Head Count: Fall 2004-2015 .....  | 48 |
| Figure 43: College of Agriculture Delivery-Site Student Credit Hours: Fall 2003-2014 .....  | 48 |
| Figure 44: College of Agriculture Delivery-Site Head Count by Ethnicity by Gender: Fall 2015.....   | 49 |
| Table 17: College of Agriculture Head Count Summary for Undergraduate Students by Full and Part-Time by Gender and Race Classification: Fall 2015 .....                         | 50 |
| Figure 45: College of Architecture Delivery-Site Head Count: Fall 2004-2015.....  | 51 |
| Figure 46: College of Architecture Delivery-Site Student Credit Hours: Fall 2004-2015 .....   | 51 |
| Figure 47: College of Architecture Delivery-Site Head Count by Ethnicity by Gender: Fall 2015.....  | 52 |
| Table 18: College of Architecture Head Count Summary for Undergraduate Students by Full and Part-Time by Gender and Race Classification: Fall 2015 .....                        | 53 |
| Figure 48: College of Engineering Delivery-Site Head Count: Fall 2004-2015 .....  | 54 |
| Figure 49: College of Engineering Delivery-Site Student Credit Hours: Fall 2004-2015 .....  | 54 |
| Figure 50: College of Engineering Delivery-Site Head Count by Ethnicity by Gender: Fall 2014.....   | 55 |

Table 19: College of Engineering Head Count Summary for Undergraduate Students by Full and Part-Time by Gender and Race Classification: Fall 2015 ..... 56

Figure 51: College of Education and Human Sciences Delivery-Site Head Count: Fall 2004-2015..... 57

Figure 52: College of Education and Human Sciences Delivery-Site Student Credit Hours: Fall 2004-2015 ..... 57

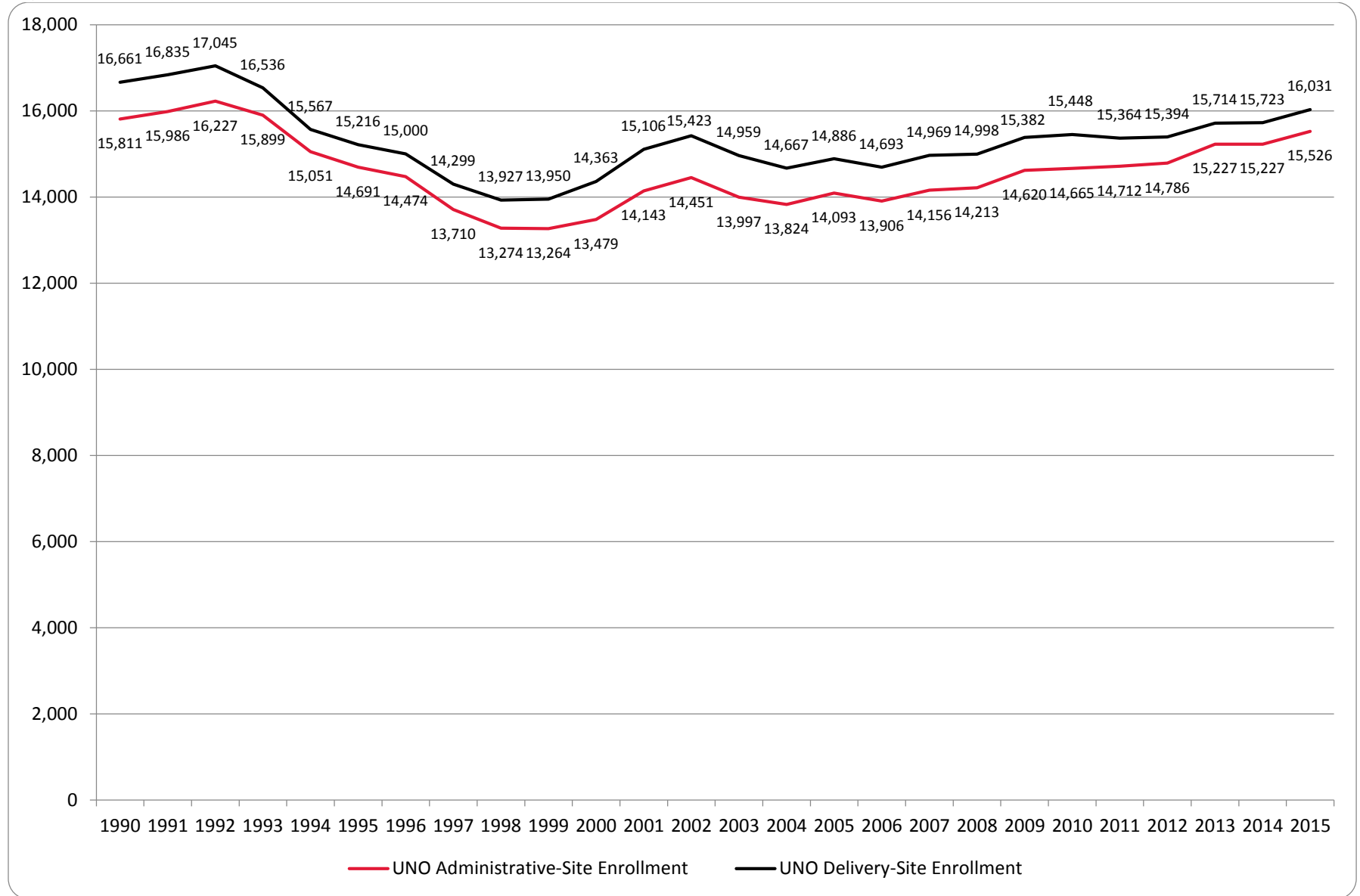
Glossary..... 58



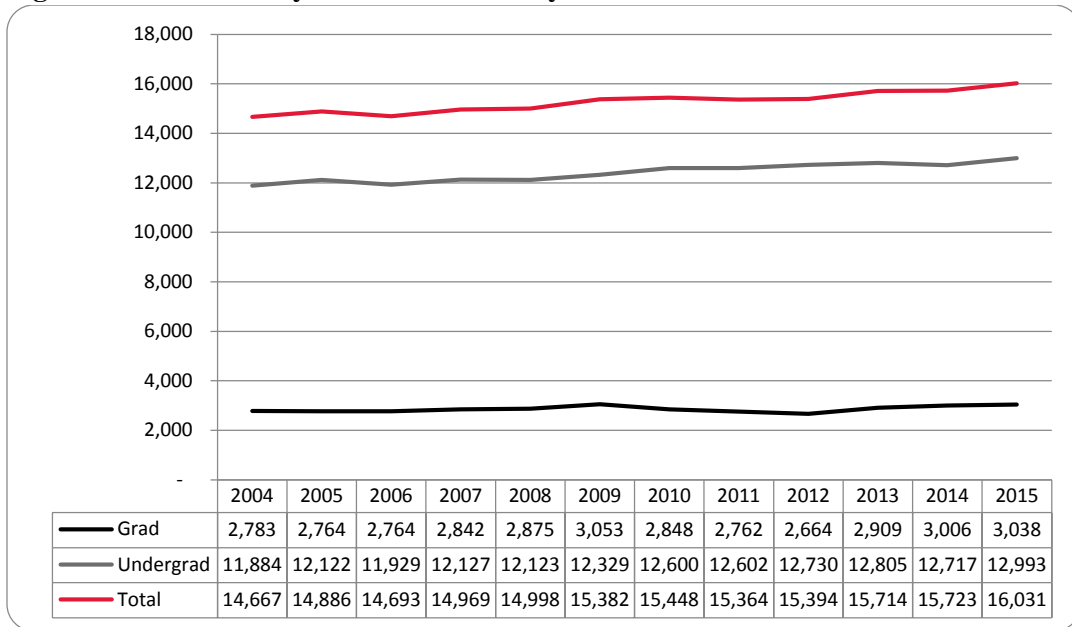
**Table 1: UNO Delivery-Site and Administrative-Site Head Count Enrollment and Comparison: Fall Semester, 2015**

|   | Fall 2015        |                     | Fall 2014                 | Fall 2014-15<br>Administrative-Site |                       |
|---|------------------|---------------------|---------------------------|-------------------------------------|-----------------------|
|   | Delivery-Site    | Administrative-Site | Administrative-Site       | Numerical Change                    | Percent Change        |
| <b>UNO:</b>                             |                  |                     |                           |                                     |                       |
| <i>Undergraduate</i>                    |                  |                     |                           |                                     |                       |
| Arts & Science                          | 3,542            | 3,542               | 3,513                     | 29                                  | 0.8%                  |
| Business Administration                 | 2,043            | 2,043               | 1,995                     | 48                                  | 2.4%                  |
| Communication, Fine Arts & Media        | 979              | 979                 | 972                       | 7                                   | 0.7%                  |
| Education                               | 1,472            | 1,472               | 1,500                     | -28                                 | -1.9%                 |
| Information Science and Technology      | 899              | 899                 | 796                       | 103                                 | 12.9%                 |
| Public Affairs & Community Services     | 915              | 1,252               | 1,080                     | 172                                 | 15.9%                 |
| Division of Continuing Studies          | 1,309            | 1,309               | 1,250                     | 59                                  | 4.7%                  |
| Sub-total CPACS including Cont. Studies | 2,224            | 2,561               | 2,330                     | 231                                 | 9.9%                  |
| Non-Degree                              | 273              | 273                 | 310                       | -37                                 | -11.9%                |
| University Division                     | 719              | 719                 | 805                       | -86                                 | -10.7%                |
| <b>Total Undergraduate</b>              | 12,151           | 12,488              | 12,221                    | 267                                 | 2.2%                  |
| <i>Graduate</i>                         |                  |                     |                           |                                     |                       |
| Arts & Science                          | 431              | 431                 | 449                       | -18                                 | -4.0%                 |
| Business Administration                 | 386              | 386                 | 415                       | -29                                 | -7.0%                 |
| Communication, Fine Arts & Media        | 77               | 77                  | 83                        | -6                                  | -7.2%                 |
| Education                               | 820              | 820                 | 867                       | -47                                 | -5.4%                 |
| Information Science and Technology      | 406              | 406                 | 359                       | 47                                  | 13.1%                 |
| Public Affairs & Community Services     | 575              | 575                 | 513                       | 62                                  | 12.1%                 |
| New Cooperative Graduate Programs       | 8                | 8                   | 6                         | 2                                   | 33.3%                 |
| Undeclared                              | 335              | 335                 | 314                       | 21                                  | 6.7%                  |
| <b>Total Graduate</b>                   | 3,038            | 3,038               | 3,006                     | 32                                  | 1.1%                  |
| <b>UNO Administrative-Site Total</b>    |                  | 15,526              | 15,227                    | 299                                 | 2.0%                  |
| <b>UNL:</b>                             | <b>Fall 2015</b> |                     | <b>Delivery Fall 2014</b> | <b>Numerical Change</b>             | <b>Percent Change</b> |
| Agriculture                             | 13               |                     | 14                        |                                     |                       |
| Architecture                            | 10               |                     | 16                        |                                     |                       |
| Engineering & Technology                | 819              |                     | 795                       |                                     |                       |
| Education and Human Science             | 0                |                     | 3                         |                                     |                       |
| <b>Total UNL in Omaha</b>               | 842              |                     | 828                       | 14                                  | 1.7%                  |
|   | <b>Fall 2015</b> |                     | <b>Fall 2014</b>          | <b>Numerical Change</b>             | <b>Percent Change</b> |
| <b>UNO Delivery-Site Total</b>          | 16,031           |                     | 15,723                    | 308                                 | 2.0%                  |

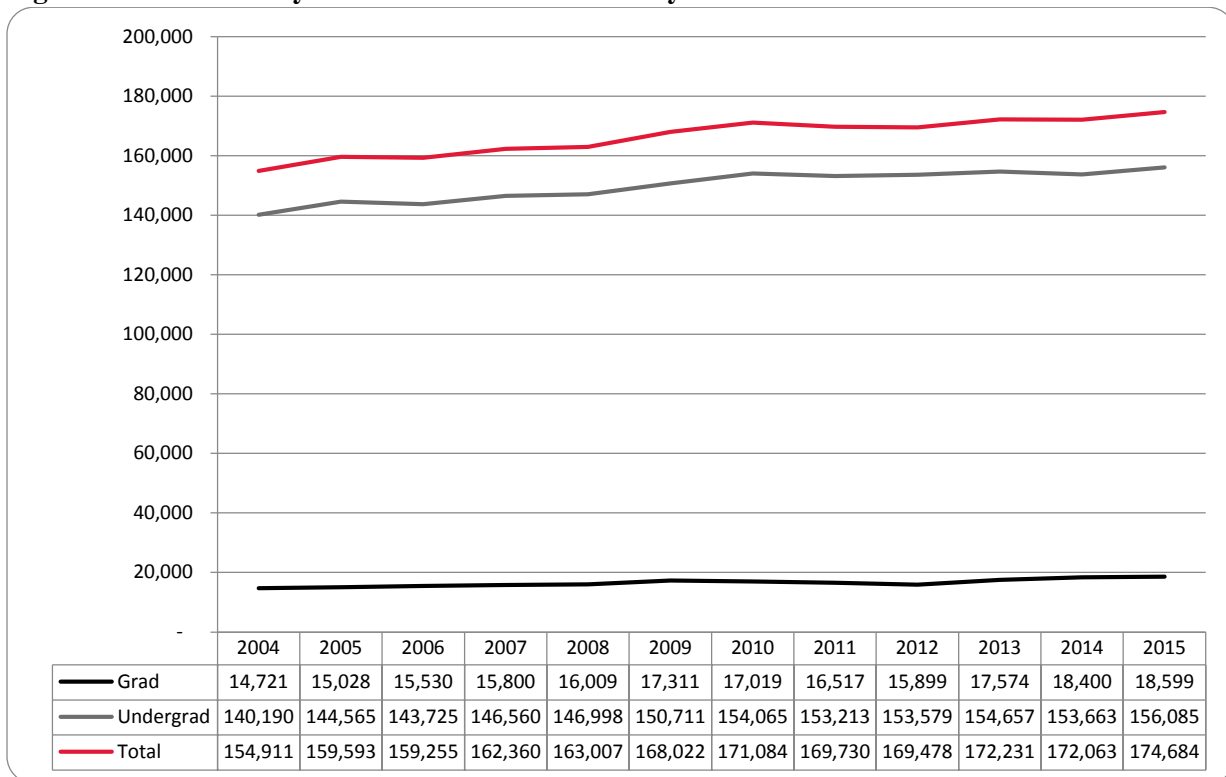
**Figure 1: Delivery-Site & Administrative-Site Head Count Enrollment: Fall 1990 – 2015**



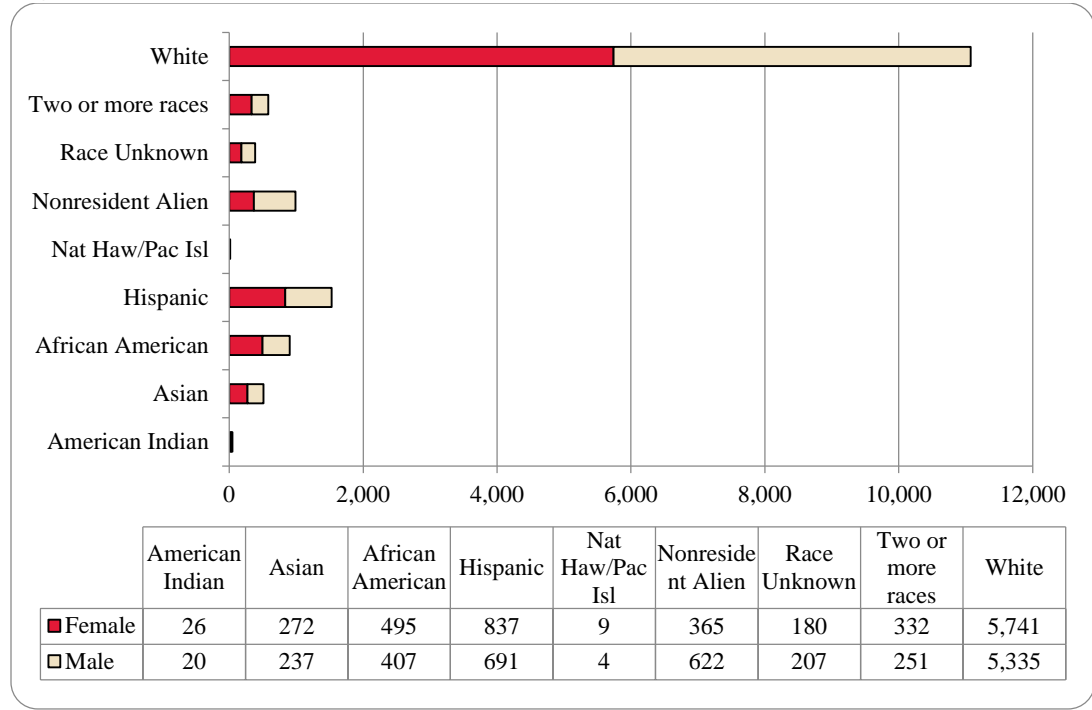
**Figure 2: UNO Delivery-Site Head Count by Student Level: Fall 2004-2015**



**Figure 3: UNO Delivery-Site Student Credit Hours by Student Level: Fall 2004-2015**



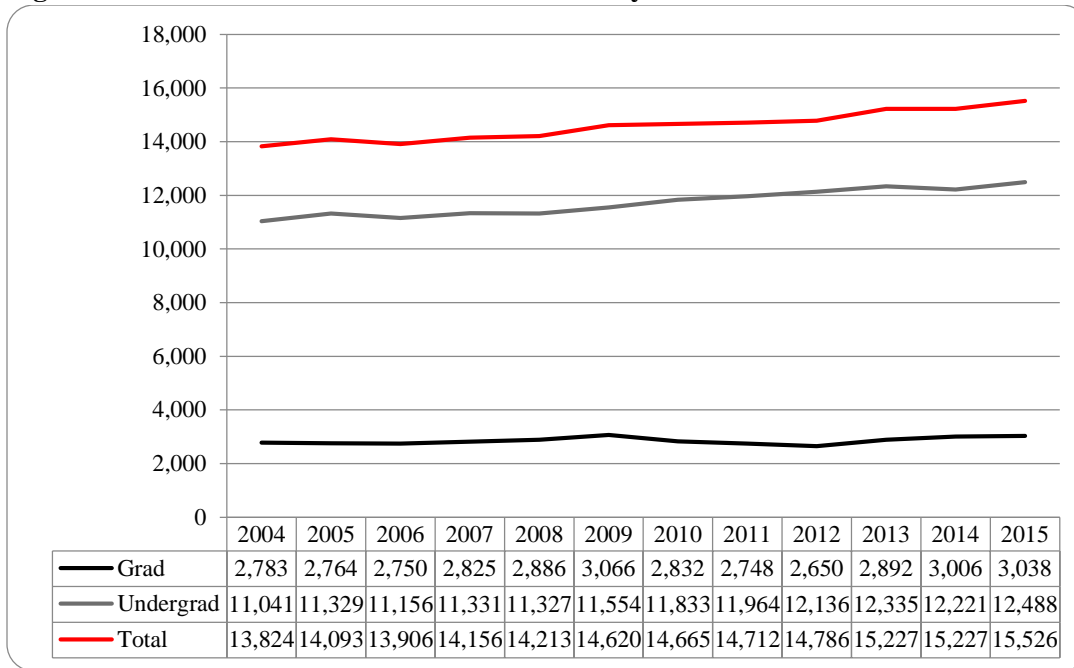
**Figure 4: UNO Delivery-Site Head Count by Ethnicity by Gender: Fall 2015**



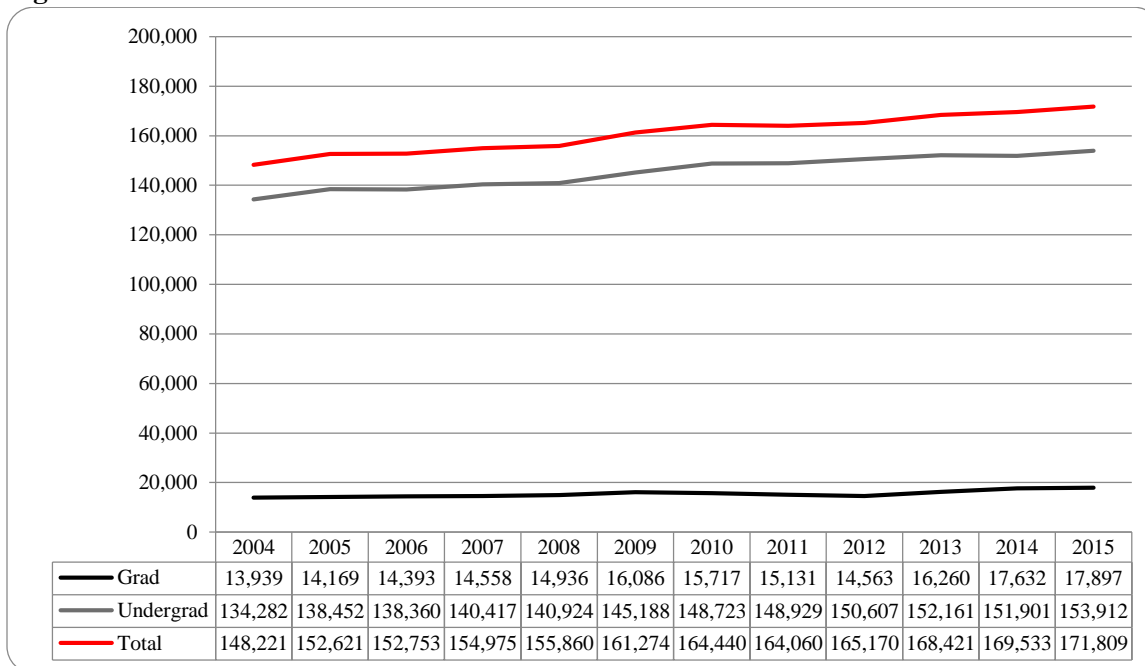
**Table 2: Total UNO Delivery-Site Head Count Summary for Undergraduate and Graduate Students Full and Part-Time by Gender and Race Classification: Fall 2015**

|                            | American Indian |    | Asian |     | African American |     | Hispanics |     | Nat Haw / Pac Isl |   | Race Unknown |     | Two or more races |     | White |       | Nonresident Alien |     | Total |       |        |  |
|----------------------------|-----------------|----|-------|-----|------------------|-----|-----------|-----|-------------------|---|--------------|-----|-------------------|-----|-------|-------|-------------------|-----|-------|-------|--------|--|
|                            | F               | M  | F     | M   | F                | M   | F         | M   | F                 | M | F            | M   | F                 | M   | F     | M     | F                 | M   | F     | M     | Total  |  |
| <b>Undergraduate</b>       |                 |    |       |     |                  |     |           |     |                   |   |              |     |                   |     |       |       |                   |     |       |       |        |  |
| <b>Full-Time</b>           |                 |    |       |     |                  |     |           |     |                   |   |              |     |                   |     |       |       |                   |     |       |       |        |  |
| First-Time Freshmen        | 2               | 4  | 54    | 26  | 72               | 45  | 169       | 141 | 2                 | 2 | 20           | 20  | 51                | 36  | 702   | 639   | 30                | 52  | 1,102 | 965   | 2,067  |  |
| Other Freshmen             |                 | 1  | 17    | 14  | 33               | 19  | 45        | 52  |                   |   | 8            | 12  | 24                | 17  | 181   | 245   | 26                | 55  | 334   | 415   | 749    |  |
| Sophomores                 | 4               | 2  | 41    | 36  | 66               | 44  | 144       | 137 | 3                 | 1 | 18           | 29  | 52                | 50  | 717   | 790   | 54                | 89  | 1,099 | 1,178 | 2,277  |  |
| Juniors                    | 5               | 1  | 47    | 41  | 75               | 68  | 145       | 101 | 1                 |   | 24           | 30  | 58                | 38  | 854   | 845   | 48                | 70  | 1,257 | 1,194 | 2,451  |  |
| Seniors                    | 6               | 3  | 43    | 35  | 69               | 49  | 113       | 81  | 2                 |   | 43           | 41  | 42                | 28  | 892   | 831   | 24                | 48  | 1,234 | 1,116 | 2,350  |  |
| Special                    |                 |    | 3     | 2   | 1                | 2   | 2         | 5   |                   |   | 3            | 1   |                   | 3   | 42    | 38    | 3                 | 5   | 54    | 56    | 110    |  |
| <b>Total Full-Time</b>     | 17              | 11 | 205   | 154 | 316              | 227 | 618       | 517 | 8                 | 3 | 116          | 133 | 227               | 172 | 3,388 | 3,388 | 185               | 319 | 5,080 | 4,924 | 10,004 |  |
|                            |                 |    |       |     |                  |     |           |     |                   |   |              |     |                   |     |       |       |                   |     |       |       |        |  |
| <b>Part-Time</b>           |                 |    |       |     |                  |     |           |     |                   |   |              |     |                   |     |       |       |                   |     |       |       |        |  |
| First-Time Freshmen        |                 |    | 3     | 4   | 4                | 4   | 16        | 6   |                   |   |              |     | 3                 | 1   | 40    | 32    | 3                 | 1   | 69    | 48    | 117    |  |
| Other Freshmen             |                 | 2  | 3     | 9   | 10               | 10  | 12        | 22  |                   |   | 7            | 6   | 6                 | 4   | 87    | 103   | 3                 | 3   | 128   | 159   | 287    |  |
| Sophomores                 |                 | 1  | 5     | 4   | 16               | 16  | 24        | 27  |                   |   | 7            | 4   | 13                | 14  | 136   | 138   | 2                 | 2   | 203   | 206   | 409    |  |
| Juniors                    | 1               | 1  | 8     | 12  | 28               | 28  | 31        | 18  |                   |   | 8            | 9   | 17                | 9   | 263   | 264   | 3                 | 4   | 359   | 345   | 704    |  |
| Seniors                    | 4               | 1  | 9     | 13  | 46               | 59  | 47        | 46  |                   | 1 | 14           | 28  | 19                | 21  | 375   | 453   | 2                 | 19  | 516   | 641   | 1,157  |  |
| Special                    |                 | 1  | 10    | 8   | 6                | 8   | 8         | 13  |                   |   | 4            | 2   | 2                 | 2   | 116   | 134   | 1                 |     | 147   | 168   | 315    |  |
| <b>Total Part-Time</b>     | 5               | 6  | 38    | 50  | 110              | 125 | 138       | 132 |                   | 1 | 40           | 49  | 60                | 51  | 1,017 | 1,124 | 14                | 29  | 1,422 | 1,567 | 2,989  |  |
| <b>Total Undergraduate</b> | 22              | 17 | 243   | 204 | 426              | 352 | 756       | 649 | 8                 | 4 | 156          | 182 | 287               | 223 | 4,405 | 4,512 | 199               | 348 | 6,502 | 6,491 | 12,993 |  |
|                            |                 |    |       |     |                  |     |           |     |                   |   |              |     |                   |     |       |       |                   |     |       |       |        |  |
| <b>Graduate</b>            |                 |    |       |     |                  |     |           |     |                   |   |              |     |                   |     |       |       |                   |     |       |       |        |  |
| <b>Full-Time</b>           |                 |    |       |     |                  |     |           |     |                   |   |              |     |                   |     |       |       |                   |     |       |       |        |  |
| Certificate                |                 |    |       |     |                  |     |           |     |                   |   |              |     |                   |     | 2     |       |                   |     | 2     |       | 2      |  |
| Masters                    |                 | 1  | 4     | 5   | 14               | 8   | 20        | 9   |                   |   | 5            | 4   | 11                | 7   | 311   | 145   | 114               | 168 | 479   | 347   | 826    |  |
| Doctoral                   |                 |    | 1     |     | 1                | 1   | 1         |     |                   |   | 1            | 1   | 1                 | 1   | 15    | 15    | 5                 | 13  | 23    | 31    | 54     |  |
| Special Graduate           | 1               |    |       | 1   |                  |     | 1         | 1   |                   |   | 1            | 1   | 1                 |     | 10    | 28    | 6                 | 27  | 20    | 58    | 78     |  |
| <b>Total</b>               | 1               | 1  | 5     | 6   | 14               | 9   | 22        | 10  |                   |   | 6            | 6   | 13                | 8   | 338   | 188   | 125               | 208 | 524   | 436   | 960    |  |
|                            |                 |    |       |     |                  |     |           |     |                   |   |              |     |                   |     |       |       |                   |     |       |       |        |  |
| <b>Part-Time</b>           |                 |    |       |     |                  |     |           |     |                   |   |              |     |                   |     |       |       |                   |     |       |       |        |  |
| Certificate                |                 |    | 2     | 1   | 1                | 3   | 2         |     |                   |   | 2            |     |                   |     | 25    | 16    | 1                 | 1   | 33    | 21    | 54     |  |
| Masters                    | 3               | 2  | 16    | 19  | 40               | 28  | 43        | 27  |                   |   | 10           | 15  | 24                | 15  | 744   | 489   | 30                | 48  | 910   | 643   | 1,553  |  |
| Doctoral                   |                 |    | 2     | 1   | 1                | 3   | 3         | 2   |                   |   | 1            |     | 4                 | 2   | 61    | 49    | 5                 | 9   | 77    | 66    | 143    |  |
| Special Graduate           |                 |    | 4     | 6   | 13               | 12  | 11        | 3   | 1                 |   | 5            | 4   | 4                 | 3   | 168   | 81    | 5                 | 8   | 211   | 117   | 328    |  |
| <b>Total Part-Time</b>     | 3               | 2  | 24    | 27  | 55               | 46  | 59        | 32  | 1                 |   | 18           | 19  | 32                | 20  | 998   | 635   | 41                | 66  | 1,231 | 847   | 2,078  |  |
| <b>Total Graduate</b>      | 4               | 3  | 29    | 33  | 69               | 55  | 81        | 42  | 1                 |   | 24           | 25  | 45                | 28  | 1,336 | 823   | 166               | 274 | 1,755 | 1,283 | 3,038  |  |
|                            |                 |    |       |     |                  |     |           |     |                   |   |              |     |                   |     |       |       |                   |     |       |       |        |  |
| <b>Total All Students</b>  | 26              | 20 | 272   | 237 | 495              | 407 | 837       | 691 | 9                 | 4 | 180          | 207 | 332               | 251 | 5,741 | 5,335 | 365               | 622 | 8,257 | 7,774 | 16,031 |  |

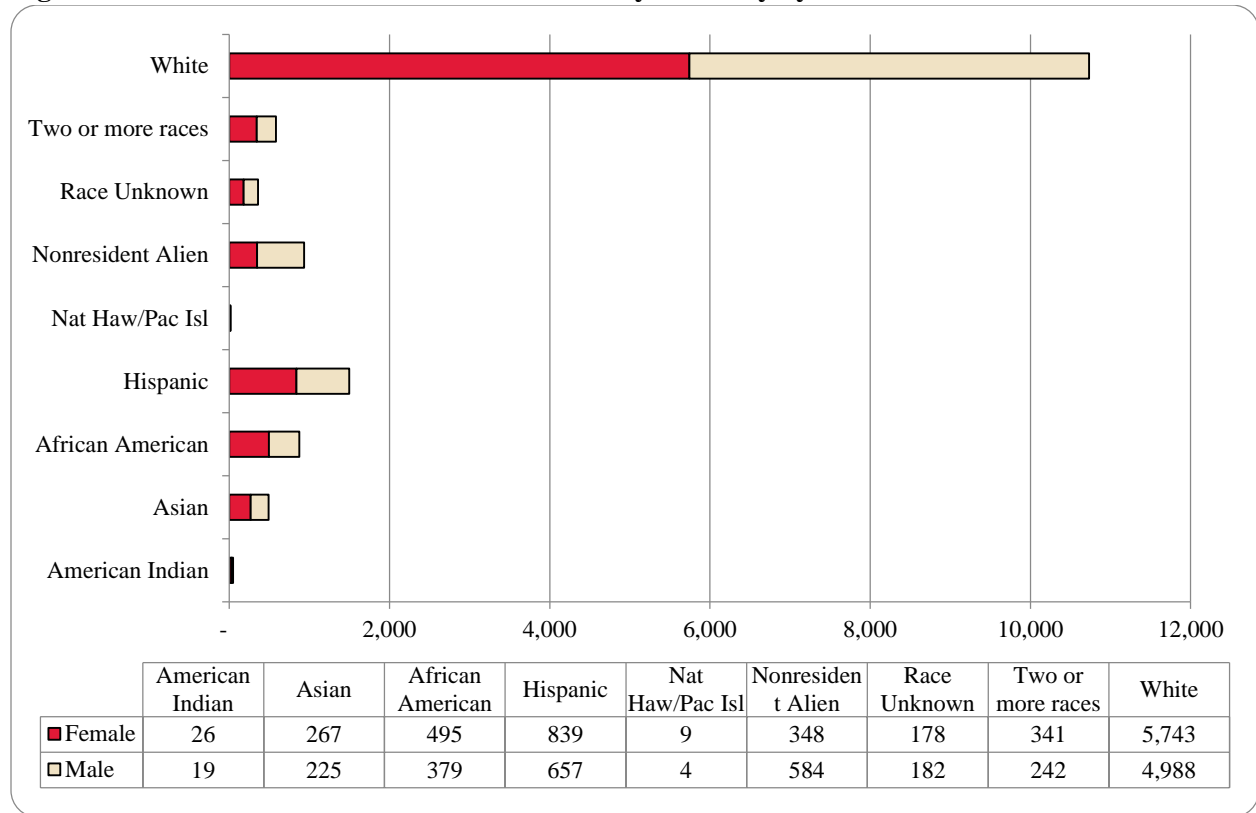
**Figure 5: UNO Administrative-Site Head Count by Student Level: Fall 2004-2015**



**Figure 6: UNO Administrative-Site Student Credit Hours: Fall 2004-2015**



**Figure 7: UNO Administrative-Site Head Count by Ethnicity by Gender: Fall 2015**

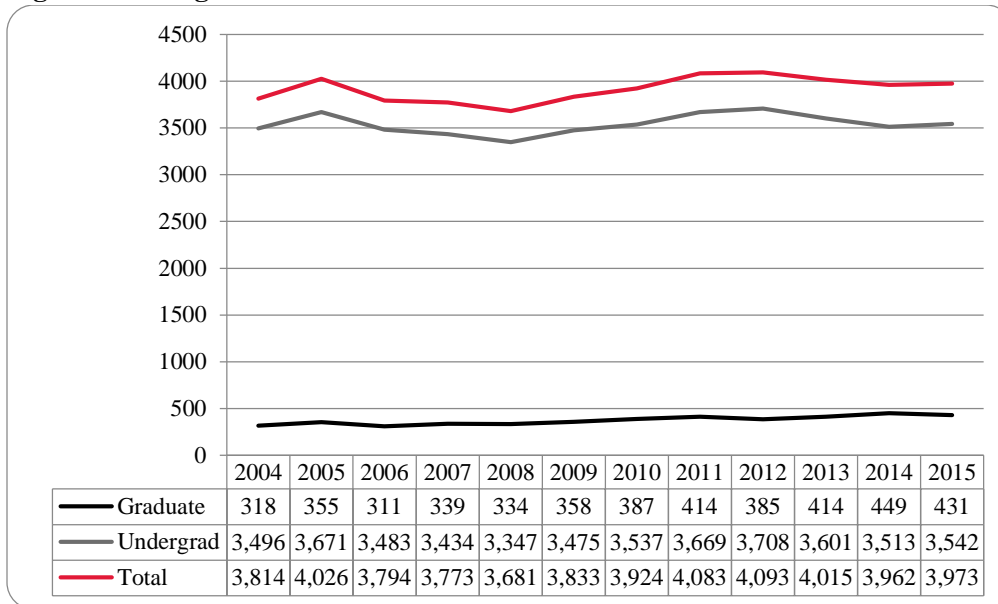




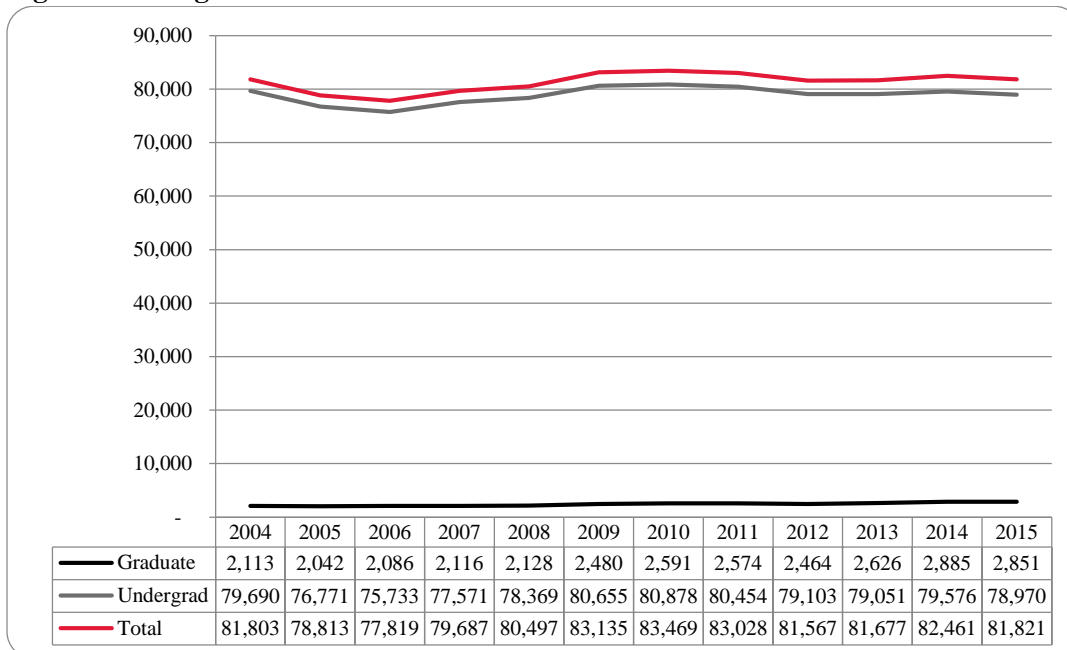
**Table 3: Total UNO Administrative-Site Head Count Summary for Undergraduate and Graduate Students by Full and Part-Time by Gender and Race Classification: Fall 2015**

|                            | American Indian |    | Asian |     | African American |     | Hispanics |     | Nat Haw / Pac Isl |   | Race Unknown |     | Two or more races |     | White |       | Nonresident Alien |     | Total |       |        |
|----------------------------|-----------------|----|-------|-----|------------------|-----|-----------|-----|-------------------|---|--------------|-----|-------------------|-----|-------|-------|-------------------|-----|-------|-------|--------|
|                            | F               | M  | F     | M   | F                | M   | F         | M   | F                 | M | F            | M   | F                 | M   | F     | M     | F                 | M   | F     | M     | Total  |
| <b>Undergraduate</b>       |                 |    |       |     |                  |     |           |     |                   |   |              |     |                   |     |       |       |                   |     |       |       |        |
| <b>Full-Time</b>           |                 |    |       |     |                  |     |           |     |                   |   |              |     |                   |     |       |       |                   |     |       |       |        |
| First-Time Freshmen        | 2               | 3  | 52    | 22  | 71               | 43  | 167       | 133 | 2                 | 2 | 20           | 14  | 51                | 35  | 682   | 521   | 27                | 45  | 1,074 | 818   | 1,892  |
| Other Freshmen             |                 | 1  | 17    | 14  | 34               | 22  | 49        | 53  |                   |   | 8            | 12  | 25                | 18  | 204   | 260   | 22                | 54  | 359   | 434   | 793    |
| Sophomores                 | 4               | 2  | 41    | 35  | 65               | 41  | 145       | 127 | 3                 | 1 | 18           | 27  | 53                | 46  | 721   | 726   | 51                | 83  | 1,101 | 1,088 | 2,189  |
| Juniors                    | 5               | 1  | 46    | 40  | 76               | 66  | 147       | 99  | 1                 |   | 23           | 27  | 63                | 35  | 864   | 804   | 43                | 59  | 1,268 | 1,131 | 2,399  |
| Seniors                    | 6               | 3  | 41    | 32  | 71               | 45  | 113       | 76  | 2                 |   | 43           | 31  | 44                | 26  | 888   | 745   | 23                | 40  | 1,231 | 998   | 2,229  |
| Special                    |                 |    | 3     | 2   | 1                | 2   | 2         | 4   |                   |   | 3            |     |                   | 3   | 41    | 37    | 3                 | 4   | 53    | 52    | 105    |
| <b>Total Full-Time</b>     | 17              | 10 | 200   | 145 | 318              | 219 | 623       | 492 | 8                 | 3 | 115          | 111 | 236               | 163 | 3,400 | 3,093 | 169               | 285 | 5,086 | 4,521 | 9,607  |
| <b>Part-Time</b>           |                 |    |       |     |                  |     |           |     |                   |   |              |     |                   |     |       |       |                   |     |       |       |        |
| First-Time Freshmen        |                 |    | 3     | 4   | 4                | 4   | 15        | 6   |                   |   |              |     | 3                 | 1   | 40    | 31    | 3                 | 1   | 68    | 47    | 115    |
| Other Freshmen             |                 | 2  | 3     | 9   | 10               | 9   | 12        | 22  |                   |   | 7            | 6   | 6                 | 4   | 86    | 97    | 3                 | 3   | 127   | 152   | 279    |
| Sophomores                 |                 | 1  | 5     | 4   | 16               | 14  | 23        | 25  |                   |   | 7            | 4   | 13                | 13  | 132   | 128   | 2                 | 2   | 198   | 191   | 389    |
| Juniors                    | 1               | 1  | 8     | 11  | 27               | 21  | 30        | 15  |                   |   | 8            | 8   | 17                | 9   | 260   | 251   | 2                 | 4   | 353   | 320   | 673    |
| Seniors                    | 4               | 1  | 9     | 12  | 45               | 50  | 47        | 42  | 1                 |   | 13           | 27  | 19                | 22  | 374   | 438   | 2                 | 15  | 513   | 608   | 1,121  |
| Special                    |                 | 1  | 10    | 7   | 6                | 7   | 8         | 13  |                   |   | 4            | 1   | 2                 | 2   | 115   | 127   | 1                 |     | 146   | 158   | 304    |
| <b>Total Part-Time</b>     | 5               | 6  | 38    | 47  | 108              | 105 | 135       | 123 | 1                 |   | 39           | 46  | 60                | 51  | 1,007 | 1,072 | 13                | 25  | 1,405 | 1,476 | 2,881  |
| <b>Total Undergraduate</b> | 22              | 16 | 238   | 192 | 426              | 324 | 758       | 615 | 8                 | 4 | 154          | 157 | 296               | 214 | 4,407 | 4,165 | 182               | 310 | 6,491 | 5,997 | 12,488 |
| <b>Graduate</b>            |                 |    |       |     |                  |     |           |     |                   |   |              |     |                   |     |       |       |                   |     |       |       |        |
| <b>Full-Time</b>           |                 |    |       |     |                  |     |           |     |                   |   |              |     |                   |     |       |       |                   |     |       |       |        |
| Certificate                |                 |    |       |     |                  |     |           |     |                   |   |              |     |                   |     | 2     |       |                   |     | 2     |       | 2      |
| Masters                    |                 | 1  | 4     | 5   | 14               | 8   | 20        | 9   |                   |   | 5            | 4   | 11                | 7   | 311   | 145   | 114               | 168 | 479   | 347   | 826    |
| Doctoral                   |                 |    | 1     |     |                  | 1   | 1         |     |                   |   |              | 1   | 1                 | 1   | 15    | 15    | 5                 | 13  | 23    | 31    | 54     |
| Special Graduate           | 1               |    |       | 1   |                  |     | 1         | 1   |                   |   | 1            | 1   | 1                 |     | 10    | 28    | 6                 | 27  | 20    | 58    | 78     |
| <b>Total Full-Time</b>     | 1               | 1  | 5     | 6   | 14               | 9   | 22        | 10  |                   |   | 6            | 6   | 13                | 8   | 338   | 188   | 125               | 208 | 524   | 436   | 960    |
| <b>Part-Time</b>           |                 |    |       |     |                  |     |           |     |                   |   |              |     |                   |     |       |       |                   |     |       |       |        |
| Certificate                |                 |    | 2     | 1   | 1                | 3   | 2         |     |                   |   | 2            |     |                   |     | 25    | 16    | 1                 | 1   | 33    | 21    | 54     |
| Masters                    | 3               | 2  | 16    | 19  | 40               | 28  | 43        | 27  |                   |   | 10           | 15  | 24                | 15  | 744   | 489   | 30                | 48  | 910   | 643   | 1,553  |
| Doctoral                   |                 |    | 2     | 1   | 1                | 3   | 3         | 2   |                   |   | 1            |     | 4                 | 2   | 61    | 49    | 5                 | 9   | 77    | 66    | 143    |
| Special Graduate           |                 |    | 4     | 6   | 13               | 12  | 11        | 3   | 1                 |   | 5            | 4   | 4                 | 3   | 168   | 81    | 5                 | 8   | 211   | 117   | 328    |
| <b>Total Part-Time</b>     | 3               | 2  | 24    | 27  | 55               | 46  | 59        | 32  | 1                 |   | 18           | 19  | 32                | 20  | 998   | 635   | 41                | 66  | 1,231 | 847   | 2,078  |
| <b>Total Graduate</b>      | 4               | 3  | 29    | 33  | 69               | 55  | 81        | 42  | 1                 |   | 24           | 25  | 45                | 28  | 1,336 | 823   | 166               | 274 | 1,755 | 1,283 | 3,038  |
| <b>Total All Students</b>  | 26              | 19 | 267   | 225 | 495              | 379 | 839       | 657 | 9                 | 4 | 178          | 182 | 341               | 242 | 5,743 | 4,988 | 348               | 584 | 8,246 | 7,280 | 15,526 |

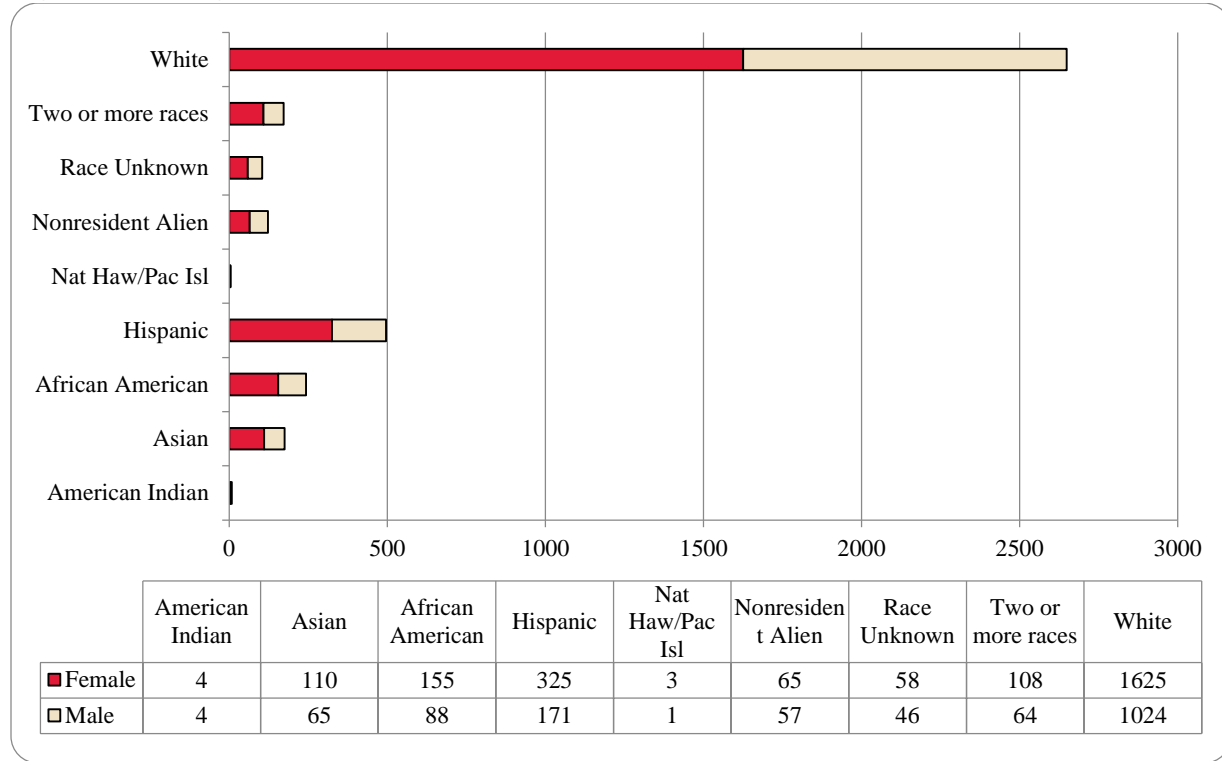
**Figure 8: College of Arts & Sciences Head Count: Fall 2004-2015**



**Figure 9: College of Arts & Sciences Student Credit Hours: Fall 2004-2015**



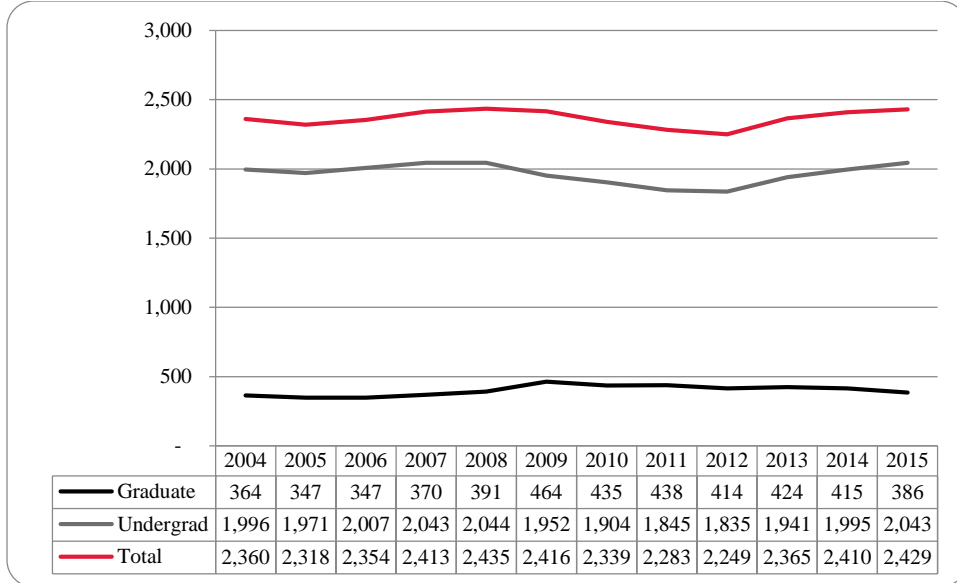
**Figure 10: College of Arts & Sciences Head Count by Ethnicity by Gender: Fall 2015**



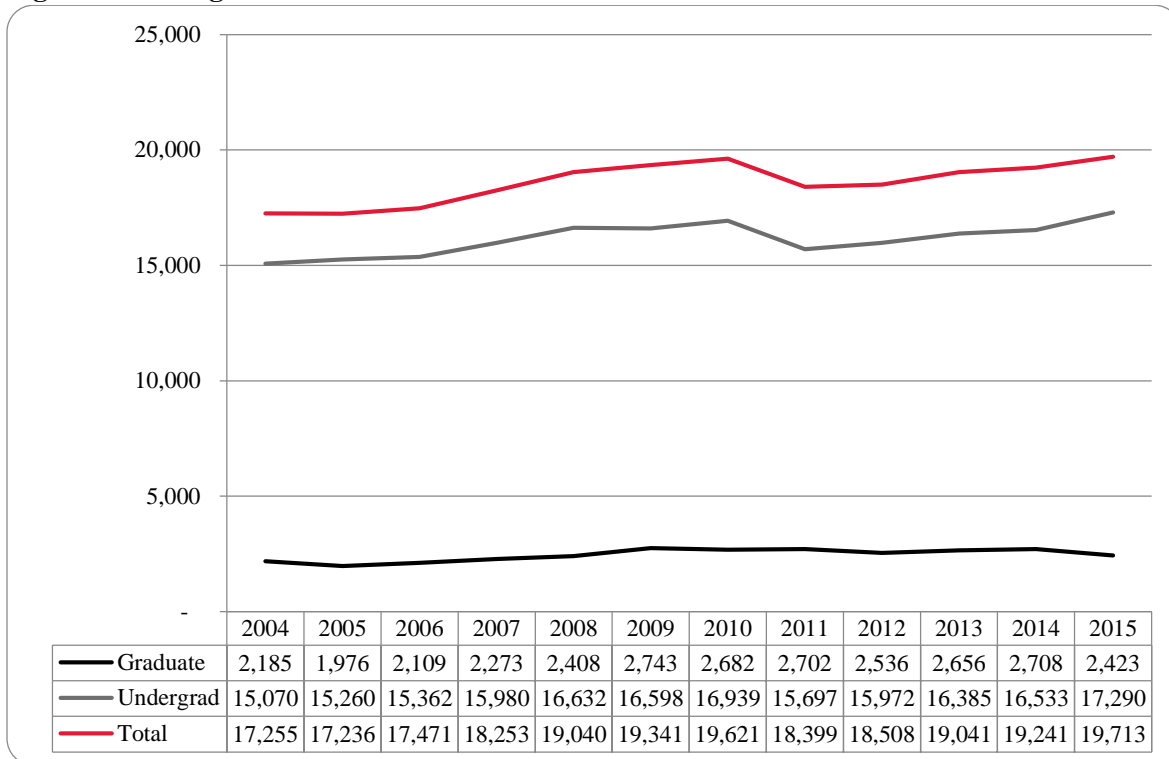
**Table 4: College of Arts & Sciences Head Count Summary for Undergraduate and Graduate Students by Full and Part-Time by Gender and Race Classification: Fall 2015**

|                            | American Indian |   | Asian |    | African American |    | Hispanics |     | Nat Haw / Pac Isl |   | Race Unknown |    | Two or more races |    | White |       | Nonresident Alien |    | Total |       |       |  |
|----------------------------|-----------------|---|-------|----|------------------|----|-----------|-----|-------------------|---|--------------|----|-------------------|----|-------|-------|-------------------|----|-------|-------|-------|--|
|                            | F               | M | F     | M  | F                | M  | F         | M   | F                 | M | F            | M  | F                 | M  | F     | M     | F                 | M  | F     | M     | Total |  |
| <b>Undergraduate</b>       |                 |   |       |    |                  |    |           |     |                   |   |              |    |                   |    |       |       |                   |    |       |       |       |  |
| <b>Full-Time</b>           |                 |   |       |    |                  |    |           |     |                   |   |              |    |                   |    |       |       |                   |    |       |       |       |  |
| First-Time Freshmen        |                 | 1 | 24    | 8  | 28               | 7  | 75        | 27  | 1                 |   | 9            | 3  | 20                | 10 | 275   | 108   | 16                | 8  | 448   | 172   | 620   |  |
| Other Freshmen             |                 |   | 10    | 1  | 20               | 9  | 22        | 13  |                   |   | 4            | 2  | 8                 | 3  | 66    | 42    | 4                 | 8  | 134   | 78    | 212   |  |
| Sophomores                 | 2               | 1 | 21    | 12 | 38               | 12 | 59        | 34  | 1                 |   | 9            | 5  | 21                | 20 | 263   | 174   | 10                | 11 | 424   | 269   | 693   |  |
| Juniors                    |                 | 1 | 18    | 17 | 26               | 19 | 64        | 34  | 1                 |   | 7            | 9  | 15                | 8  | 285   | 164   | 16                | 10 | 432   | 262   | 694   |  |
| Seniors                    | 1               |   | 17    | 10 | 16               | 7  | 38        | 25  |                   |   | 10           | 9  | 22                | 8  | 242   | 155   | 7                 | 1  | 353   | 215   | 568   |  |
| Special                    |                 |   | 2     |    |                  | 1  |           | 2   |                   |   | 1            |    |                   |    | 10    | 12    |                   | 1  | 13    | 16    | 29    |  |
| <b>Total Full-Time</b>     | 3               | 3 | 92    | 48 | 128              | 55 | 258       | 135 | 3                 |   | 40           | 28 | 86                | 49 | 1,141 | 655   | 53                | 39 | 1,804 | 1,012 | 2,816 |  |
| <b>Part-Time</b>           |                 |   |       |    |                  |    |           |     |                   |   |              |    |                   |    |       |       |                   |    |       |       |       |  |
| First-Time Freshmen        |                 |   |       |    |                  |    | 6         | 1   |                   |   |              |    | 2                 |    | 14    | 8     | 1                 |    | 23    | 9     | 32    |  |
| Other Freshmen             |                 |   | 2     | 1  | 3                | 5  | 2         | 3   |                   |   | 1            |    | 2                 | 1  | 19    | 10    |                   | 1  | 29    | 21    | 50    |  |
| Sophomores                 |                 | 1 | 2     | 1  | 5                | 3  | 9         | 5   |                   |   | 5            | 1  | 3                 | 4  | 42    | 28    |                   | 1  | 66    | 44    | 110   |  |
| Juniors                    |                 |   | 3     | 3  | 6                | 5  | 13        | 2   |                   |   | 2            | 4  | 9                 | 2  | 73    | 50    |                   | 1  | 106   | 67    | 173   |  |
| Seniors                    |                 |   | 4     | 7  | 9                | 8  | 22        | 11  | 1                 |   | 5            | 7  | 1                 | 5  | 106   | 91    | 1                 | 4  | 148   | 134   | 282   |  |
| Special                    |                 |   | 4     | 3  | 1                | 3  | 3         | 2   |                   |   | 1            | 1  |                   | 1  | 32    | 28    |                   |    | 41    | 38    | 79    |  |
| <b>Total Part-Time</b>     |                 | 1 | 15    | 15 | 24               | 24 | 55        | 24  |                   | 1 | 14           | 13 | 17                | 13 | 286   | 215   | 2                 | 7  | 413   | 313   | 726   |  |
| <b>Total Undergraduate</b> | 3               | 4 | 107   | 63 | 152              | 79 | 313       | 159 | 3                 | 1 | 54           | 41 | 103               | 62 | 1,427 | 870   | 55                | 46 | 2,217 | 1,325 | 3,542 |  |
| <b>Graduate</b>            |                 |   |       |    |                  |    |           |     |                   |   |              |    |                   |    |       |       |                   |    |       |       |       |  |
| <b>Full-Time</b>           |                 |   |       |    |                  |    |           |     |                   |   |              |    |                   |    |       |       |                   |    |       |       |       |  |
| Certificate                |                 |   |       |    |                  |    |           |     |                   |   |              |    |                   |    | 1     |       |                   |    | 1     |       | 1     |  |
| Masters                    |                 |   |       | 1  |                  | 2  | 4         | 1   |                   |   | 2            |    | 1                 | 1  | 59    | 33    | 6                 | 7  | 72    | 45    | 117   |  |
| Doctoral                   |                 |   | 1     |    |                  |    |           |     |                   |   | 1            | 1  |                   |    | 3     | 1     | 1                 |    | 6     | 2     | 8     |  |
| Special Graduate           |                 |   |       |    |                  |    |           |     |                   |   |              |    |                   |    |       |       |                   |    |       |       |       |  |
| <b>Total Full-Time</b>     |                 |   | 1     | 1  |                  | 2  | 4         | 1   |                   |   | 2            | 1  | 2                 | 1  | 63    | 34    | 7                 | 7  | 79    | 47    | 126   |  |
| <b>Part-Time</b>           |                 |   |       |    |                  |    |           |     |                   |   |              |    |                   |    |       |       |                   |    |       |       |       |  |
| Certificate                |                 |   |       |    |                  | 1  |           |     |                   |   | 1            |    |                   |    | 8     | 3     |                   |    | 9     | 4     | 13    |  |
| Masters                    | 1               |   | 1     | 1  | 3                | 6  | 8         | 10  |                   |   | 1            | 4  | 3                 | 1  | 114   | 107   | 3                 | 4  | 134   | 133   | 267   |  |
| Doctoral                   |                 |   | 1     |    |                  |    |           | 1   |                   |   |              |    |                   |    | 13    | 10    |                   |    | 14    | 11    | 25    |  |
| Special Graduate           |                 |   |       |    |                  |    |           |     |                   |   |              |    |                   |    |       |       |                   |    |       |       |       |  |
| <b>Total Part-Time</b>     | 1               |   | 2     | 1  | 3                | 7  | 8         | 11  |                   |   | 2            | 4  | 3                 | 1  | 135   | 120   | 3                 | 4  | 157   | 148   | 305   |  |
| <b>Total Graduate</b>      | 1               |   | 3     | 2  | 3                | 9  | 12        | 12  |                   |   | 4            | 5  | 5                 | 2  | 198   | 154   | 10                | 11 | 236   | 195   | 431   |  |
| <b>Total All Students</b>  | 4               | 4 | 110   | 65 | 155              | 88 | 325       | 171 | 3                 | 1 | 58           | 46 | 108               | 64 | 1,625 | 1,024 | 65                | 57 | 2,453 | 1,520 | 3,973 |  |

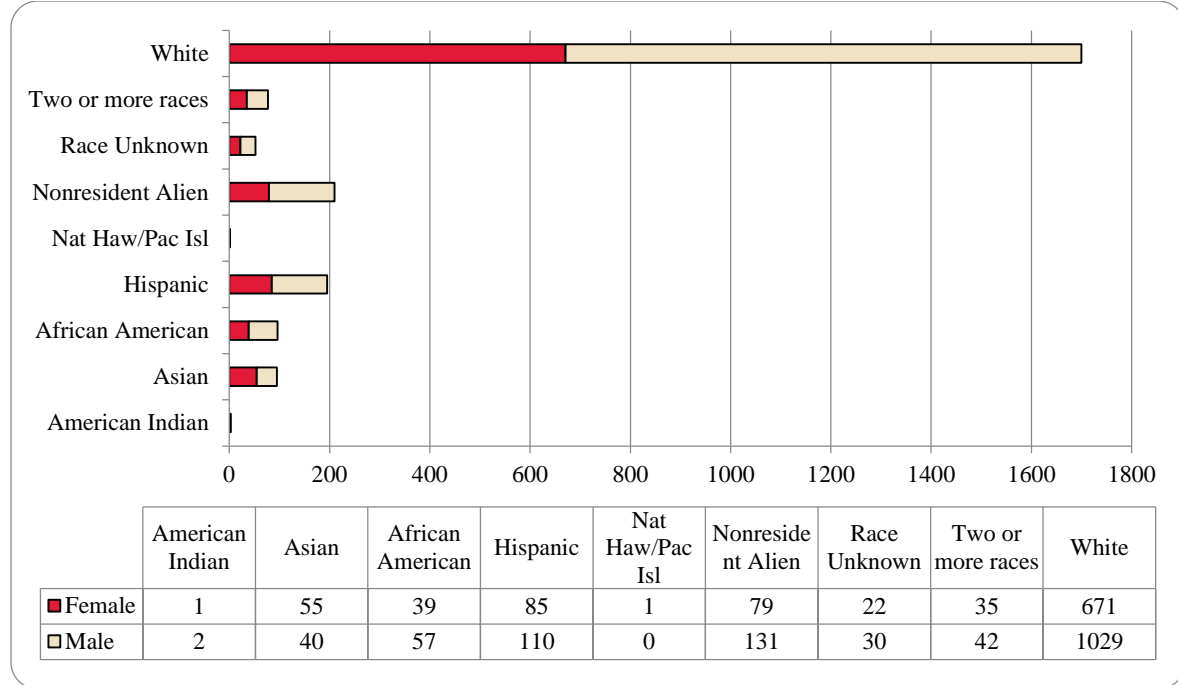
**Figure 11: College of Business Administration Head Count: Fall 2004-2015**



**Figure 12: College of Business Administration Student Credit Hours: Fall 2004-2015**



**Figure 13: College of Business Administration Head Count by Ethnicity by Gender: Fall 2015**

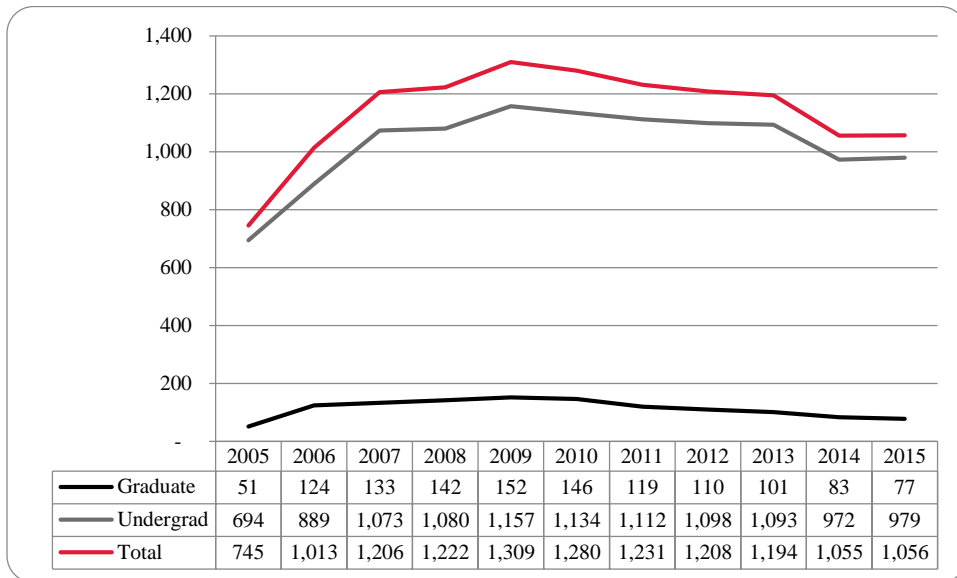


**Table 5: College of Business Administration Head Count Summary for Undergraduate and Graduate Students by Full and Part-Time by Gender and Race Classification: Fall 2015**

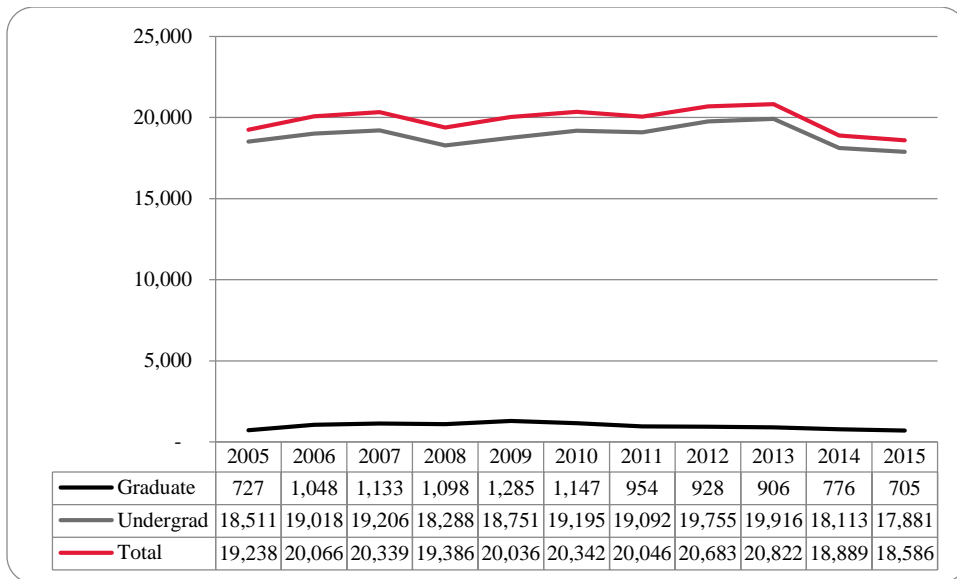
|                            | American Indian |   | Asian |    | African American |    | Hispanics |     | Nat Haw / Pac Isl |   | Race Unknown |    | Two or more races |    | White |       | Nonresident Alien |     | Total |       |       |  |
|----------------------------|-----------------|---|-------|----|------------------|----|-----------|-----|-------------------|---|--------------|----|-------------------|----|-------|-------|-------------------|-----|-------|-------|-------|--|
|                            | F               | M | F     | M  | F                | M  | F         | M   | F                 | M | F            | M  | F                 | M  | F     | M     | F                 | M   | F     | M     | Total |  |
| <b>Undergraduate</b>       |                 |   |       |    |                  |    |           |     |                   |   |              |    |                   |    |       |       |                   |     |       |       |       |  |
| <b>Full-Time</b>           |                 |   |       |    |                  |    |           |     |                   |   |              |    |                   |    |       |       |                   |     |       |       |       |  |
| First-Time Freshmen        | 1               |   | 6     | 3  | 8                | 6  | 17        | 12  |                   |   | 3            | 3  | 5                 | 7  | 77    | 96    | 6                 | 13  | 123   | 140   | 263   |  |
| Other Freshmen             |                 |   | 1     |    | 2                | 2  | 5         | 8   |                   |   |              | 3  | 2                 | 1  | 17    | 30    | 5                 | 13  | 32    | 57    | 89    |  |
| Sophomores                 |                 |   | 7     | 8  | 2                | 5  | 18        | 29  | 1                 |   | 2            | 5  | 5                 | 5  | 81    | 155   | 14                | 24  | 130   | 231   | 361   |  |
| Juniors                    |                 |   | 14    | 8  | 4                | 9  | 17        | 21  |                   |   | 7            | 3  | 4                 | 6  | 122   | 207   | 16                | 23  | 184   | 277   | 461   |  |
| Seniors                    |                 |   | 9     | 6  | 8                | 10 | 13        | 16  |                   |   | 2            | 6  | 2                 | 7  | 104   | 158   | 11                | 19  | 149   | 222   | 371   |  |
| Special                    |                 |   |       |    |                  |    |           | 1   |                   |   | 1            |    |                   |    | 4     | 3     | 1                 |     | 6     | 4     | 10    |  |
| <b>Total Full-Time</b>     | 1               |   | 37    | 25 | 24               | 32 | 70        | 87  | 1                 |   | 15           | 20 | 18                | 26 | 405   | 649   | 53                | 92  | 624   | 931   | 1,555 |  |
| <b>Part-Time</b>           |                 |   |       |    |                  |    |           |     |                   |   |              |    |                   |    |       |       |                   |     |       |       |       |  |
| First-Time Freshmen        |                 |   | 1     |    |                  |    | 3         | 1   |                   |   |              |    |                   |    | 3     | 1     | 1                 | 1   | 8     | 3     | 11    |  |
| Other Freshmen             |                 |   |       |    |                  | 1  |           | 1   |                   |   | 1            |    |                   | 1  | 4     | 6     | 1                 |     | 6     | 9     | 15    |  |
| Sophomores                 |                 |   | 3     | 2  | 2                | 2  | 2         | 4   |                   |   |              |    | 4                 | 2  | 16    | 21    |                   |     | 27    | 31    | 58    |  |
| Juniors                    |                 |   | 3     | 2  | 4                | 4  | 3         | 4   |                   |   |              | 1  |                   | 3  | 55    | 59    | 1                 | 2   | 66    | 75    | 141   |  |
| Seniors                    |                 |   | 4     | 3  | 4                | 9  | 4         | 6   |                   |   | 3            | 7  | 5                 | 5  | 63    | 96    | 1                 | 2   | 84    | 128   | 212   |  |
| Special                    |                 | 1 | 3     | 1  | 2                | 2  |           | 2   |                   |   | 1            |    | 1                 |    | 21    | 17    |                   |     | 28    | 23    | 51    |  |
| <b>Total Part-Time</b>     |                 | 1 | 14    | 8  | 12               | 18 | 12        | 18  |                   |   | 5            | 8  | 10                | 11 | 162   | 200   | 4                 | 5   | 219   | 269   | 488   |  |
| <b>Total Undergraduate</b> | 1               | 1 | 51    | 33 | 36               | 50 | 82        | 105 | 1                 |   | 20           | 28 | 28                | 37 | 567   | 849   | 57                | 97  | 843   | 1,200 | 2,043 |  |
| <b>Graduate</b>            |                 |   |       |    |                  |    |           |     |                   |   |              |    |                   |    |       |       |                   |     |       |       |       |  |
| <b>Full-Time</b>           |                 |   |       |    |                  |    |           |     |                   |   |              |    |                   |    |       |       |                   |     |       |       |       |  |
| Certificate                |                 |   |       |    |                  |    |           |     |                   |   |              |    |                   |    |       |       |                   |     |       |       |       |  |
| Masters                    |                 | 1 | 1     | 1  | 1                | 2  | 2         | 1   |                   |   | 1            |    | 1                 | 1  | 19    | 35    | 17                | 22  | 42    | 63    | 105   |  |
| Doctoral                   |                 |   |       |    |                  |    |           |     |                   |   |              |    |                   |    |       |       |                   |     |       |       |       |  |
| Special Graduate           |                 |   |       |    |                  |    |           |     |                   |   |              |    |                   |    |       |       |                   |     |       |       |       |  |
| <b>Total Full-Time</b>     |                 | 1 | 1     | 1  | 1                | 2  | 2         | 1   |                   |   | 1            |    | 1                 | 1  | 19    | 35    | 17                | 22  | 42    | 63    | 105   |  |
| <b>Part-Time</b>           |                 |   |       |    |                  |    |           |     |                   |   |              |    |                   |    |       |       |                   |     |       |       |       |  |
| Certificate                |                 |   |       |    |                  |    |           |     |                   |   |              |    |                   |    | 1     |       |                   |     | 1     |       | 1     |  |
| Masters                    |                 |   | 3     | 6  | 2                | 5  | 1         | 4   |                   |   | 1            | 2  | 6                 | 4  | 84    | 145   | 5                 | 12  | 102   | 178   | 280   |  |
| Doctoral                   |                 |   |       |    |                  |    |           |     |                   |   |              |    |                   |    |       |       |                   |     |       |       |       |  |
| Special Graduate           |                 |   |       |    |                  |    |           |     |                   |   |              |    |                   |    |       |       |                   |     |       |       |       |  |
| <b>Total Part-Time</b>     |                 |   | 3     | 6  | 2                | 5  | 1         | 4   |                   |   | 1            | 2  | 6                 | 4  | 85    | 145   | 5                 | 12  | 103   | 178   | 281   |  |
| <b>Total Graduate</b>      |                 | 1 | 4     | 7  | 3                | 7  | 3         | 5   |                   |   | 2            | 2  | 7                 | 5  | 104   | 180   | 22                | 34  | 145   | 241   | 386   |  |
| <b>Total All Students</b>  | 1               | 2 | 55    | 40 | 39               | 57 | 85        | 110 | 1                 |   | 22           | 30 | 35                | 42 | 671   | 1,029 | 79                | 131 | 988   | 1,441 | 2,429 |  |



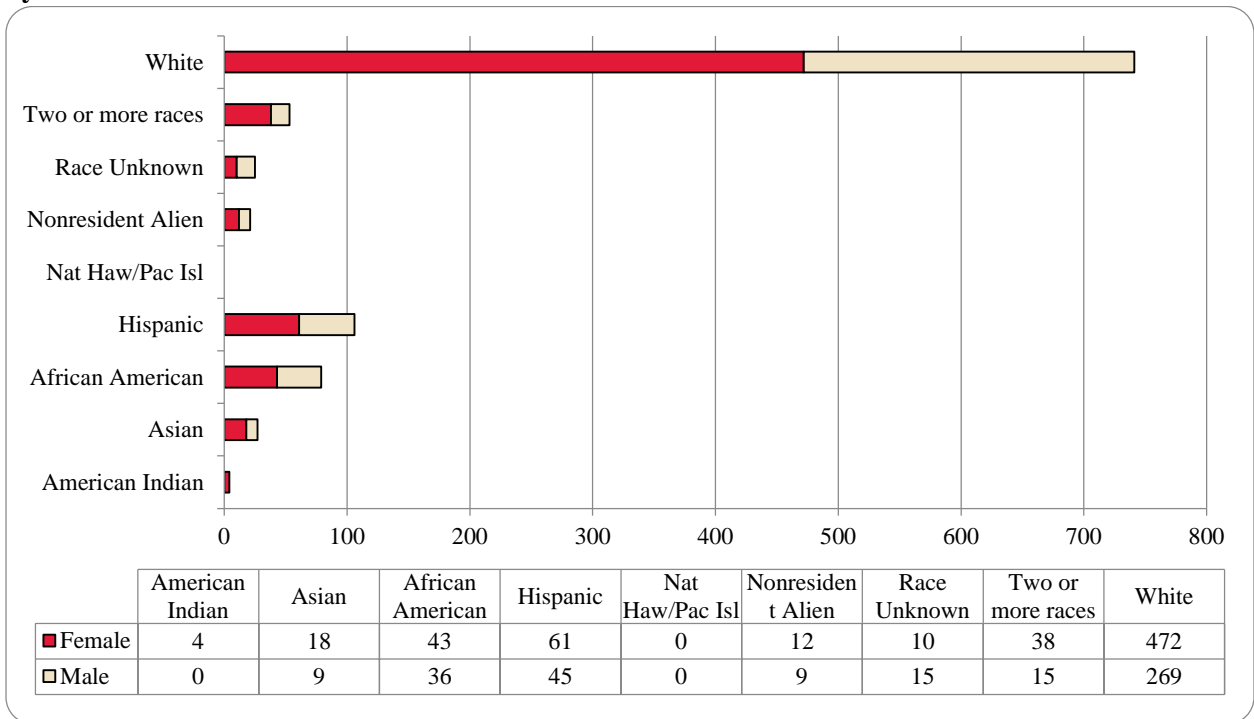
**Figure 14: College of Communication, Fine Arts and Media Delivery-Site Head Count: Fall 2005-2015**



**Figure 15: College of Communication, Fine Arts and Media Delivery-Site Student Credit Hours: Fall 2005-2015**



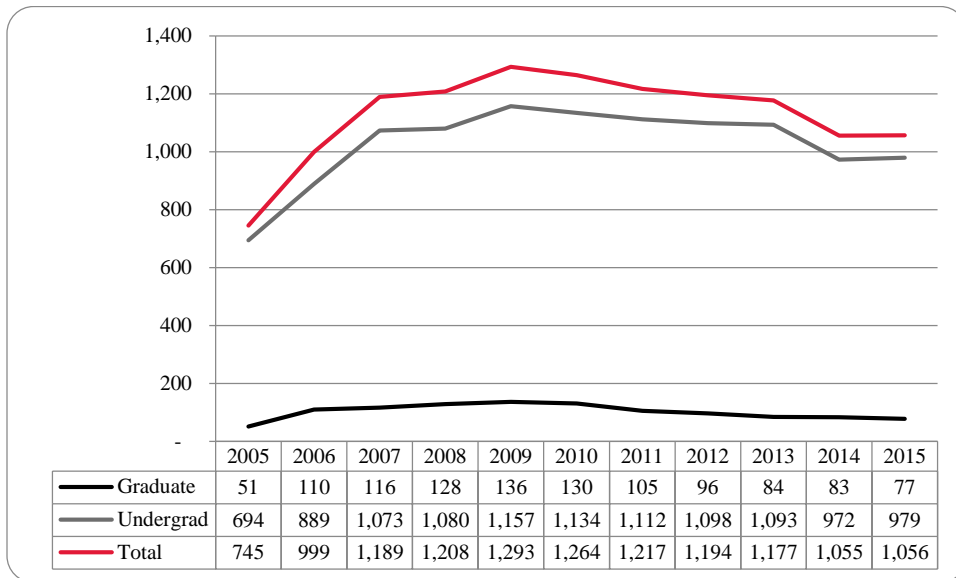
**Figure 16: College of Communication, Fine Arts and Media Delivery-Site Head Count by Ethnicity by Gender: Fall 2015**



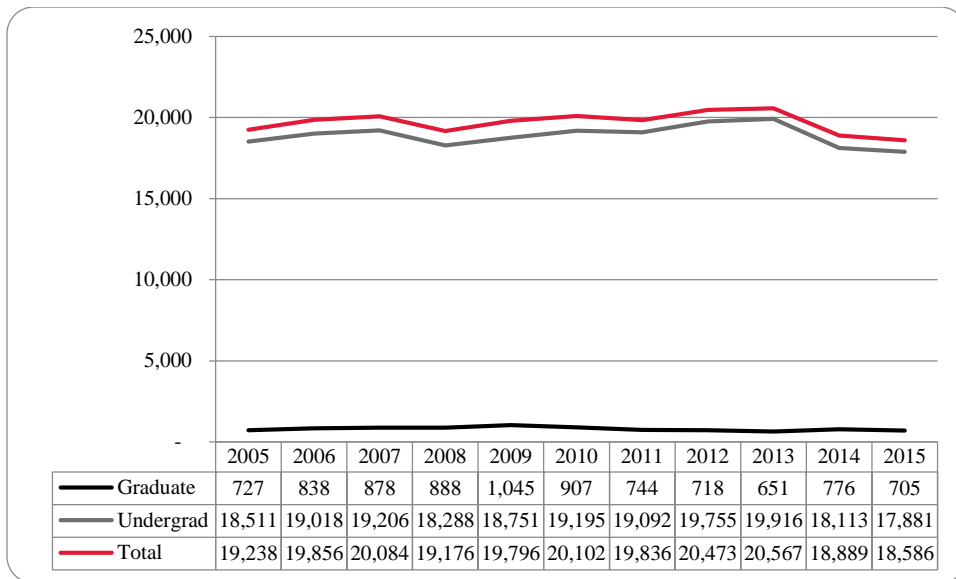
**Table 6: College of Communication, Fine Arts and Media Delivery-Site Head Count Summary for Undergraduate and Graduate Students by Full and Part-Time by Gender and Race Classification: Fall 2015**

|                            | American Indian |   | Asian |   | African American |    | Hispanics |    | Nat Haw / Pac Isl |   | Race Unknown |    | Two or more races |    | White |     | Nonresident Alien |   | Total |     |       |
|----------------------------|-----------------|---|-------|---|------------------|----|-----------|----|-------------------|---|--------------|----|-------------------|----|-------|-----|-------------------|---|-------|-----|-------|
|                            | F               | M | F     | M | F                | M  | F         | M  | F                 | M | F            | M  | F                 | M  | F     | M   | F                 | M | F     | M   | Total |
| <b>Undergraduate</b>       |                 |   |       |   |                  |    |           |    |                   |   |              |    |                   |    |       |     |                   |   |       |     |       |
| <b>Full-Time</b>           |                 |   |       |   |                  |    |           |    |                   |   |              |    |                   |    |       |     |                   |   |       |     |       |
| First-Time Freshmen        |                 |   | 6     |   | 6                | 11 | 7         | 15 |                   |   | 1            |    | 5                 | 2  | 49    | 31  | 1                 | 3 | 75    | 62  | 137   |
| Other Freshmen             |                 |   | 1     | 1 | 1                | 1  | 4         | 2  |                   |   | 1            | 2  | 2                 | 3  | 8     | 12  | 1                 | 1 | 18    | 22  | 40    |
| Sophomores                 | 2               |   | 3     | 2 | 7                | 7  | 14        | 8  |                   |   |              | 3  | 6                 | 2  | 80    | 36  | 3                 |   | 115   | 58  | 173   |
| Juniors                    |                 |   | 3     | 2 | 6                | 6  | 14        | 7  |                   |   | 2            | 3  | 6                 | 2  | 109   | 53  | 2                 | 1 | 142   | 74  | 216   |
| Seniors                    |                 |   | 3     | 1 | 10               | 4  | 13        | 5  |                   |   | 5            | 3  | 9                 | 2  | 102   | 54  | 2                 |   | 144   | 69  | 213   |
| Special                    |                 |   |       | 1 |                  |    |           |    |                   |   |              |    |                   |    | 2     | 3   |                   | 1 | 2     | 5   | 7     |
| <b>Total Full-Time</b>     | 2               |   | 16    | 7 | 30               | 29 | 52        | 37 |                   |   | 9            | 11 | 28                | 11 | 350   | 189 | 9                 | 6 | 496   | 290 | 786   |
| <b>Part-Time</b>           |                 |   |       |   |                  |    |           |    |                   |   |              |    |                   |    |       |     |                   |   |       |     |       |
| First-Time Freshmen        |                 |   | 1     |   | 1                | 1  | 2         | 1  |                   |   |              |    | 1                 |    | 6     | 2   |                   |   | 11    | 4   | 15    |
| Other Freshmen             |                 |   |       |   | 1                | 1  |           | 1  |                   |   |              |    |                   |    | 4     | 5   |                   | 1 | 5     | 8   | 13    |
| Sophomores                 |                 |   |       |   |                  | 3  | 4         | 2  |                   |   |              | 1  | 2                 | 1  | 12    | 12  |                   |   | 18    | 19  | 37    |
| Juniors                    |                 |   |       | 1 | 2                | 1  | 2         |    |                   |   |              |    | 2                 | 1  | 17    | 11  |                   |   | 23    | 14  | 37    |
| Seniors                    | 2               |   | 1     |   | 5                | 1  | 1         | 3  |                   |   | 1            |    | 4                 |    | 39    | 23  |                   |   | 53    | 27  | 80    |
| Special                    |                 |   |       |   |                  |    |           | 1  |                   |   |              |    |                   |    | 3     | 6   | 1                 |   | 4     | 7   | 11    |
| <b>Total Part-Time</b>     | 2               |   | 2     | 1 | 9                | 7  | 9         | 8  |                   |   | 1            | 1  | 9                 | 2  | 81    | 59  | 1                 | 1 | 114   | 79  | 193   |
| <b>Total Undergraduate</b> | 4               |   | 18    | 8 | 39               | 36 | 61        | 45 |                   |   | 10           | 12 | 37                | 13 | 431   | 248 | 10                | 7 | 610   | 369 | 979   |
| <b>Graduate</b>            |                 |   |       |   |                  |    |           |    |                   |   |              |    |                   |    |       |     |                   |   |       |     |       |
| <b>Full-Time</b>           |                 |   |       |   |                  |    |           |    |                   |   |              |    |                   |    |       |     |                   |   |       |     |       |
| Certificate                |                 |   |       |   |                  |    |           |    |                   |   |              |    |                   |    |       |     |                   |   |       |     |       |
| Masters                    |                 |   |       | 1 | 2                |    |           |    |                   |   |              | 3  |                   | 1  | 15    | 12  | 1                 | 1 | 18    | 18  | 36    |
| Doctoral                   |                 |   |       |   |                  |    |           |    |                   |   |              |    |                   |    |       |     |                   |   |       |     |       |
| Special Graduate           |                 |   |       |   |                  |    |           |    |                   |   |              |    |                   |    |       |     |                   |   |       |     |       |
| <b>Total Full-Time</b>     |                 |   |       | 1 | 2                |    |           |    |                   |   |              | 3  |                   | 1  | 15    | 12  | 1                 | 1 | 18    | 18  | 36    |
| <b>Part-Time</b>           |                 |   |       |   |                  |    |           |    |                   |   |              |    |                   |    |       |     |                   |   |       |     |       |
| Certificate                |                 |   |       |   |                  |    |           |    |                   |   |              |    |                   |    |       | 1   |                   |   |       | 1   | 1     |
| Masters                    |                 |   |       |   | 2                |    |           |    |                   |   |              |    | 1                 | 1  | 26    | 8   | 1                 | 1 | 30    | 10  | 40    |
| Doctoral                   |                 |   |       |   |                  |    |           |    |                   |   |              |    |                   |    |       |     |                   |   |       |     |       |
| Special Graduate           |                 |   |       |   |                  |    |           |    |                   |   |              |    |                   |    |       |     |                   |   |       |     |       |
| <b>Total Part-Time</b>     |                 |   |       |   | 2                |    |           |    |                   |   |              |    | 1                 | 1  | 26    | 9   | 1                 | 1 | 30    | 11  | 41    |
| <b>Total Graduate</b>      |                 |   |       | 1 | 4                |    |           |    |                   |   |              | 3  | 1                 | 2  | 41    | 21  | 2                 | 2 | 48    | 29  | 77    |
| <b>Total All Students</b>  | 4               |   | 18    | 9 | 43               | 36 | 61        | 45 |                   |   | 10           | 15 | 38                | 15 | 472   | 269 | 12                | 9 | 658   | 398 | 1,056 |

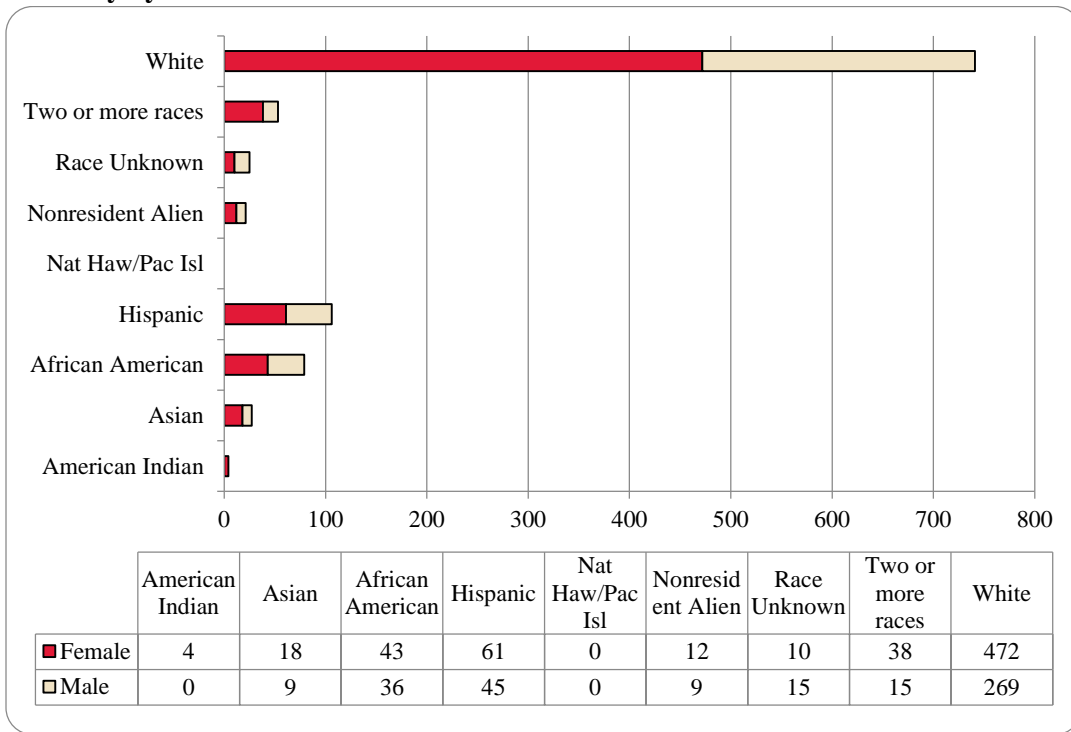
**Figure 17: College of Communication, Fine Arts and Media: Administrative-Site Head Count: Fall 2005-2015**



**Figure 18: College of Communication, Fine Arts and Media: Administrative-Site Student Credit Hours: Fall 2005-2015**



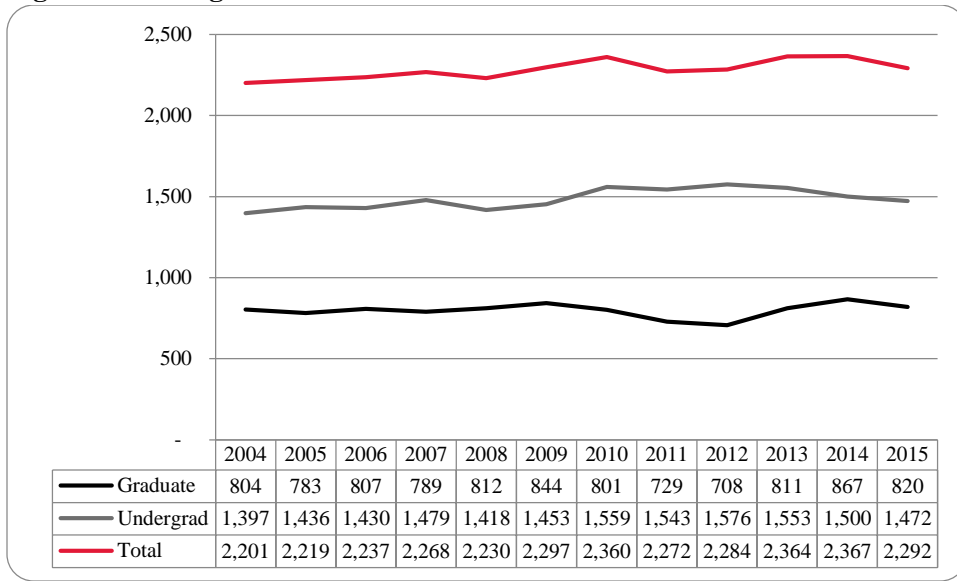
**Figure 19: College of Communication, Fine Arts and Media: Administrative-Site Head Count by Ethnicity by Gender: Fall 2015**



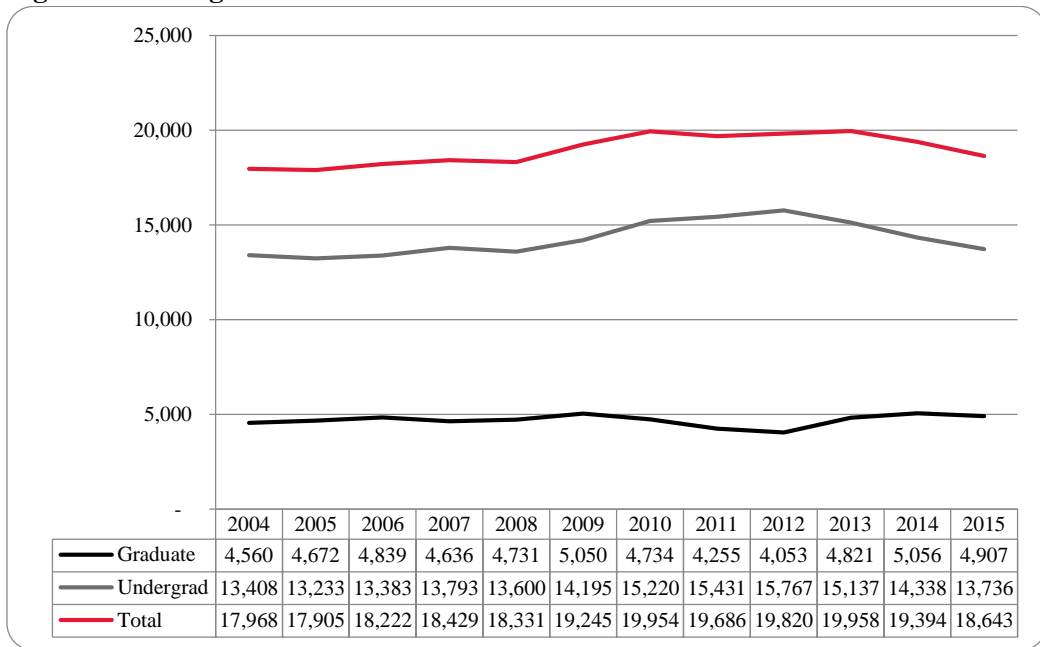
**Table 7: College of Communication, Fine Arts and Media Administrative-Site Head Count Summary for Undergraduate and Graduate Students by Full and Part-Time by Gender and Race Classification: Fall 2015**

|                            | American Indian |   | Asian |   | African American |    | Hispanics |    | Nat Haw / Pac Isl |   | Race Unknown |    | Two or more races |    | White |     | Nonresident Alien |   | Total |     |       |  |
|----------------------------|-----------------|---|-------|---|------------------|----|-----------|----|-------------------|---|--------------|----|-------------------|----|-------|-----|-------------------|---|-------|-----|-------|--|
|                            | F               | M | F     | M | F                | M  | F         | M  | F                 | M | F            | M  | F                 | M  | F     | M   | F                 | M | F     | M   | Total |  |
| <b>Undergraduate</b>       |                 |   |       |   |                  |    |           |    |                   |   |              |    |                   |    |       |     |                   |   |       |     |       |  |
| <b>Full-Time</b>           |                 |   |       |   |                  |    |           |    |                   |   |              |    |                   |    |       |     |                   |   |       |     |       |  |
| First-Time Freshmen        |                 |   | 6     |   | 6                | 11 | 7         | 15 |                   |   | 1            |    | 5                 | 2  | 49    | 31  | 1                 | 3 | 75    | 62  | 137   |  |
| Other Freshmen             |                 |   | 1     | 1 | 1                | 1  | 4         | 2  |                   |   | 1            | 2  | 2                 | 3  | 8     | 12  | 1                 | 1 | 18    | 22  | 40    |  |
| Sophomores                 | 2               |   | 3     | 2 | 7                | 7  | 14        | 8  |                   |   |              | 3  | 6                 | 2  | 80    | 36  | 3                 |   | 115   | 58  | 173   |  |
| Juniors                    |                 |   | 3     | 2 | 6                | 6  | 14        | 7  |                   |   | 2            | 3  | 6                 | 2  | 109   | 53  | 2                 | 1 | 142   | 74  | 216   |  |
| Seniors                    |                 |   | 3     | 1 | 10               | 4  | 13        | 5  |                   |   | 5            | 3  | 9                 | 2  | 102   | 54  | 2                 |   | 144   | 69  | 213   |  |
| Special                    |                 |   |       | 1 |                  |    |           |    |                   |   |              |    |                   |    | 2     | 3   |                   | 1 | 2     | 5   | 7     |  |
| <b>Total Full-Time</b>     | 2               |   | 16    | 7 | 30               | 29 | 52        | 37 |                   |   | 9            | 11 | 28                | 11 | 350   | 189 | 9                 | 6 | 496   | 290 | 786   |  |
| <b>Part-Time</b>           |                 |   |       |   |                  |    |           |    |                   |   |              |    |                   |    |       |     |                   |   |       |     |       |  |
| First-Time Freshmen        |                 |   | 1     |   | 1                | 1  | 2         | 1  |                   |   |              |    | 1                 |    | 6     | 2   |                   |   | 11    | 4   | 15    |  |
| Other Freshmen             |                 |   |       |   | 1                | 1  |           | 1  |                   |   |              |    |                   |    | 4     | 5   |                   | 1 | 5     | 8   | 13    |  |
| Sophomores                 |                 |   |       |   |                  | 3  | 4         | 2  |                   |   |              | 1  | 2                 | 1  | 12    | 12  |                   |   | 18    | 19  | 37    |  |
| Juniors                    |                 |   |       | 1 | 2                | 1  | 2         |    |                   |   |              |    | 2                 | 1  | 17    | 11  |                   |   | 23    | 14  | 37    |  |
| Seniors                    | 2               |   | 1     |   | 5                | 1  | 1         | 3  |                   |   | 1            |    | 4                 |    | 39    | 23  |                   |   | 53    | 27  | 80    |  |
| Special                    |                 |   |       |   |                  |    |           | 1  |                   |   |              |    |                   |    | 3     | 6   | 1                 |   | 4     | 7   | 11    |  |
| <b>Total Part-Time</b>     | 2               |   | 2     | 1 | 9                | 7  | 9         | 8  |                   |   | 1            | 1  | 9                 | 2  | 81    | 59  | 1                 | 1 | 114   | 79  | 193   |  |
| <b>Total Undergraduate</b> | 4               |   | 18    | 8 | 39               | 36 | 61        | 45 |                   |   | 10           | 12 | 37                | 13 | 431   | 248 | 10                | 7 | 610   | 369 | 979   |  |
| <b>Graduate</b>            |                 |   |       |   |                  |    |           |    |                   |   |              |    |                   |    |       |     |                   |   |       |     |       |  |
| <b>Full-Time</b>           |                 |   |       |   |                  |    |           |    |                   |   |              |    |                   |    |       |     |                   |   |       |     |       |  |
| Certificate                |                 |   |       |   |                  |    |           |    |                   |   |              |    |                   |    |       |     |                   |   |       |     |       |  |
| Masters                    |                 |   |       | 1 | 2                |    |           |    |                   |   |              | 3  |                   | 1  | 15    | 12  | 1                 | 1 | 18    | 18  | 36    |  |
| Doctoral                   |                 |   |       |   |                  |    |           |    |                   |   |              |    |                   |    |       |     |                   |   |       |     |       |  |
| Special Graduate           |                 |   |       |   |                  |    |           |    |                   |   |              |    |                   |    |       |     |                   |   |       |     |       |  |
| <b>Total Full-Time</b>     |                 |   |       | 1 | 2                |    |           |    |                   |   |              | 3  |                   | 1  | 15    | 12  | 1                 | 1 | 18    | 18  | 36    |  |
| <b>Part-Time</b>           |                 |   |       |   |                  |    |           |    |                   |   |              |    |                   |    |       |     |                   |   |       |     |       |  |
| Certificate                |                 |   |       |   |                  |    |           |    |                   |   |              |    |                   |    |       | 1   |                   |   |       | 1   | 1     |  |
| Masters                    |                 |   |       |   | 2                |    |           |    |                   |   |              |    | 1                 | 1  | 26    | 8   | 1                 | 1 | 30    | 10  | 40    |  |
| Doctoral                   |                 |   |       |   |                  |    |           |    |                   |   |              |    |                   |    |       |     |                   |   |       |     |       |  |
| Special Graduate           |                 |   |       |   |                  |    |           |    |                   |   |              |    |                   |    |       |     |                   |   |       |     |       |  |
| <b>Total Part-Time</b>     |                 |   |       |   | 2                |    |           |    |                   |   |              |    | 1                 | 1  | 26    | 9   | 1                 | 1 | 30    | 11  | 41    |  |
| <b>Total Graduate</b>      |                 |   |       | 1 | 4                |    |           |    |                   |   |              | 3  | 1                 | 2  | 41    | 21  | 2                 | 2 | 48    | 29  | 77    |  |
| <b>Total All Students</b>  | 4               |   | 18    | 9 | 43               | 36 | 61        | 45 |                   |   | 10           | 15 | 38                | 15 | 472   | 269 | 12                | 9 | 658   | 398 | 1,056 |  |

**Figure 20: College of Education Head Count: Fall 2004-2015**

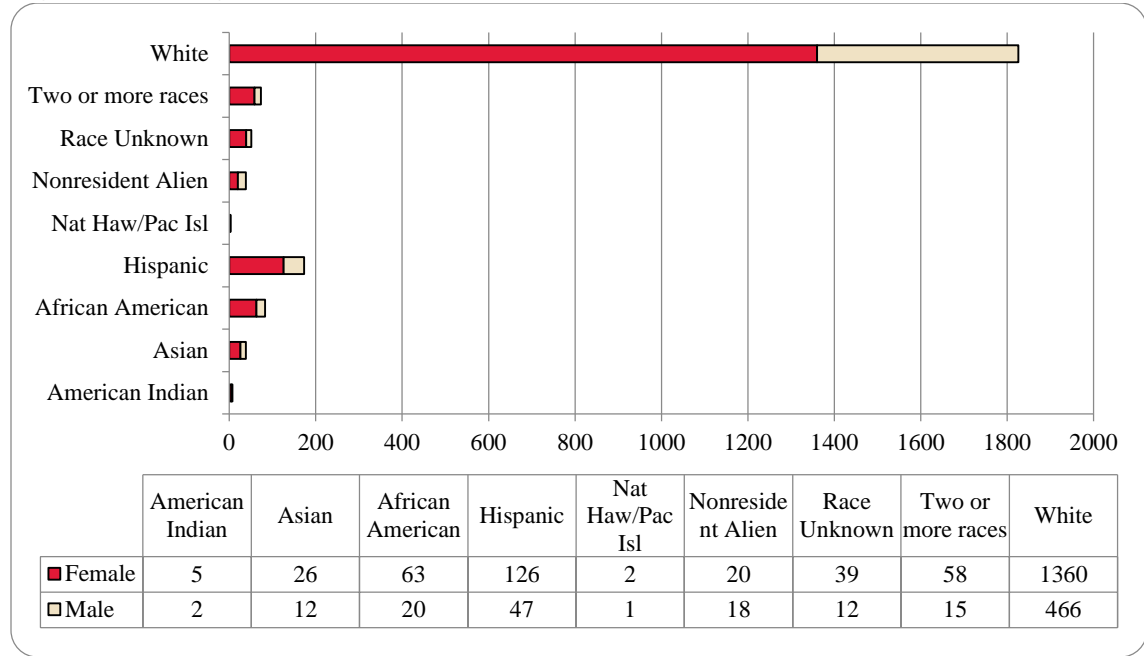


**Figure 21: College of Education Student Credit Hours: Fall 2004-2015**





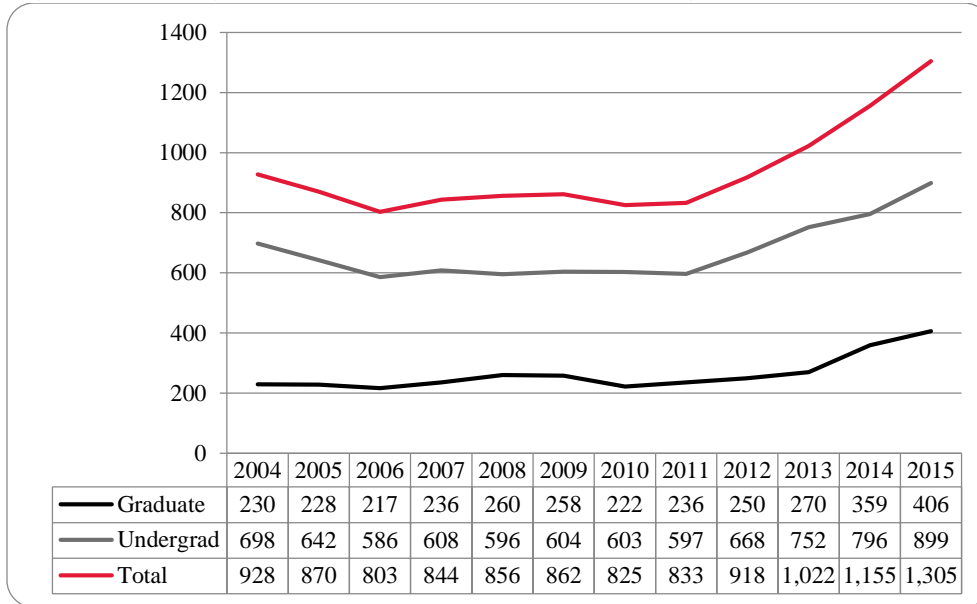
**Figure 22: College of Education Head Count by Ethnicity by Gender: Fall 2015**



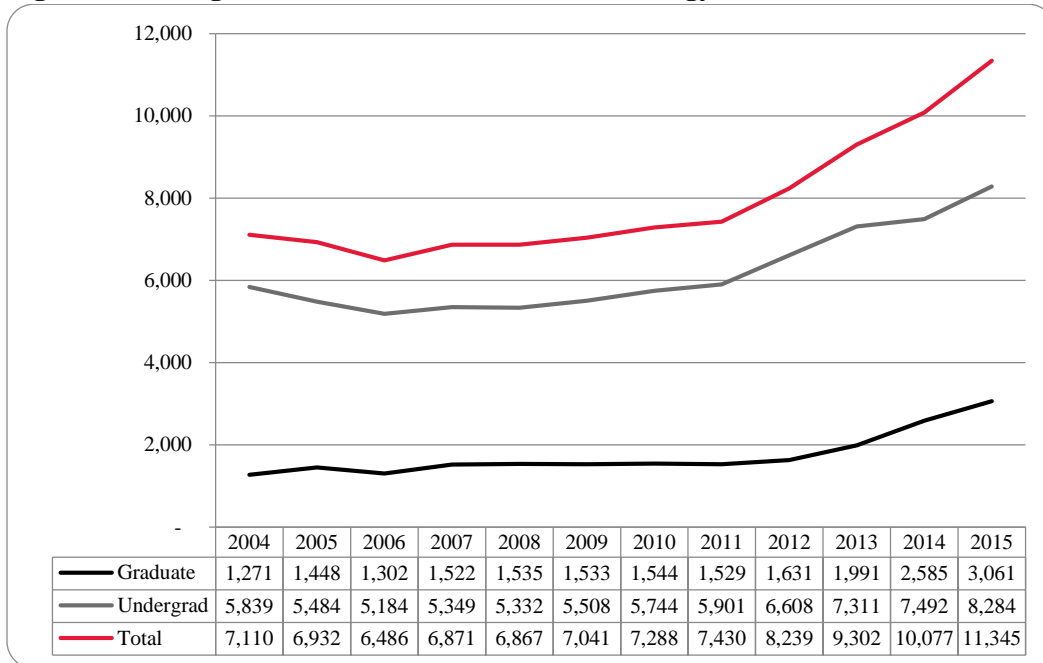
**Table 8: College of Education Head Count Summary for Undergraduate and Graduate Students by Full and Part-Time by Gender and Race Classification: Fall 2015**

|                            | American Indian |   | Asian |    | African American |    | Hispanics |    | Nat Haw / Pac Isl |   | Race Unknown |    | Two or more races |     | White |     | Nonresident Alien |     | Total |     |       |  |
|----------------------------|-----------------|---|-------|----|------------------|----|-----------|----|-------------------|---|--------------|----|-------------------|-----|-------|-----|-------------------|-----|-------|-----|-------|--|
|                            | F               | M | F     | M  | F                | M  | F         | M  | F                 | M | F            | M  | F                 | M   | F     | M   | F                 | M   | F     | M   | Total |  |
| <b>Undergraduate</b>       |                 |   |       |    |                  |    |           |    |                   |   |              |    |                   |     |       |     |                   |     |       |     |       |  |
| <b>Full-Time</b>           |                 |   |       |    |                  |    |           |    |                   |   |              |    |                   |     |       |     |                   |     |       |     |       |  |
| First-Time Freshmen        |                 |   | 6     |    | 8                |    | 26        | 8  | 1                 | 1 | 2            |    | 9                 |     | 112   | 28  | 1                 |     | 165   | 37  | 202   |  |
| Other Freshmen             |                 |   | 1     | 1  |                  |    | 2         | 1  |                   |   |              |    | 2                 |     | 14    | 9   | 1                 |     | 20    | 11  | 31    |  |
| Sophomores                 |                 |   | 1     | 2  | 4                | 1  | 12        | 7  |                   |   | 5            | 3  | 5                 | 2   | 134   | 50  | 5                 | 1   | 166   | 66  | 232   |  |
| Juniors                    | 1               |   | 2     | 1  | 11               | 1  | 18        | 8  |                   |   | 3            | 1  | 16                | 1   | 148   | 69  | 2                 | 1   | 201   | 82  | 283   |  |
| Seniors                    | 2               | 2 | 6     | 4  | 10               | 4  | 24        | 5  | 1                 |   | 20           | 4  | 5                 |     | 261   | 93  | 1                 | 1   | 330   | 113 | 443   |  |
| Special                    |                 |   |       |    |                  | 1  | 1         |    |                   |   |              |    |                   |     | 17    | 7   |                   | 1   | 18    | 9   | 27    |  |
| <b>Total Full-Time</b>     | 3               | 2 | 16    | 8  | 33               | 7  | 83        | 29 | 2                 | 1 | 30           | 8  | 37                | 3   | 686   | 256 | 10                | 4   | 900   | 318 | 1,218 |  |
|                            |                 |   |       |    |                  |    |           |    |                   |   |              |    |                   |     |       |     |                   |     |       |     |       |  |
| <b>Part-Time</b>           |                 |   |       |    |                  |    |           |    |                   |   |              |    |                   |     |       |     |                   |     |       |     |       |  |
| First-Time Freshmen        |                 |   |       |    |                  |    | 2         |    |                   |   |              |    |                   |     | 4     | 1   |                   |     | 6     | 1   | 7     |  |
| Other Freshmen             |                 |   |       |    |                  |    | 1         | 1  |                   |   | 1            |    | 1                 |     | 4     | 2   |                   |     | 7     | 3   | 10    |  |
| Sophomores                 |                 |   |       |    |                  |    | 1         | 2  |                   |   |              | 1  | 3                 |     | 21    | 6   |                   |     | 25    | 9   | 34    |  |
| Juniors                    |                 |   |       |    | 3                | 1  | 4         |    |                   |   | 2            |    | 5                 | 1   | 37    | 12  | 1                 |     | 52    | 14  | 66    |  |
| Seniors                    |                 |   |       |    | 2                |    | 5         | 5  |                   |   | 1            |    | 3                 | 3   | 45    | 33  |                   |     | 56    | 41  | 97    |  |
| Special                    |                 |   | 1     |    | 1                |    | 2         | 3  |                   |   |              |    |                   |     | 20    | 13  |                   |     | 24    | 16  | 40    |  |
| <b>Total Part-Time</b>     |                 |   | 1     |    | 6                | 1  | 15        | 11 |                   |   | 4            | 1  | 12                | 4   | 131   | 67  | 1                 |     | 170   | 84  | 254   |  |
| <b>Total Undergraduate</b> | 3               | 2 | 17    | 8  | 39               | 8  | 98        | 40 | 2                 | 1 | 34           | 9  | 49                | 7   | 817   | 323 | 11                | 4   | 1,070 | 402 | 1,472 |  |
|                            |                 |   |       |    |                  |    |           |    |                   |   |              |    |                   |     |       |     |                   |     |       |     |       |  |
| <b>Graduate</b>            |                 |   |       |    |                  |    |           |    |                   |   |              |    |                   |     |       |     |                   |     |       |     |       |  |
| <b>Full-Time</b>           |                 |   |       |    |                  |    |           |    |                   |   |              |    |                   |     |       |     |                   |     |       |     |       |  |
| Certificate                |                 |   |       |    |                  |    |           |    |                   |   |              |    |                   |     |       |     |                   |     |       |     |       |  |
| Masters                    |                 |   | 2     |    | 3                | 4  | 6         | 1  |                   |   | 1            |    | 2                 | 95  | 32    | 7   | 11                | 114 | 50    | 164 |       |  |
| Doctoral                   |                 |   |       |    |                  |    |           |    |                   |   |              |    | 1                 | 5   | 5     | 1   | 1                 | 6   | 7     | 13  |       |  |
| Special Graduate           |                 |   |       |    |                  |    |           |    |                   |   |              |    |                   |     |       |     |                   |     |       |     |       |  |
| <b>Total Full-Time</b>     |                 |   | 2     |    | 3                | 4  | 6         | 1  |                   |   | 1            |    | 3                 | 100 | 37    | 8   | 12                | 120 | 57    | 177 |       |  |
|                            |                 |   |       |    |                  |    |           |    |                   |   |              |    |                   |     |       |     |                   |     |       |     |       |  |
| <b>Part-Time</b>           |                 |   |       |    |                  |    |           |    |                   |   |              |    |                   |     |       |     |                   |     |       |     |       |  |
| Certificate                |                 |   |       |    |                  |    |           |    |                   |   |              |    |                   |     |       |     |                   |     |       |     |       |  |
| Masters                    | 2               |   | 5     | 3  | 16               | 4  | 16        | 6  |                   |   | 3            | 3  | 6                 | 2   | 352   | 78  | 1                 | 2   | 401   | 98  | 499   |  |
| Doctoral                   |                 |   | 1     | 1  | 1                | 3  | 2         |    |                   |   | 1            |    | 2                 | 2   | 41    | 20  |                   |     | 48    | 26  | 74    |  |
| Special Graduate           |                 |   | 1     |    | 4                | 1  | 4         |    |                   |   |              |    | 1                 | 1   | 50    | 8   |                   |     | 60    | 10  | 70    |  |
| <b>Total Part-Time</b>     | 2               |   | 7     | 4  | 21               | 8  | 22        | 6  |                   |   | 4            | 3  | 9                 | 5   | 443   | 106 | 1                 | 2   | 509   | 134 | 643   |  |
| <b>Total Graduate</b>      | 2               |   | 9     | 4  | 24               | 12 | 28        | 7  |                   |   | 5            | 3  | 9                 | 8   | 543   | 143 | 9                 | 14  | 629   | 191 | 820   |  |
|                            |                 |   |       |    |                  |    |           |    |                   |   |              |    |                   |     |       |     |                   |     |       |     |       |  |
| <b>Total All Students</b>  | 5               | 2 | 26    | 12 | 63               | 20 | 126       | 47 | 2                 | 1 | 39           | 12 | 58                | 15  | 1,360 | 466 | 20                | 18  | 1,699 | 593 | 2,292 |  |

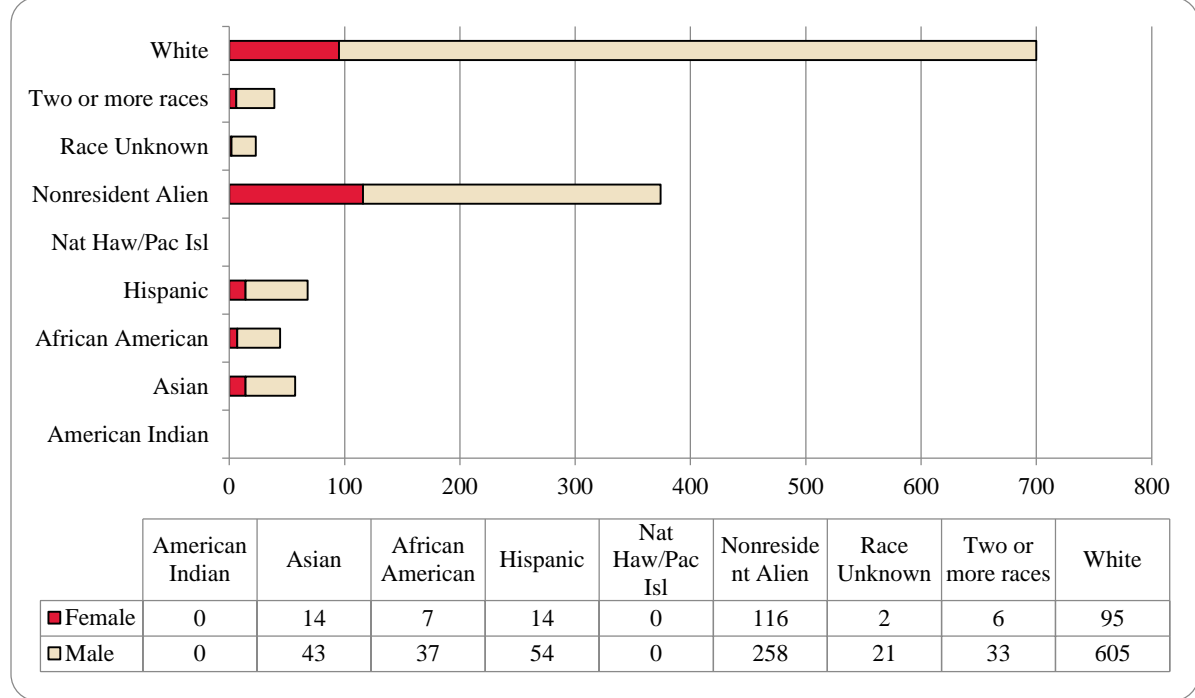
**Figure 23: College of Information Science & Technology Head Count: Fall 2004-2015**



**Figure 24: College of Information Science & Technology Student Credit Hours: Fall 2004-2015**



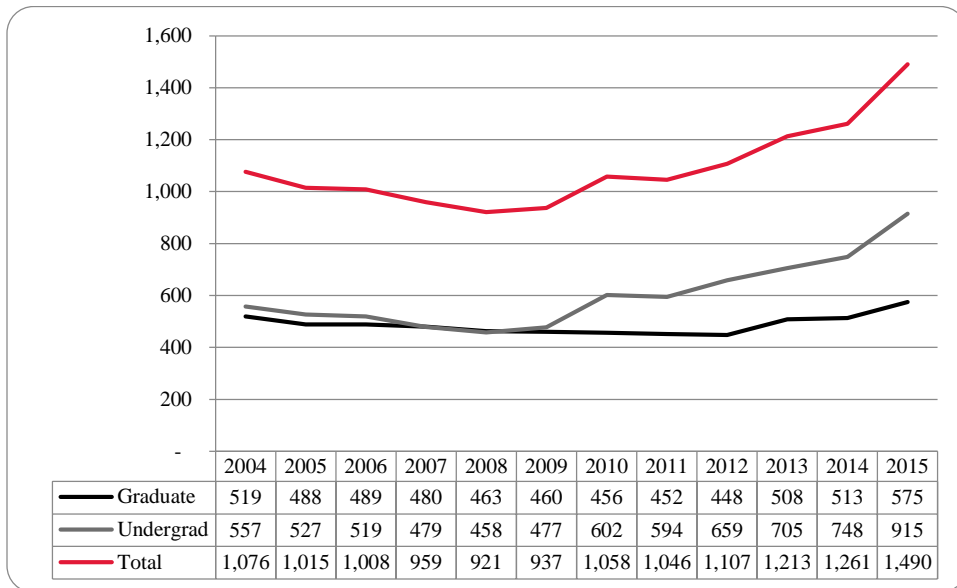
**Figure 25: College of Information Science & Technology Student Credit Hours: Fall 2004-2015**



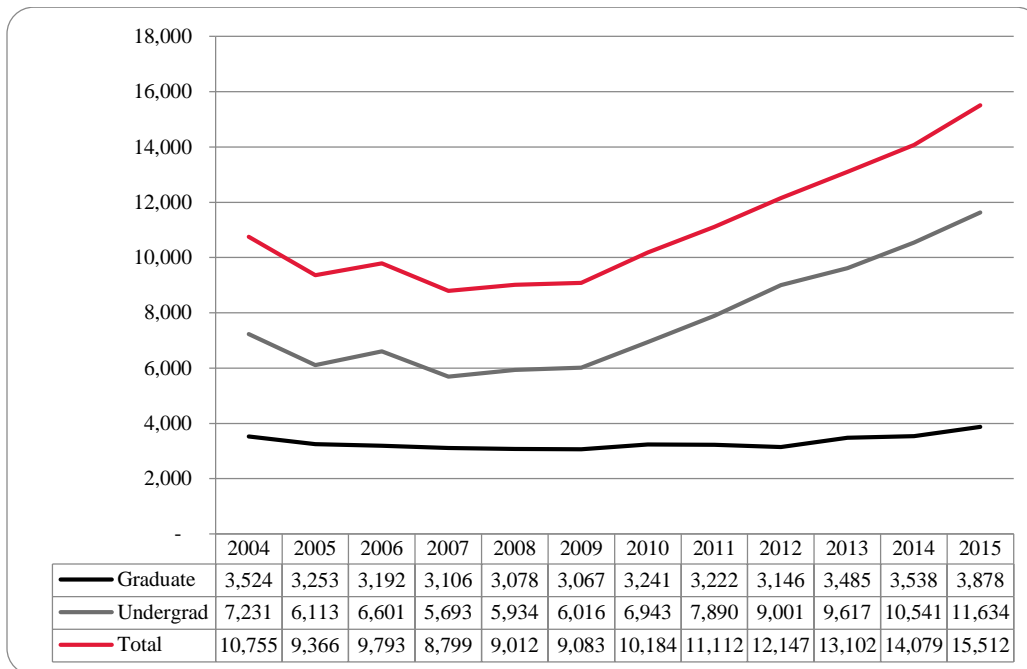
**Table 9: College of Information Science and Technology Head Count Summary for Undergraduate and Graduate Summary by Full and Part-Time by Gender and Race Classification: Fall 2015**

|                            | American Indian |   | Asian |    | African American |    | Hispanics |    | Nat Haw / Pac Isl |   | Race Unknown |    | Two or more races |    | White |     | Nonresident Alien |     | Total |       |       |  |
|----------------------------|-----------------|---|-------|----|------------------|----|-----------|----|-------------------|---|--------------|----|-------------------|----|-------|-----|-------------------|-----|-------|-------|-------|--|
|                            | F               | M | F     | M  | F                | M  | F         | M  | F                 | M | F            | M  | F                 | M  | F     | M   | F                 | M   | F     | M     | Total |  |
| <b>Undergraduate</b>       |                 |   |       |    |                  |    |           |    |                   |   |              |    |                   |    |       |     |                   |     |       |       |       |  |
| <b>Full-Time</b>           |                 |   |       |    |                  |    |           |    |                   |   |              |    |                   |    |       |     |                   |     |       |       |       |  |
| First-Time Freshmen        |                 |   | 1     | 6  |                  | 1  | 1         | 10 |                   |   |              | 3  |                   | 5  | 15    | 102 | 1                 | 11  | 18    | 138   | 156   |  |
| Other Freshmen             |                 |   |       | 1  |                  |    |           | 4  |                   |   |              | 1  |                   | 2  | 1     | 20  | 2                 | 8   | 3     | 36    | 39    |  |
| Sophomores                 |                 |   | 2     | 4  | 1                | 3  | 3         | 14 |                   |   | 1            | 3  | 2                 | 8  | 15    | 92  | 3                 | 27  | 27    | 151   | 178   |  |
| Juniors                    |                 |   | 2     | 6  | 2                | 6  | 4         | 8  |                   |   |              | 3  |                   | 9  | 14    | 101 | 4                 | 18  | 26    | 151   | 177   |  |
| Seniors                    |                 |   | 2     | 9  |                  | 5  | 2         | 8  |                   |   |              | 6  | 1                 | 1  | 15    | 104 | 1                 | 18  | 21    | 151   | 172   |  |
| Special                    |                 |   | 1     | 1  |                  |    |           | 1  |                   |   |              |    |                   | 1  | 4     | 9   | 1                 | 1   | 6     | 13    | 19    |  |
| <b>Total Full-Time</b>     |                 |   | 8     | 27 | 3                | 15 | 10        | 45 |                   |   | 1            | 16 | 3                 | 26 | 64    | 428 | 12                | 83  | 101   | 640   | 741   |  |
| <b>Part-Time</b>           |                 |   |       |    |                  |    |           |    |                   |   |              |    |                   |    |       |     |                   |     |       |       |       |  |
| First-Time Freshmen        |                 |   |       | 2  |                  | 1  |           |    |                   |   |              |    |                   |    | 2     | 4   |                   |     | 2     | 7     | 9     |  |
| Other Freshmen             |                 |   |       |    |                  |    |           |    |                   |   |              |    |                   |    | 1     | 6   |                   |     | 1     | 6     | 7     |  |
| Sophomores                 |                 |   |       |    |                  | 1  |           | 2  |                   |   |              |    |                   | 3  | 2     | 14  |                   | 1   | 2     | 21    | 23    |  |
| Juniors                    |                 |   | 1     | 4  | 1                | 3  |           | 3  |                   |   | 1            |    |                   |    | 2     | 21  |                   |     | 5     | 31    | 36    |  |
| Seniors                    |                 |   |       |    | 1                | 6  | 2         | 1  |                   |   |              | 3  |                   |    | 3     | 32  |                   | 6   | 6     | 48    | 54    |  |
| Special                    |                 |   |       |    | 1                | 1  | 1         | 1  |                   |   |              |    |                   | 1  | 5     | 19  |                   |     | 7     | 22    | 29    |  |
| <b>Total Part-Time</b>     |                 |   | 1     | 6  | 3                | 12 | 3         | 7  |                   |   | 1            | 3  |                   | 4  | 15    | 96  |                   | 7   | 23    | 135   | 158   |  |
| <b>Total Undergraduate</b> |                 |   | 9     | 33 | 6                | 27 | 13        | 52 |                   |   | 2            | 19 | 3                 | 30 | 79    | 524 | 12                | 90  | 124   | 775   | 899   |  |
| <b>Graduate</b>            |                 |   |       |    |                  |    |           |    |                   |   |              |    |                   |    |       |     |                   |     |       |       |       |  |
| <b>Full-Time</b>           |                 |   |       |    |                  |    |           |    |                   |   |              |    |                   |    |       |     |                   |     |       |       |       |  |
| Certificate                |                 |   |       |    |                  |    |           |    |                   |   |              |    |                   |    |       |     |                   |     |       |       |       |  |
| Masters                    |                 |   | 1     | 1  |                  |    |           | 1  |                   |   |              | 1  | 2                 | 1  | 6     | 11  | 79                | 126 | 88    | 141   | 229   |  |
| Doctoral                   |                 |   |       |    |                  |    |           |    |                   |   |              |    |                   |    |       | 4   | 2                 | 8   | 2     | 12    | 14    |  |
| Special Graduate           |                 |   |       |    |                  |    |           |    |                   |   |              |    |                   |    |       |     |                   |     |       |       |       |  |
| <b>Total Full-Time</b>     |                 |   | 1     | 1  |                  |    |           | 1  |                   |   |              | 1  | 2                 | 1  | 6     | 15  | 81                | 134 | 90    | 153   | 243   |  |
| <b>Part-Time</b>           |                 |   |       |    |                  |    |           |    |                   |   |              |    |                   |    |       |     |                   |     |       |       |       |  |
| Certificate                |                 |   | 1     | 1  |                  | 2  |           |    |                   |   |              |    |                   |    |       | 6   | 1                 | 1   | 2     | 10    | 12    |  |
| Masters                    |                 |   | 3     | 8  | 1                | 8  | 1         | 1  |                   |   |              | 1  |                   | 2  | 10    | 56  | 19                | 29  | 34    | 105   | 139   |  |
| Doctoral                   |                 |   |       |    |                  |    |           |    |                   |   |              |    | 1                 |    |       | 4   | 3                 | 3   | 4     | 7     | 11    |  |
| Special Graduate           |                 |   |       |    |                  |    |           |    |                   |   |              |    |                   |    |       |     |                   | 1   |       | 1     | 1     |  |
| <b>Total Part-Time</b>     |                 |   | 4     | 9  | 1                | 10 | 1         | 1  |                   |   |              | 1  | 1                 | 2  | 10    | 66  | 23                | 34  | 40    | 123   | 163   |  |
| <b>Total Graduate</b>      |                 |   | 5     | 10 | 1                | 10 | 1         | 2  |                   |   |              | 2  | 3                 | 3  | 16    | 81  | 104               | 168 | 130   | 276   | 406   |  |
| <b>Total All Students</b>  |                 |   | 14    | 43 | 7                | 37 | 14        | 54 |                   |   | 2            | 21 | 6                 | 33 | 95    | 605 | 116               | 258 | 254   | 1,051 | 1,305 |  |

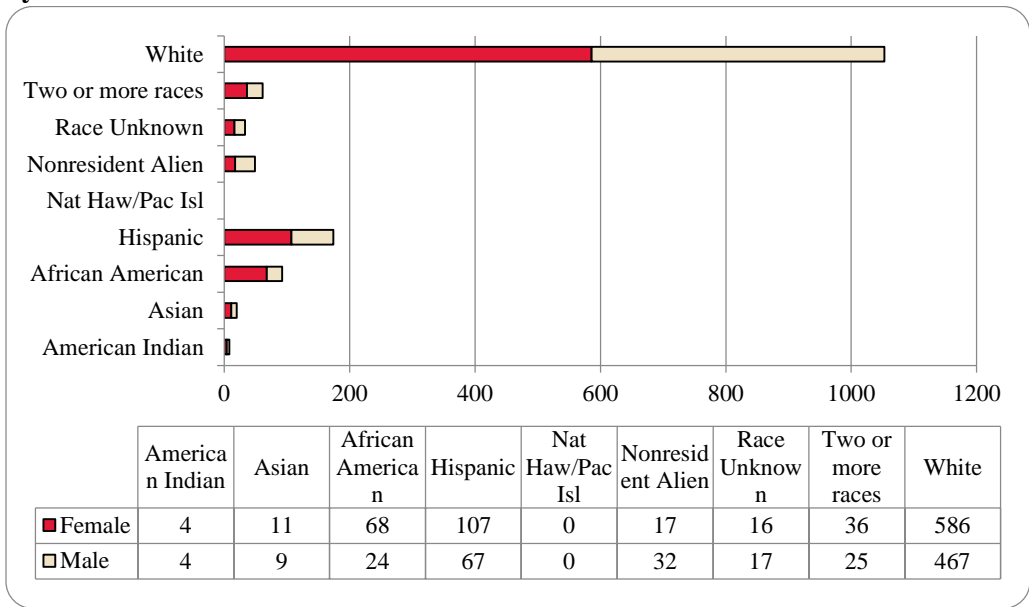
**Figure 26: College of Public Affairs & Community Service Delivery-Site Head Count: Fall 2004-2015**



**Figure 27: College of Public Affairs & Community Service Delivery-Site Student Credit Hours: Fall 2004-2015**



**Figure 28: College of Public Affairs & Community Service Delivery-Site Head Count by Ethnicity by Gender: Fall 2015**

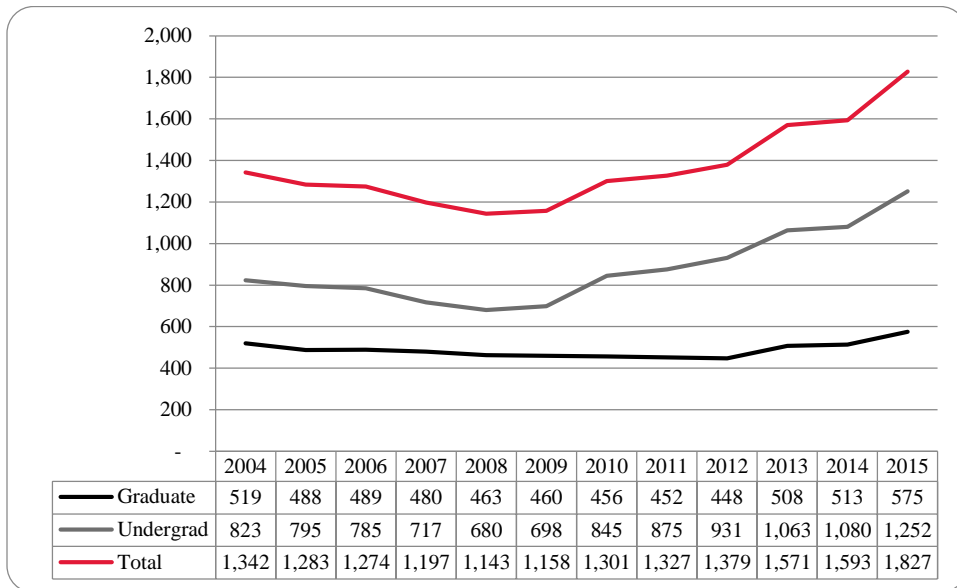




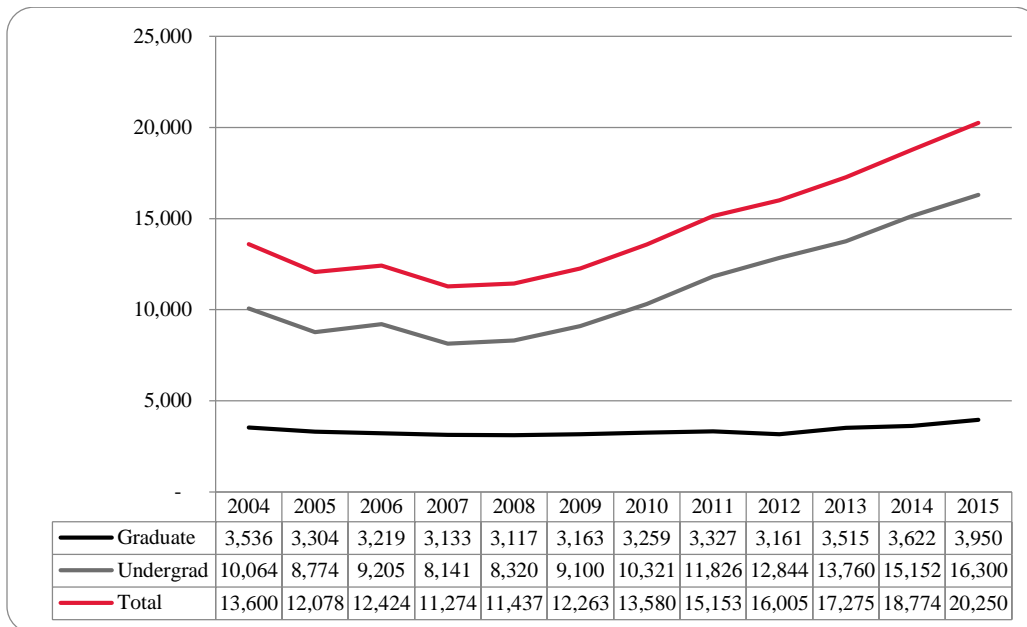
**Table 10: College of Public Affairs and Community Service Delivery-Site Head Count Summary for Undergraduate and Graduate Students by Full and Part-Time by Gender and Race Classification: Fall 2015**

|                            | American Indian |   | Asian |   | African American |    | Hispanics |    | Nat Haw / Pac Isl |   | Race Unknown |    | Two or more races |    | White |     | Nonresident Alien |    | Total |     |       |
|----------------------------|-----------------|---|-------|---|------------------|----|-----------|----|-------------------|---|--------------|----|-------------------|----|-------|-----|-------------------|----|-------|-----|-------|
|                            | F               | M | F     | M | F                | M  | F         | M  | F                 | M | F            | M  | F                 | M  | F     | M   | F                 | M  | F     | M   | Total |
| <b>Undergraduate</b>       |                 |   |       |   |                  |    |           |    |                   |   |              |    |                   |    |       |     |                   |    |       |     |       |
| <b>Full-Time</b>           |                 |   |       |   |                  |    |           |    |                   |   |              |    |                   |    |       |     |                   |    |       |     |       |
| First-Time Freshmen        | 1               | 1 | 2     |   | 5                | 3  | 11        | 13 |                   |   | 1            | 3  | 4                 | 37 | 39    | 1   | 6                 | 60 | 67    | 127 |       |
| Other Freshmen             |                 |   | 2     | 1 | 2                |    | 6         | 7  |                   |   | 1            |    | 5                 | 1  | 15    | 28  | 3                 | 4  | 34    | 41  | 75    |
| Sophomores                 |                 |   | 1     | 2 | 8                |    | 25        | 15 |                   |   | 1            | 4  | 6                 | 3  | 53    | 79  | 5                 | 5  | 99    | 108 | 207   |
| Juniors                    | 2               |   | 1     | 3 | 7                | 10 | 16        | 8  |                   |   | 3            | 4  | 5                 | 4  | 82    | 68  |                   | 4  | 116   | 101 | 217   |
| Seniors                    | 1               |   | 1     |   | 11               | 2  | 11        | 6  |                   |   | 2            | 1  | 1                 | 5  | 61    | 57  |                   | 1  | 88    | 72  | 160   |
| Special                    |                 |   |       |   |                  |    | 1         |    |                   |   |              |    | 1                 | 1  | 2     |     |                   |    | 2     | 3   | 5     |
| <b>Total Full-Time</b>     | 4               | 1 | 7     | 6 | 33               | 15 | 70        | 49 |                   |   | 7            | 10 | 20                | 18 | 249   | 273 | 9                 | 20 | 399   | 392 | 791   |
| <b>Part-Time</b>           |                 |   |       |   |                  |    |           |    |                   |   |              |    |                   |    |       |     |                   |    |       |     |       |
| First-Time Freshmen        |                 |   |       |   | 2                |    | 1         |    |                   |   |              |    |                   |    | 2     | 3   |                   |    | 5     | 3   | 8     |
| Other Freshmen             |                 | 1 |       |   |                  |    | 1         | 3  |                   |   |              |    |                   |    | 2     | 4   |                   |    | 3     | 8   | 11    |
| Sophomores                 |                 |   |       |   | 3                |    | 2         |    |                   |   | 1            |    |                   |    | 10    | 9   |                   |    | 16    | 9   | 25    |
| Juniors                    |                 |   |       |   | 2                | 2  | 3         | 2  |                   |   | 1            |    |                   | 1  | 12    | 13  |                   |    | 18    | 18  | 36    |
| Seniors                    |                 |   |       | 1 | 3                | 1  | 2         | 1  |                   |   |              | 2  |                   |    | 11    | 20  |                   | 1  | 16    | 26  | 42    |
| Special                    |                 |   |       |   |                  |    |           |    |                   |   |              |    |                   |    |       | 2   |                   |    |       | 2   | 2     |
| <b>Total Part-Time</b>     |                 | 1 |       | 1 | 10               | 3  | 9         | 6  |                   |   | 2            | 2  | 1                 | 37 | 51    |     | 1                 | 58 | 66    | 124 |       |
| <b>Total Undergraduate</b> | 4               | 2 | 7     | 7 | 43               | 18 | 79        | 55 |                   |   | 9            | 12 | 20                | 19 | 286   | 324 | 9                 | 21 | 457   | 458 | 915   |
| <b>Graduate</b>            |                 |   |       |   |                  |    |           |    |                   |   |              |    |                   |    |       |     |                   |    |       |     |       |
| <b>Full-Time</b>           |                 |   |       |   |                  |    |           |    |                   |   |              |    |                   |    |       |     |                   |    |       |     |       |
| Certificate                |                 |   |       |   |                  |    |           |    |                   |   |              |    |                   |    | 1     |     |                   |    | 1     |     | 1     |
| Masters                    |                 |   |       | 1 | 8                |    | 8         | 5  |                   |   | 1            |    | 7                 | 1  | 117   | 22  | 4                 | 1  | 145   | 30  | 175   |
| Doctoral                   |                 |   |       |   |                  | 1  | 1         |    |                   |   |              |    |                   |    | 7     | 5   | 1                 | 4  | 9     | 10  | 19    |
| Special Graduate           |                 |   |       |   |                  |    |           |    |                   |   |              |    |                   |    |       |     |                   |    |       |     |       |
| <b>Total Full-Time</b>     |                 |   |       | 1 | 8                | 1  | 9         | 5  |                   |   | 1            |    | 7                 | 1  | 125   | 27  | 5                 | 5  | 155   | 40  | 195   |
| <b>Part-Time</b>           |                 |   |       |   |                  |    |           |    |                   |   |              |    |                   |    |       |     |                   |    |       |     |       |
| Certificate                |                 |   |       |   | 1                |    | 1         |    |                   |   | 1            |    |                   |    | 10    | 6   |                   |    | 13    | 6   | 19    |
| Masters                    |                 | 2 | 4     | 1 | 16               | 5  | 17        | 6  |                   |   | 5            | 5  | 8                 | 5  | 158   | 95  | 1                 |    | 209   | 119 | 328   |
| Doctoral                   |                 |   |       |   |                  |    | 1         | 1  |                   |   |              |    | 1                 |    | 7     | 15  | 2                 | 6  | 11    | 22  | 33    |
| Special Graduate           |                 |   |       |   |                  |    |           |    |                   |   |              |    |                   |    |       |     |                   |    |       |     |       |
| <b>Total Part-Time</b>     |                 | 2 | 4     | 1 | 17               | 5  | 19        | 7  |                   |   | 6            | 5  | 9                 | 5  | 175   | 116 | 3                 | 6  | 233   | 147 | 380   |
| <b>Total Graduate</b>      |                 | 2 | 4     | 2 | 25               | 6  | 28        | 12 |                   |   | 7            | 5  | 16                | 6  | 300   | 143 | 8                 | 11 | 388   | 187 | 575   |
| <b>Total All Students</b>  | 4               | 4 | 11    | 9 | 68               | 24 | 107       | 67 |                   |   | 16           | 17 | 36                | 25 | 586   | 467 | 17                | 32 | 845   | 645 | 1,490 |

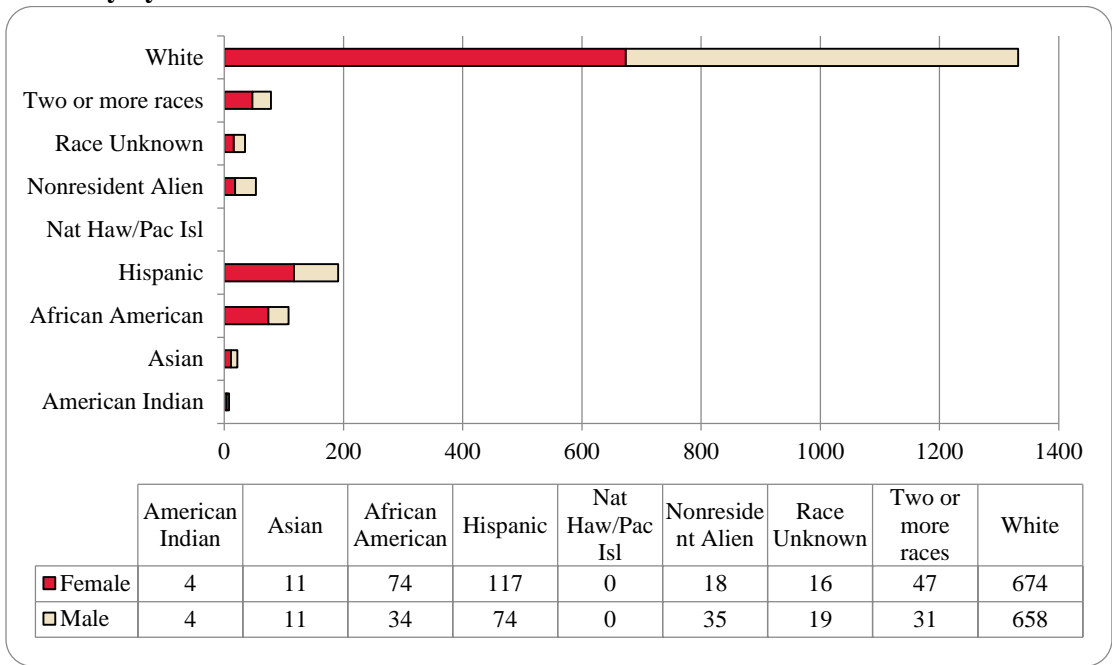
**Figure 29: College of Public Affairs & Community Service Administrative-Site Head Count: Fall 2004-2015**



**Figure 30: College of Public Affairs & Community Service Administrative-Site Student Credit Hours: Fall 2004-2015**



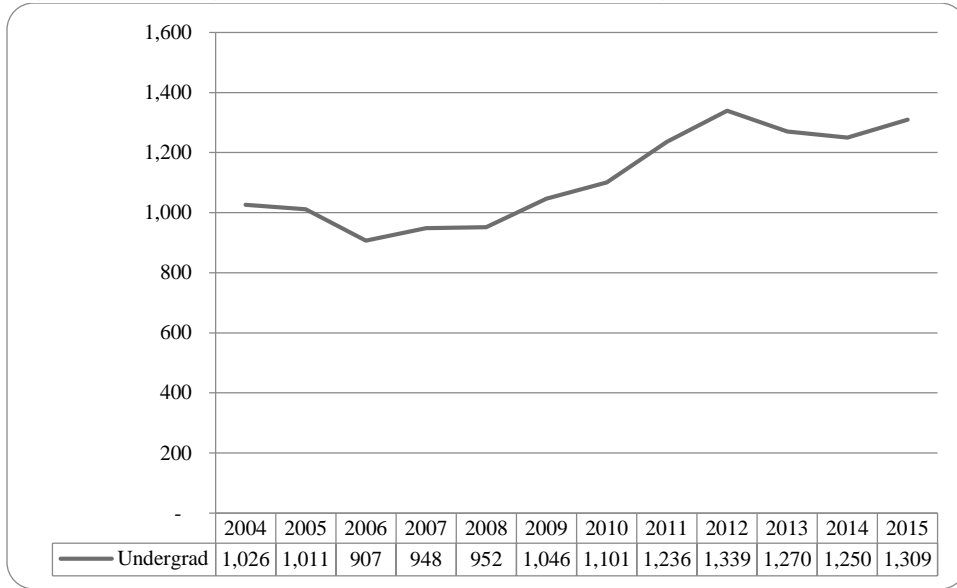
**Figure 31: College of Public Affairs & Community Service Administrative-Site Head Count by Ethnicity by Gender: Fall 2015**



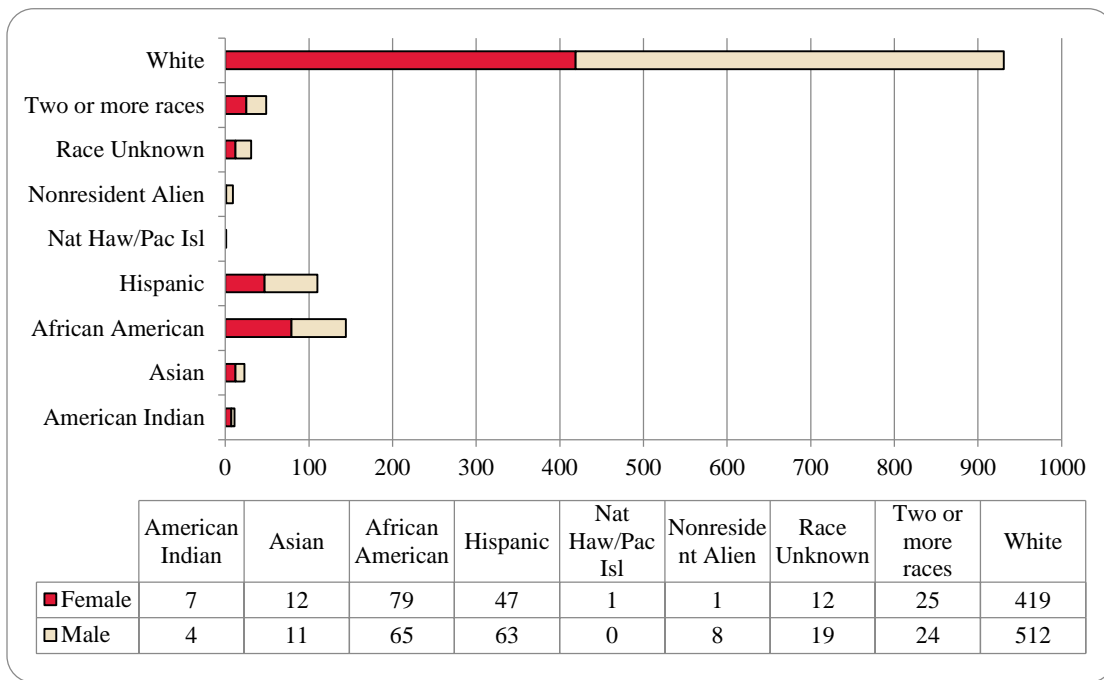
**Table 11: College of Public Affairs & Community Service Administrative-Site Head Count Summary for Undergraduate and Graduate Students by Full and Part-Time by Gender and Race Classification: Fall 2015**

|                            | American Indian |   | Asian |    | African American |    | Hispanics |    | Nat Haw / Pac Isl |   | Race Unknown |    | Two or more races |    | White |     | Nonresident Alien |    | Total |     |       |  |
|----------------------------|-----------------|---|-------|----|------------------|----|-----------|----|-------------------|---|--------------|----|-------------------|----|-------|-----|-------------------|----|-------|-----|-------|--|
|                            | F               | M | F     | M  | F                | M  | F         | M  | F                 | M | F            | M  | F                 | M  | F     | M   | F                 | M  | F     | M   | Total |  |
| <b>Undergraduate</b>       |                 |   |       |    |                  |    |           |    |                   |   |              |    |                   |    |       |     |                   |    |       |     |       |  |
| <b>Full-Time</b>           |                 |   |       |    |                  |    |           |    |                   |   |              |    |                   |    |       |     |                   |    |       |     |       |  |
| First-Time Freshmen        | 1               | 1 | 2     |    | 5                | 3  | 11        | 13 |                   |   | 1            | 3  | 4                 | 37 | 39    | 1   | 6                 | 60 | 67    | 127 |       |  |
| Other Freshmen             |                 |   | 2     | 1  | 3                | 3  | 10        | 8  |                   |   | 1            |    | 6                 | 2  | 41    | 60  | 3                 | 7  | 66    | 81  | 147   |  |
| Sophomores                 |                 |   | 1     | 3  | 9                |    | 28        | 17 |                   |   | 1            | 5  | 8                 | 4  | 73    | 116 | 6                 | 5  | 126   | 150 | 276   |  |
| Juniors                    | 2               |   | 1     | 4  | 8                | 14 | 18        | 11 |                   |   | 3            | 5  | 11                | 6  | 108   | 130 |                   | 4  | 151   | 174 | 325   |  |
| Seniors                    | 1               |   | 1     |    | 14               | 5  | 11        | 7  |                   |   | 2            | 1  | 3                 | 6  | 77    | 103 |                   | 1  | 109   | 123 | 232   |  |
| Special                    |                 |   |       |    |                  |    | 1         |    |                   |   |              |    | 1                 | 2  |       |     |                   |    | 2     | 3   | 5     |  |
| <b>Total Full-Time</b>     | 4               | 1 | 7     | 8  | 39               | 25 | 79        | 56 |                   |   | 7            | 12 | 31                | 23 | 337   | 450 | 10                | 23 | 514   | 598 | 1,112 |  |
| <b>Part-Time</b>           |                 |   |       |    |                  |    |           |    |                   |   |              |    |                   |    |       |     |                   |    |       |     |       |  |
| First-Time Freshmen        |                 |   |       |    | 2                |    | 1         |    |                   |   |              |    |                   | 2  | 3     |     |                   | 5  | 3     | 8   |       |  |
| Other Freshmen             |                 | 1 |       |    |                  |    | 1         | 3  |                   |   |              |    |                   | 2  | 4     |     |                   | 3  | 8     | 11  |       |  |
| Sophomores                 |                 |   |       |    | 3                |    | 2         |    |                   |   | 1            |    |                   | 10 | 9     |     |                   | 16 | 9     | 25  |       |  |
| Juniors                    |                 |   |       |    | 2                | 2  | 3         | 2  |                   |   | 1            |    | 1                 | 12 | 16    |     |                   | 18 | 21    | 39  |       |  |
| Seniors                    |                 |   |       | 1  | 3                | 1  | 3         | 1  |                   |   | 2            |    | 1                 | 11 | 31    |     | 1                 | 17 | 38    | 55  |       |  |
| Special                    |                 |   |       |    |                  |    |           |    |                   |   |              |    |                   |    | 2     |     |                   |    | 2     | 2   | 2     |  |
| <b>Total Part-Time</b>     |                 | 1 |       | 1  | 10               | 3  | 10        | 6  |                   |   | 2            | 2  | 2                 | 37 | 65    |     | 1                 | 59 | 81    | 140 |       |  |
| <b>Total Undergraduate</b> | 4               | 2 | 7     | 9  | 49               | 28 | 89        | 62 |                   |   | 9            | 14 | 31                | 25 | 374   | 515 | 10                | 24 | 573   | 679 | 1,252 |  |
| <b>Graduate</b>            |                 |   |       |    |                  |    |           |    |                   |   |              |    |                   |    |       |     |                   |    |       |     |       |  |
| <b>Full-Time</b>           |                 |   |       |    |                  |    |           |    |                   |   |              |    |                   |    |       |     |                   |    |       |     |       |  |
| Certificate                |                 |   |       |    |                  |    |           |    |                   |   |              |    |                   | 1  |       |     |                   | 1  |       | 1   |       |  |
| Masters                    |                 |   |       | 1  | 8                |    | 8         | 5  |                   |   | 1            |    | 7                 | 1  | 117   | 22  | 4                 | 1  | 145   | 30  | 175   |  |
| Doctoral                   |                 |   |       |    |                  | 1  | 1         |    |                   |   |              |    |                   | 7  | 5     | 1   | 4                 | 9  | 10    | 19  |       |  |
| Special Graduate           |                 |   |       |    |                  |    |           |    |                   |   |              |    |                   |    |       |     |                   |    |       |     |       |  |
| <b>Total Full-Time</b>     |                 |   |       | 1  | 8                | 1  | 9         | 5  |                   |   | 1            |    | 7                 | 1  | 125   | 27  | 5                 | 5  | 155   | 40  | 195   |  |
| <b>Part-Time</b>           |                 |   |       |    |                  |    |           |    |                   |   |              |    |                   |    |       |     |                   |    |       |     |       |  |
| Certificate                |                 |   |       |    | 1                |    | 1         |    |                   |   | 1            |    |                   | 10 | 6     |     |                   | 13 | 6     | 19  |       |  |
| Masters                    |                 | 2 | 4     | 1  | 16               | 5  | 17        | 6  |                   |   | 5            | 5  | 8                 | 5  | 158   | 95  | 1                 |    | 209   | 119 | 328   |  |
| Doctoral                   |                 |   |       |    |                  |    | 1         | 1  |                   |   |              |    | 1                 | 7  | 15    | 2   | 6                 | 11 | 22    | 33  |       |  |
| Special Graduate           |                 |   |       |    |                  |    |           |    |                   |   |              |    |                   |    |       |     |                   |    |       |     |       |  |
| <b>Total Part-Time</b>     |                 | 2 | 4     | 1  | 17               | 5  | 19        | 7  |                   |   | 6            | 5  | 9                 | 5  | 175   | 116 | 3                 | 6  | 233   | 147 | 380   |  |
| <b>Total Graduate</b>      |                 | 2 | 4     | 2  | 25               | 6  | 28        | 12 |                   |   | 7            | 5  | 16                | 6  | 300   | 143 | 8                 | 11 | 388   | 187 | 575   |  |
| <b>Total All Students</b>  | 4               | 4 | 11    | 11 | 74               | 34 | 117       | 74 |                   |   | 16           | 19 | 47                | 31 | 674   | 658 | 18                | 35 | 961   | 866 | 1,827 |  |

**Figure 32: College of CPACS, Division of Continuing Studies Head Count: Fall 2004-2015**



**Figure 33: College of CPACS, Division of Continuing Studies Head Count by Ethnicity by Gender: Fall 2015**



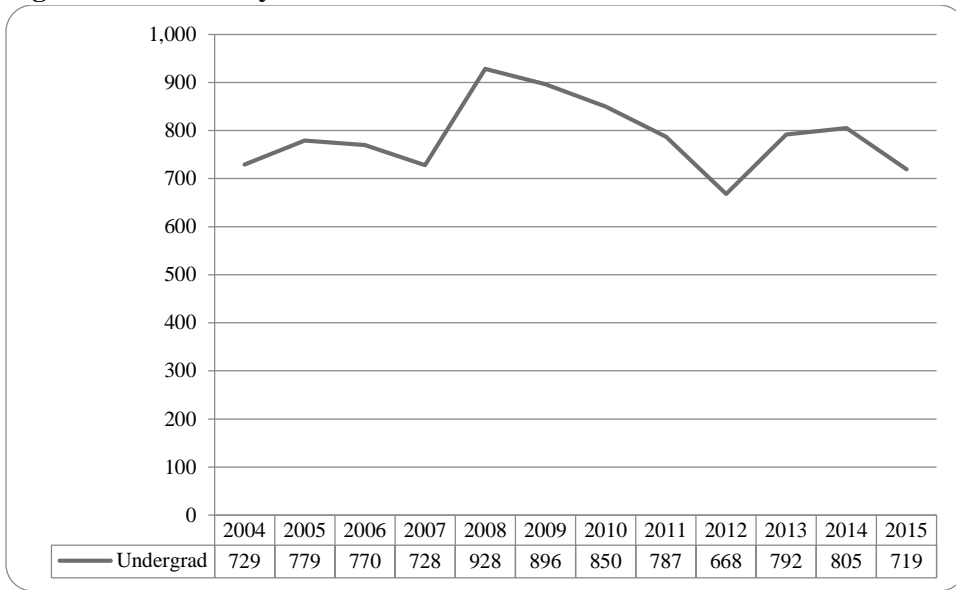
**Table 12: College of CPACS Division of Continuing Studies Head Count Summary for Undergraduate Students by Full and Part-Time by Gender and Race Classification: Fall 2015**

|                            | American Indian |   | Asian |    | African American |    | Hispanics |    | Nat Haw / Pac Isl |   | Race Unknown |    | Two or more races |    | White |     | Nonresident Alien |    | Total |     |       |  |
|----------------------------|-----------------|---|-------|----|------------------|----|-----------|----|-------------------|---|--------------|----|-------------------|----|-------|-----|-------------------|----|-------|-----|-------|--|
|                            | F               | M | F     | M  | F                | M  | F         | M  | F                 | M | F            | M  | F                 | M  | F     | M   | F                 | M  | F     | M   | Total |  |
| <b>Undergraduate</b>       |                 |   |       |    |                  |    |           |    |                   |   |              |    |                   |    |       |     |                   |    |       |     |       |  |
| <b>Full-Time</b>           |                 |   |       |    |                  |    |           |    |                   |   |              |    |                   |    |       |     |                   |    |       |     |       |  |
| First-Time Freshmen        |                 |   |       |    |                  |    |           | 1  |                   |   | 1            |    |                   |    | 1     | 5   |                   | 1  | 2     | 7   | 9     |  |
| Other Freshmen             |                 |   | 1     | 2  | 5                | 4  |           | 2  |                   |   | 1            |    | 2                 | 7  | 19    |     | 1                 | 13 | 31    | 44  |       |  |
| Sophomores                 |                 | 1 | 1     | 1  | 3                | 7  | 4         | 7  |                   |   | 1            | 3  | 5                 | 39 | 64    |     | 4                 | 50 | 90    | 140 |       |  |
| Juniors                    | 2               |   | 6     | 2  | 19               | 11 | 12        | 10 |                   |   | 1            | 3  | 11                | 3  | 77    | 77  | 1                 | 1  | 129   | 107 | 236   |  |
| Seniors                    | 2               | 1 | 3     | 2  | 13               | 9  | 12        | 9  | 1                 |   | 4            | 2  | 2                 | 2  | 87    | 78  |                   |    | 124   | 103 | 227   |  |
| Special                    |                 |   |       |    | 1                |    |           |    |                   |   |              |    |                   |    | 1     |     |                   |    | 2     |     | 2     |  |
| <b>Total Full-Time</b>     | 4               | 2 | 11    | 7  | 41               | 31 | 28        | 29 | 1                 |   | 6            | 7  | 16                | 12 | 212   | 243 | 1                 | 7  | 320   | 338 | 658   |  |
| <b>Part-Time</b>           |                 |   |       |    |                  |    |           |    |                   |   |              |    |                   |    |       |     |                   |    |       |     |       |  |
| First-Time Freshmen        |                 |   |       |    |                  |    |           |    |                   |   |              |    |                   |    | 1     | 2   |                   |    | 1     | 2   | 3     |  |
| Other Freshmen             |                 |   |       |    | 3                | 1  | 1         | 6  |                   |   | 1            | 1  | 1                 |    | 10    | 20  |                   |    | 16    | 28  | 44    |  |
| Sophomores                 |                 |   |       |    | 5                | 4  | 5         | 8  |                   |   | 1            | 1  | 1                 | 3  | 20    | 33  |                   |    | 32    | 49  | 81    |  |
| Juniors                    | 1               | 1 | 1     | 1  | 8                | 5  | 4         | 4  |                   |   | 2            | 3  | 1                 | 1  | 60    | 75  |                   |    | 77    | 90  | 167   |  |
| Seniors                    | 2               | 1 |       | 1  | 21               | 24 | 9         | 15 |                   |   | 2            | 7  | 6                 | 8  | 107   | 129 |                   | 1  | 147   | 186 | 333   |  |
| Special                    |                 |   |       | 2  | 1                |    |           | 1  |                   |   |              |    |                   |    | 9     | 10  |                   |    | 10    | 13  | 23    |  |
| <b>Total Part-Time</b>     | 3               | 2 | 1     | 4  | 38               | 34 | 19        | 34 |                   |   | 6            | 12 | 9                 | 12 | 207   | 269 |                   | 1  | 283   | 368 | 651   |  |
| <b>Total Undergraduate</b> | 7               | 4 | 12    | 11 | 79               | 65 | 47        | 63 | 1                 |   | 12           | 19 | 25                | 24 | 419   | 512 | 1                 | 8  | 603   | 706 | 1,309 |  |
| <b>Total All Students</b>  | 7               | 4 | 12    | 11 | 79               | 65 | 47        | 63 | 1                 |   | 12           | 19 | 25                | 24 | 419   | 512 | 1                 | 8  | 603   | 706 | 1,309 |  |

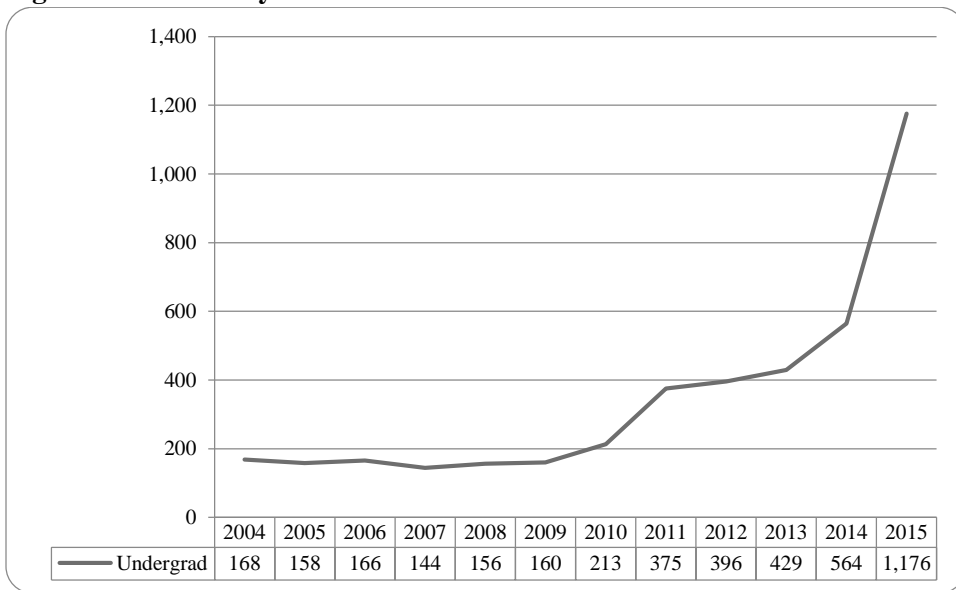
**Table 13: Cooperative Graduate Program Head Count Summary for Graduate Students by Full and Part-Time by Gender and Race Classification: Fall 2015**

|                           | American Indian |   | Asian |   | African American |   | Hispanics |   | Nat Haw / Pac Isl |   | Race Unknown |   | Two or more races |   | White |   | Nonresident Alien |   | Total |   |       |   |
|---------------------------|-----------------|---|-------|---|------------------|---|-----------|---|-------------------|---|--------------|---|-------------------|---|-------|---|-------------------|---|-------|---|-------|---|
|                           | F               | M | F     | M | F                | M | F         | M | F                 | M | F            | M | F                 | M | F     | M | F                 | M | F     | M | Total |   |
| <b>Graduate</b>           |                 |   |       |   |                  |   |           |   |                   |   |              |   |                   |   |       |   |                   |   |       |   |       |   |
| <b>Full-Time</b>          |                 |   |       |   |                  |   |           |   |                   |   |              |   |                   |   |       |   |                   |   |       |   |       |   |
| Certificate               |                 |   |       |   |                  |   |           |   |                   |   |              |   |                   |   |       |   |                   |   |       |   |       |   |
| Masters                   |                 |   |       |   |                  |   |           |   |                   |   |              |   |                   |   |       |   |                   |   |       |   |       |   |
| Doctoral                  |                 |   |       |   |                  |   |           |   |                   |   |              |   |                   |   |       |   |                   |   |       |   |       |   |
| Special Graduate          |                 |   |       |   |                  |   |           |   |                   |   |              |   |                   |   |       |   |                   |   |       |   |       |   |
| <b>Total Full-Time</b>    |                 |   |       |   |                  |   |           |   |                   |   |              |   |                   |   |       |   |                   |   |       |   |       |   |
| <b>Part-Time</b>          |                 |   |       |   |                  |   |           |   |                   |   |              |   |                   |   |       |   |                   |   |       |   |       |   |
| Certificate               |                 |   | 1     |   |                  |   | 1         |   |                   |   |              |   |                   |   | 6     |   |                   |   |       | 8 |       | 8 |
| Masters                   |                 |   |       |   |                  |   |           |   |                   |   |              |   |                   |   |       |   |                   |   |       |   |       |   |
| Doctoral                  |                 |   |       |   |                  |   |           |   |                   |   |              |   |                   |   |       |   |                   |   |       |   |       |   |
| Special Graduate          |                 |   |       |   |                  |   |           |   |                   |   |              |   |                   |   |       |   |                   |   |       |   |       |   |
| <b>Total Part-Time</b>    |                 |   | 1     |   |                  |   | 1         |   |                   |   |              |   |                   |   | 6     |   |                   |   |       | 8 |       | 8 |
| <b>Total Graduate</b>     |                 |   | 1     |   |                  |   | 1         |   |                   |   |              |   |                   |   | 6     |   |                   |   |       | 8 |       | 8 |
| <b>Total All Students</b> |                 |   | 1     |   |                  |   | 1         |   |                   |   |              |   |                   |   | 6     |   |                   |   |       | 8 |       | 8 |

**Figure 34: University Division Head Count: Fall 2004-2015**

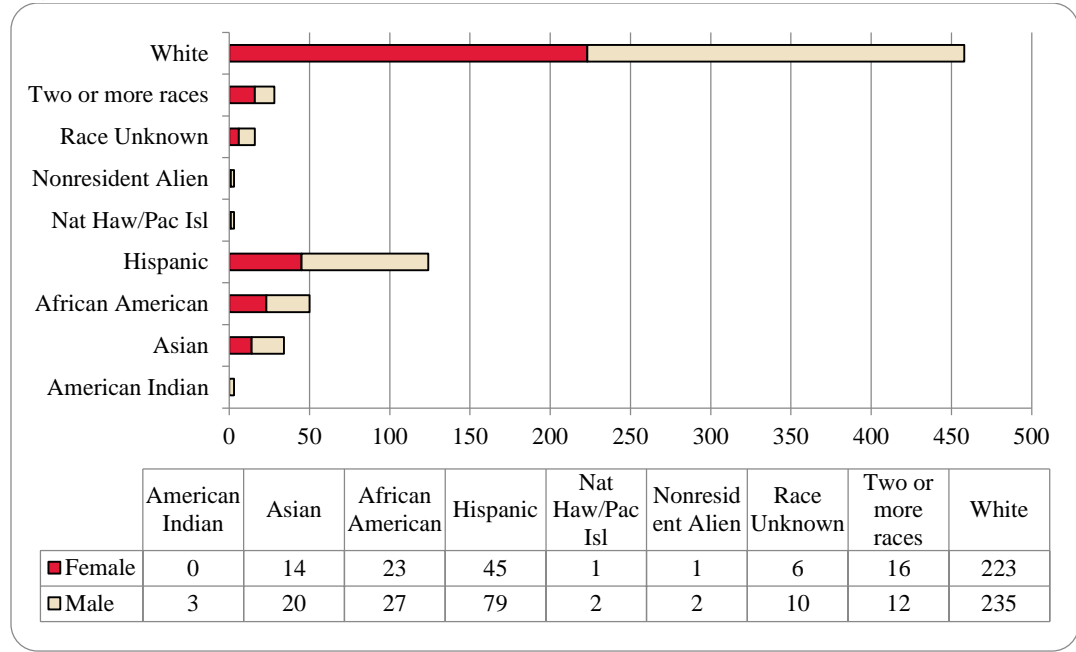


**Figure 35: University Division Student Credit Hours: Fall 2004-2015**





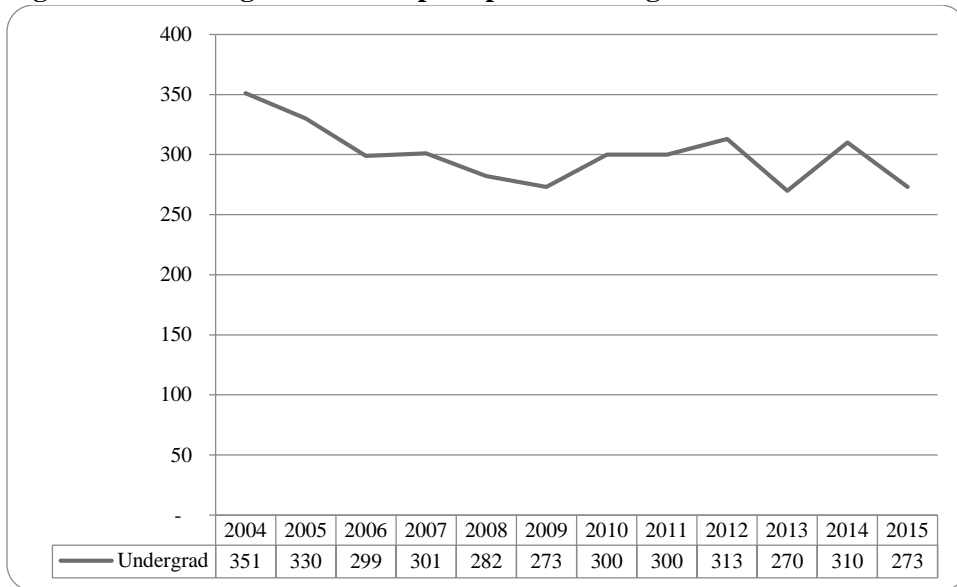
**Figure 36: University Division Head Count by Ethnicity by Gender: Fall 2015**



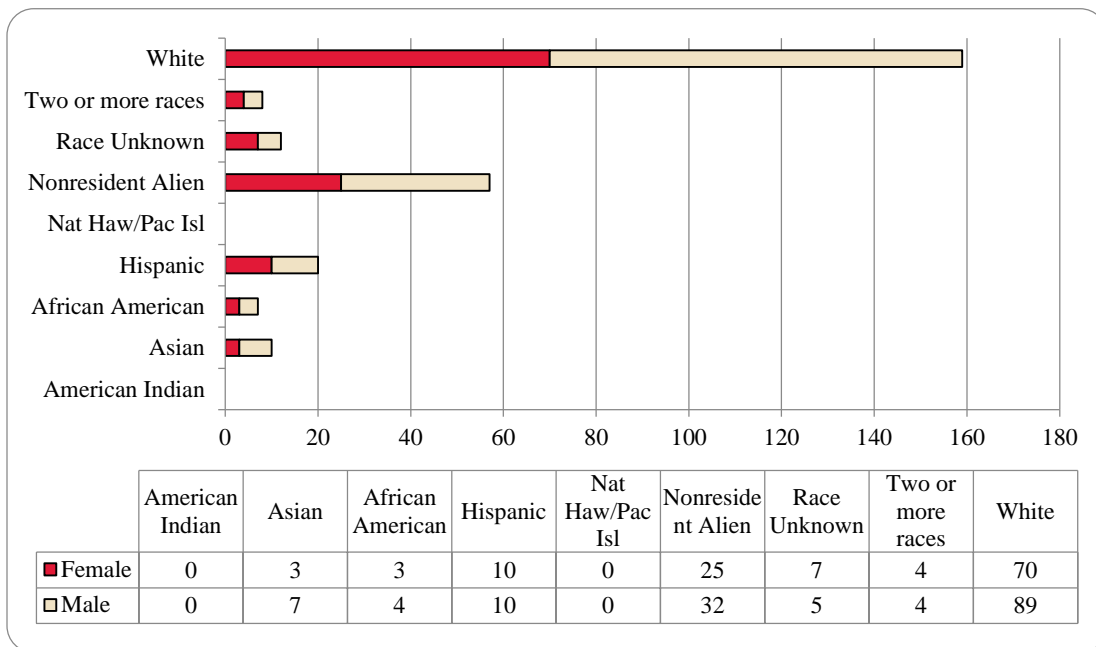
**Table 14: University Division Head Count Summary for Undergraduate Students by Full and Part-Time by Gender and Race Classification: Fall 2015**

|                            | American Indian |   | Asian |    | African American |    | Hispanics |    | Nat Haw / Pac Isl |   | Race Unknown |    | Two or more races |    | White |     | Nonresident Alien |   | Total |     |       |  |
|----------------------------|-----------------|---|-------|----|------------------|----|-----------|----|-------------------|---|--------------|----|-------------------|----|-------|-----|-------------------|---|-------|-----|-------|--|
|                            | F               | M | F     | M  | F                | M  | F         | M  | F                 | M | F            | M  | F                 | M  | F     | M   | F                 | M | F     | M   | Total |  |
| <b>Undergraduate</b>       |                 |   |       |    |                  |    |           |    |                   |   |              |    |                   |    |       |     |                   |   |       |     |       |  |
| <b>Full-Time</b>           |                 |   |       |    |                  |    |           |    |                   |   |              |    |                   |    |       |     |                   |   |       |     |       |  |
| First-Time Freshmen        |                 | 1 | 7     | 5  | 16               | 15 | 30        | 47 |                   | 1 | 4            | 4  | 9                 | 7  | 116   | 112 |                   | 2 | 182   | 194 | 376   |  |
| Other Freshmen             |                 | 1 | 1     | 7  | 3                | 3  | 5         | 14 |                   |   | 1            | 1  | 4                 | 4  | 46    | 63  |                   |   | 60    | 93  | 153   |  |
| Sophomores                 |                 |   | 5     | 3  | 1                | 6  | 7         | 11 | 1                 | 1 |              | 2  | 3                 |    | 35    | 38  |                   |   | 52    | 61  | 113   |  |
| Juniors                    |                 |   |       |    |                  |    |           |    |                   |   |              |    |                   |    | 1     | 1   |                   |   | 1     | 1   | 2     |  |
| Seniors                    |                 |   |       |    |                  |    |           |    |                   |   |              |    |                   |    |       |     |                   |   |       |     |       |  |
| Special                    |                 |   |       |    |                  |    |           |    |                   |   | 1            |    |                   |    |       |     |                   |   |       | 1   | 1     |  |
| <b>Total Full-Time</b>     |                 | 2 | 13    | 15 | 20               | 24 | 42        | 72 | 1                 | 2 | 6            | 7  | 16                | 11 | 198   | 214 |                   | 2 | 296   | 349 | 645   |  |
| <b>Part-Time</b>           |                 |   |       |    |                  |    |           |    |                   |   |              |    |                   |    |       |     |                   |   |       |     |       |  |
| First-Time Freshmen        |                 |   | 1     | 2  | 1                | 2  | 1         | 3  |                   |   |              |    | 1                 | 8  | 10    |     |                   |   | 11    | 18  | 29    |  |
| Other Freshmen             |                 | 1 |       | 2  | 1                |    | 2         | 3  |                   |   |              | 3  |                   |    | 11    | 9   |                   |   | 14    | 18  | 32    |  |
| Sophomores                 |                 |   |       | 1  | 1                | 1  |           | 1  |                   |   |              |    |                   |    | 6     | 2   | 1                 |   | 8     | 5   | 13    |  |
| Juniors                    |                 |   |       |    |                  |    |           |    |                   |   |              |    |                   |    |       |     |                   |   |       |     |       |  |
| Seniors                    |                 |   |       |    |                  |    |           |    |                   |   |              |    |                   |    |       |     |                   |   |       |     |       |  |
| Special                    |                 |   |       |    |                  |    |           |    |                   |   |              |    |                   |    |       |     |                   |   |       |     |       |  |
| <b>Total Part-Time</b>     |                 | 1 | 1     | 5  | 3                | 3  | 3         | 7  |                   |   |              | 3  |                   | 1  | 25    | 21  | 1                 |   | 33    | 41  | 74    |  |
| <b>Total Undergraduate</b> |                 | 3 | 14    | 20 | 23               | 27 | 45        | 79 | 1                 | 2 | 6            | 10 | 16                | 12 | 223   | 235 | 1                 | 2 | 329   | 390 | 719   |  |
| <b>Total All Students</b>  |                 | 3 | 14    | 20 | 23               | 27 | 45        | 79 | 1                 | 2 | 6            | 10 | 16                | 12 | 223   | 235 | 1                 | 2 | 329   | 390 | 719   |  |

**Figure 37: Non-Degree/Intercampus Special Undergraduate Students Head Count: Fall 2004-2015**



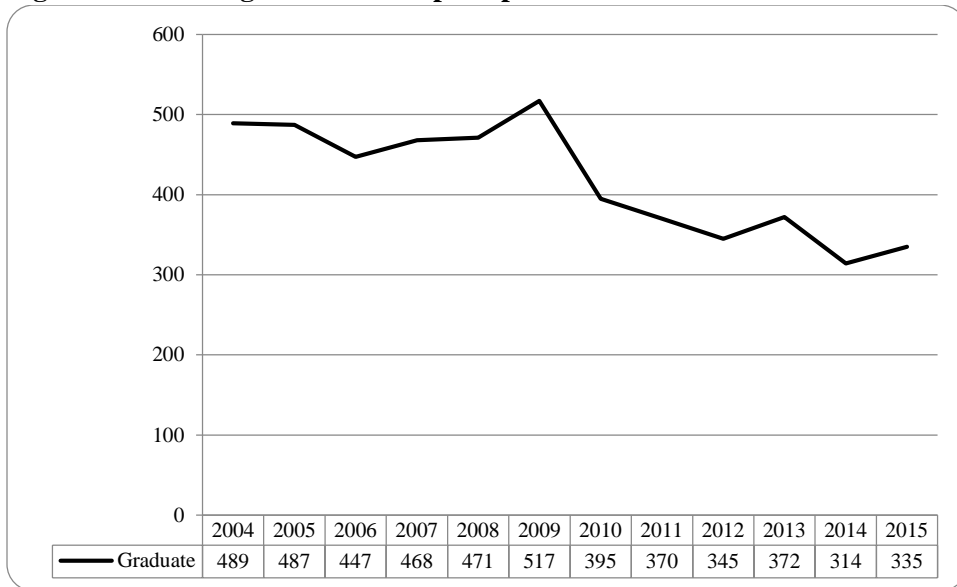
**Figure 38: Non-Degree/Intercampus Special Undergraduate Students Head Count by Ethnicity by Gender: Fall 2015**



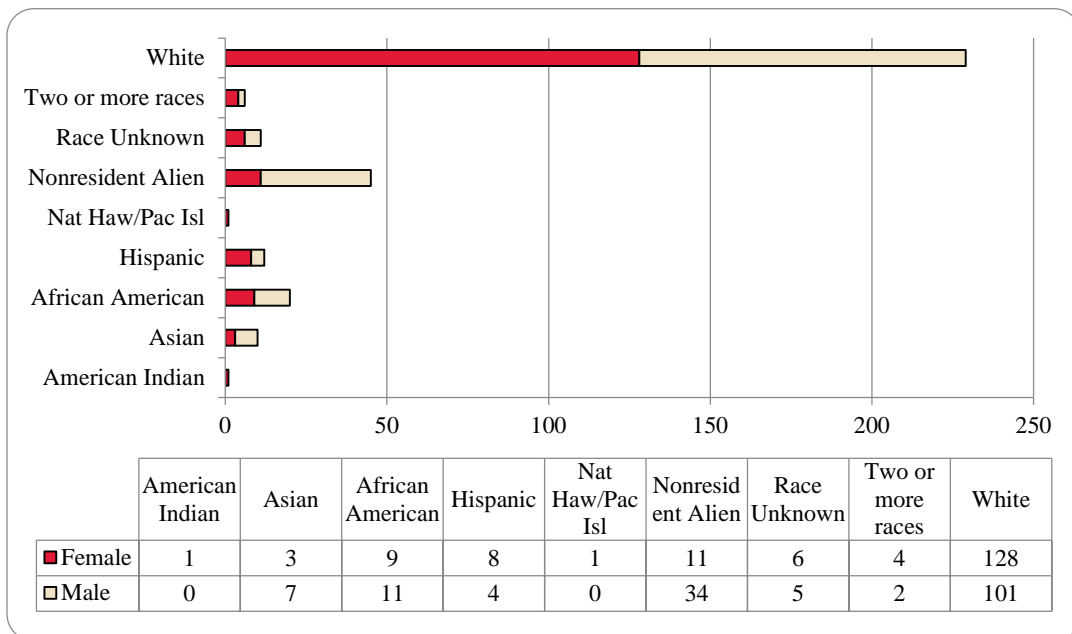
**Table 15: Non-Degree/Intercampus Head Count Summary for Special Undergraduate Students by Full and Part-Time by Gender and Race Classification: Fall 2015**

|                            | American Indian |   | Asian |   | African American |   | Hispanics |    | Nat Haw / Pac Isl |   | Race Unknown |   | Two or more races |   | White |    | Nonresident Alien |    | Total |     |       |  |
|----------------------------|-----------------|---|-------|---|------------------|---|-----------|----|-------------------|---|--------------|---|-------------------|---|-------|----|-------------------|----|-------|-----|-------|--|
|                            | F               | M | F     | M | F                | M | F         | M  | F                 | M | F            | M | F                 | M | F     | M  | F                 | M  | F     | M   | Total |  |
| <b>Undergraduate</b>       |                 |   |       |   |                  |   |           |    |                   |   |              |   |                   |   |       |    |                   |    |       |     |       |  |
| <b>Full-Time</b>           |                 |   |       |   |                  |   |           |    |                   |   |              |   |                   |   |       |    |                   |    |       |     |       |  |
| First-Time Freshmen        |                 |   |       |   |                  |   |           |    |                   |   |              |   |                   |   |       |    | 1                 | 1  | 1     | 1   | 2     |  |
| Other Freshmen             |                 |   |       |   |                  |   | 1         | 1  |                   |   | 1            | 2 | 1                 | 1 | 4     | 5  | 6                 | 16 | 13    | 25  | 38    |  |
| Sophomores                 |                 |   |       |   |                  |   |           |    |                   |   |              |   |                   |   | 1     | 1  | 10                | 11 | 11    | 12  | 23    |  |
| Juniors                    |                 |   |       |   |                  |   |           |    |                   |   |              |   |                   |   |       | 2  | 2                 | 1  | 2     | 3   | 5     |  |
| Seniors                    |                 |   |       |   |                  | 1 |           | 1  |                   |   |              |   |                   |   |       |    | 1                 |    | 1     | 2   | 3     |  |
| Special                    |                 |   |       |   |                  |   |           |    |                   |   |              |   | 1                 | 2 | 1     | 1  |                   |    | 3     | 2   | 5     |  |
| <b>Total Full-Time</b>     |                 |   |       |   |                  | 1 | 1         | 2  |                   |   | 1            | 2 | 1                 | 2 | 7     | 9  | 21                | 29 | 31    | 45  | 76    |  |
| <b>Part-Time</b>           |                 |   |       |   |                  |   |           |    |                   |   |              |   |                   |   |       |    |                   |    |       |     |       |  |
| First-Time Freshmen        |                 |   |       |   |                  |   |           |    |                   |   |              |   |                   |   |       |    | 1                 |    | 1     |     | 1     |  |
| Other Freshmen             |                 |   |       | 1 | 6                | 2 | 1         | 5  | 4                 |   | 3            | 2 | 2                 | 2 | 31    | 35 | 2                 | 1  | 46    | 51  | 97    |  |
| Sophomores                 |                 |   |       |   |                  |   |           |    | 1                 |   |              |   |                   |   | 3     | 3  | 1                 |    | 4     | 4   | 8     |  |
| Juniors                    |                 |   |       |   |                  | 1 |           | 1  |                   |   |              |   |                   |   | 4     | 7  |                   | 1  | 6     | 8   | 14    |  |
| Seniors                    |                 |   |       |   |                  |   | 1         | 1  |                   |   | 1            | 1 |                   |   |       | 3  |                   | 1  | 2     | 6   | 8     |  |
| Special                    |                 |   | 2     | 1 |                  | 1 | 2         | 3  |                   |   | 2            |   | 1                 |   | 25    | 32 |                   |    | 32    | 37  | 69    |  |
| <b>Total Part-Time</b>     |                 |   | 3     | 7 | 3                | 3 | 9         | 8  |                   |   | 6            | 3 | 3                 | 2 | 63    | 80 | 4                 | 3  | 91    | 106 | 197   |  |
| <b>Total Undergraduate</b> |                 |   | 3     | 7 | 3                | 4 | 10        | 10 |                   |   | 7            | 5 | 4                 | 4 | 70    | 89 | 25                | 32 | 122   | 151 | 273   |  |
| <b>Total All Students</b>  |                 |   | 3     | 7 | 3                | 4 | 10        | 10 |                   |   | 7            | 5 | 4                 | 4 | 70    | 89 | 25                | 32 | 122   | 151 | 273   |  |

**Figure 39: Non-Degree/Inter Campus Special Graduate Students Head Count: Fall 2004-2015**



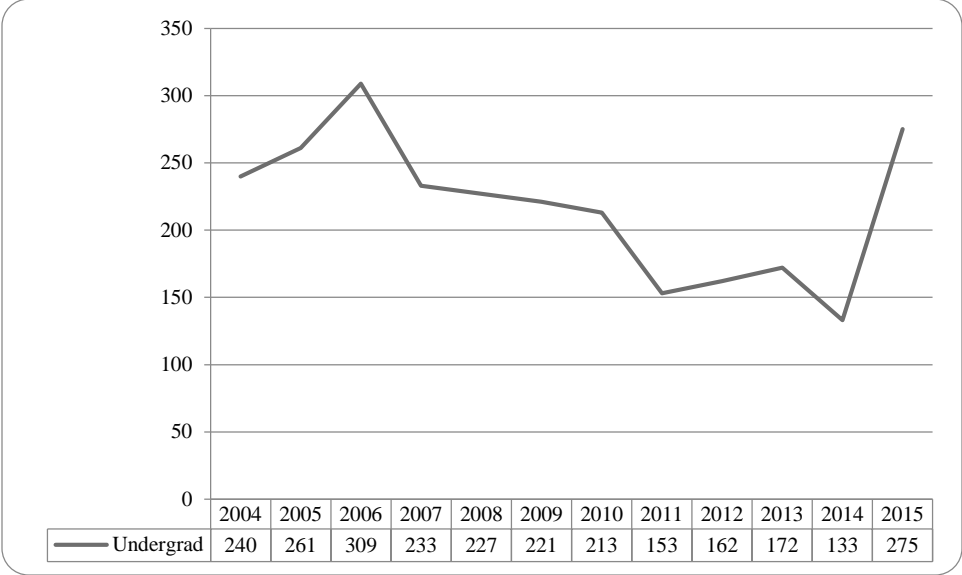
**Figure 40: Non-Degree/Intercampus Special Graduate Students Head Count by Ethnicity by Gender: Fall 2015**



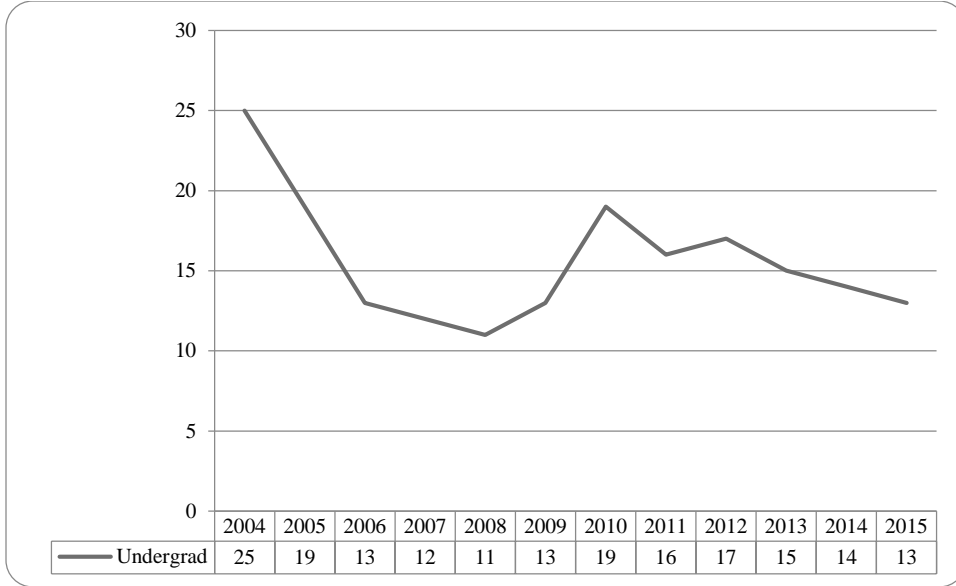
**Table 16: Non-Degree/Intercampus Head Count Summary for Special Graduate Students by Full and Part-Time by Gender and Race Classification: Fall 2015**

|                           | American Indian |   | Asian |   | African American |    | Hispanics |   | Nat Haw / Pac Isl |   | Race Unknown |   | Two or more races |   | White |     | Nonresident Alien |    | Total |     |       |  |
|---------------------------|-----------------|---|-------|---|------------------|----|-----------|---|-------------------|---|--------------|---|-------------------|---|-------|-----|-------------------|----|-------|-----|-------|--|
|                           | F               | M | F     | M | F                | M  | F         | M | F                 | M | F            | M | F                 | M | F     | M   | F                 | M  | F     | M   | Total |  |
| <b>Graduate</b>           |                 |   |       |   |                  |    |           |   |                   |   |              |   |                   |   |       |     |                   |    |       |     |       |  |
| <b>Full-Time</b>          |                 |   |       |   |                  |    |           |   |                   |   |              |   |                   |   |       |     |                   |    |       |     |       |  |
| Certificate               |                 |   |       |   |                  |    |           |   |                   |   |              |   |                   |   |       |     |                   |    |       |     |       |  |
| Masters                   |                 |   |       |   |                  |    |           |   |                   |   |              |   |                   |   |       |     |                   |    |       |     |       |  |
| Doctoral                  |                 |   |       |   |                  |    |           |   |                   |   |              |   |                   |   |       |     |                   |    |       |     |       |  |
| Special Graduate          | 1               |   |       | 1 |                  |    | 1         | 1 |                   |   | 1            | 1 | 1                 |   | 10    | 28  | 6                 | 27 | 20    | 58  | 78    |  |
| <b>Total Full-Time</b>    | 1               |   |       | 1 |                  |    | 1         | 1 |                   |   | 1            | 1 | 1                 |   | 10    | 28  | 6                 | 27 | 20    | 58  | 78    |  |
| <b>Part-Time</b>          |                 |   |       |   |                  |    |           |   |                   |   |              |   |                   |   |       |     |                   |    |       |     |       |  |
| Certificate               |                 |   |       |   |                  |    |           |   |                   |   |              |   |                   |   |       |     |                   |    |       |     |       |  |
| Masters                   |                 |   |       |   |                  |    |           |   |                   |   |              |   |                   |   |       |     |                   |    |       |     |       |  |
| Doctoral                  |                 |   |       |   |                  |    |           |   |                   |   |              |   |                   |   |       |     |                   |    |       |     |       |  |
| Special Graduate          |                 |   | 3     | 6 | 9                | 11 | 7         | 3 | 1                 |   | 5            | 4 | 3                 | 2 | 118   | 73  | 5                 | 7  | 151   | 106 | 257   |  |
| <b>Total Part-Time</b>    |                 |   | 3     | 6 | 9                | 11 | 7         | 3 | 1                 |   | 5            | 4 | 3                 | 2 | 118   | 73  | 5                 | 7  | 151   | 106 | 257   |  |
| <b>Total Graduate</b>     | 1               |   | 3     | 7 | 9                | 11 | 8         | 4 | 1                 |   | 6            | 5 | 4                 | 2 | 128   | 101 | 11                | 34 | 171   | 164 | 335   |  |
| <b>Total All Students</b> | 1               |   | 3     | 7 | 9                | 11 | 8         | 4 | 1                 |   | 6            | 5 | 4                 | 2 | 128   | 101 | 11                | 34 | 171   | 164 | 335   |  |

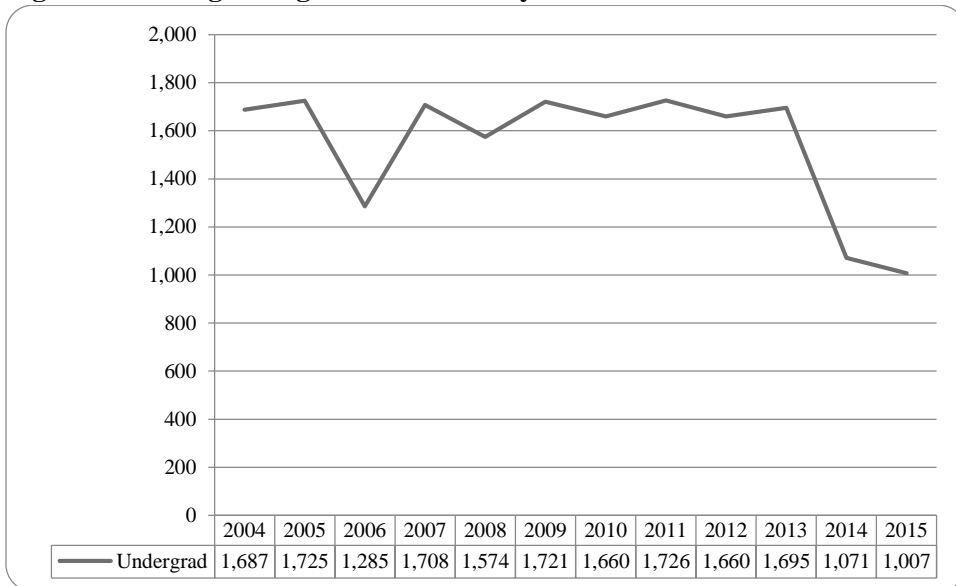
**Figure 41: Other Honors Student Credit Hours by Level of Instruction: Fall 2004-2015**



**Figure 42: College of Agriculture Delivery-Site Head Count: Fall 2004-2015**

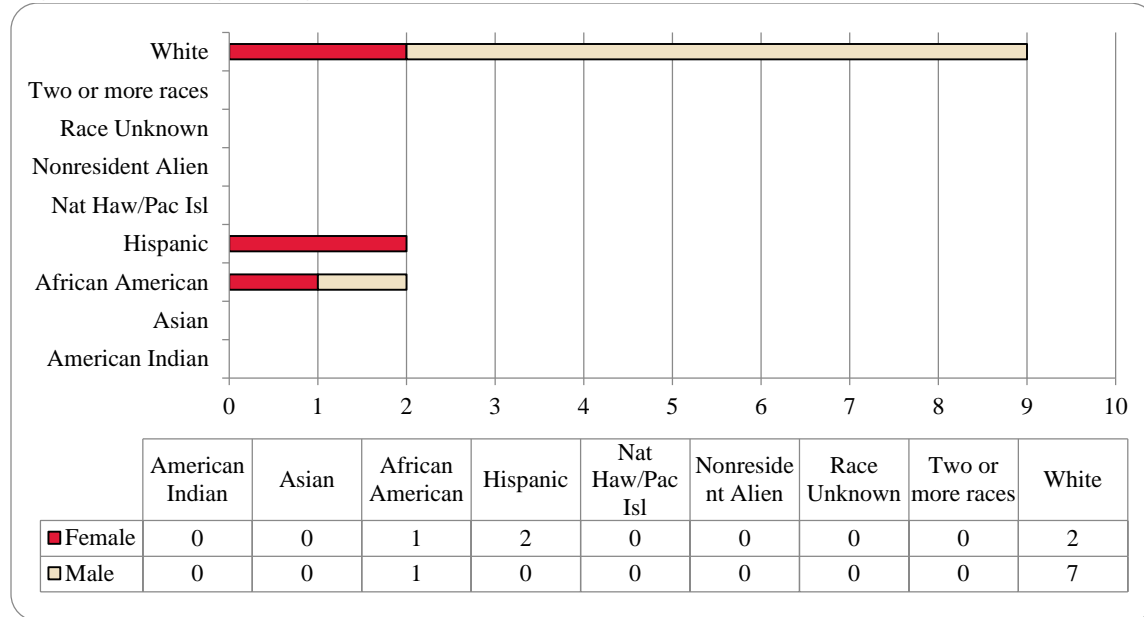


**Figure 43: College of Agriculture Delivery-Site Student Credit Hours: Fall 2003-2014**





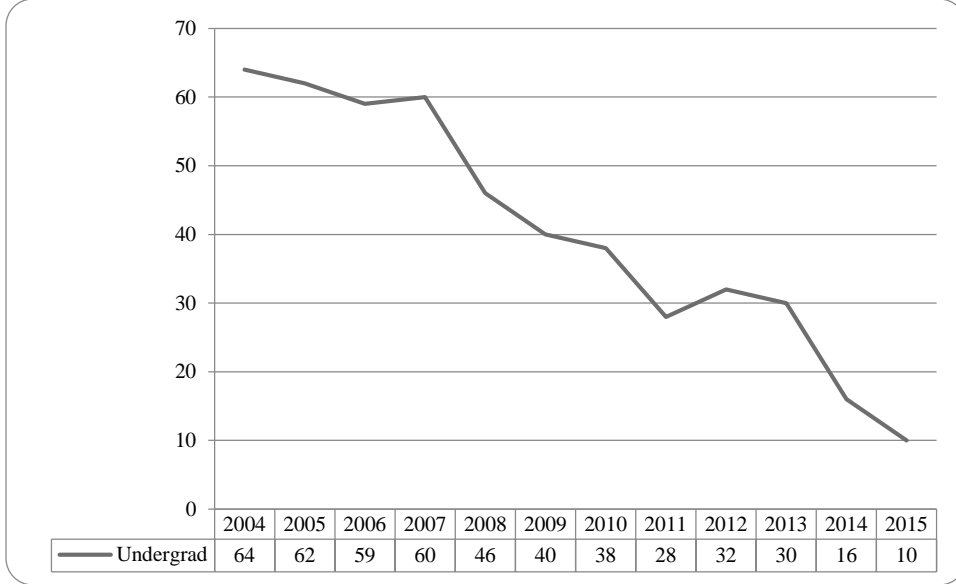
**Figure 44: College of Agriculture Delivery-Site Head Count by Ethnicity by Gender: Fall 2015**



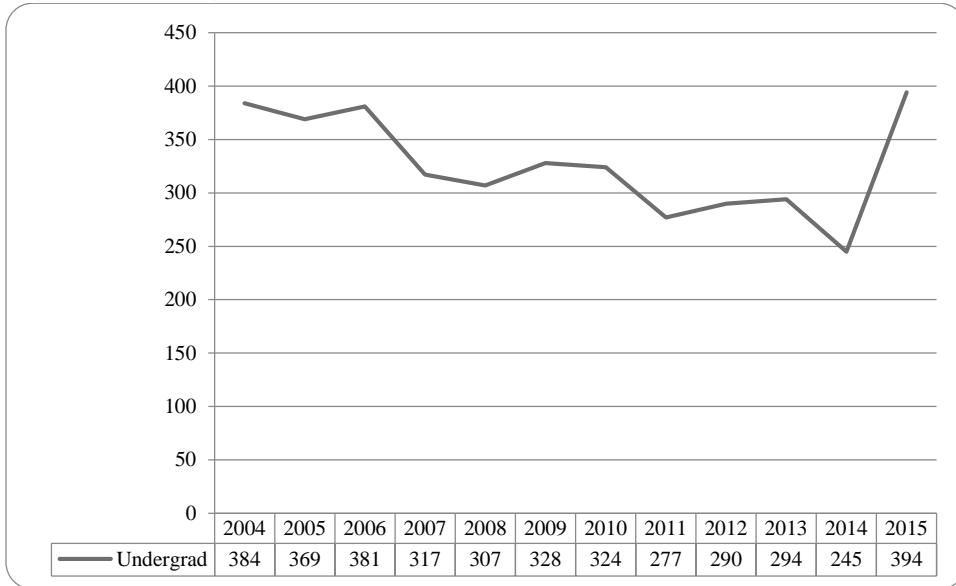
**Table 17: College of Agriculture Head Count Summary for Undergraduate Students by Full and Part-Time by Gender and Race Classification: Fall 2015**

|                            | American Indian |   | Asian |   | African American |   | Hispanics |   | Nat Haw / Pac Isl |   | Race Unknown |   | Two or more races |   | White |   | Nonresident Alien |   | Total |   |       |  |
|----------------------------|-----------------|---|-------|---|------------------|---|-----------|---|-------------------|---|--------------|---|-------------------|---|-------|---|-------------------|---|-------|---|-------|--|
|                            | F               | M | F     | M | F                | M | F         | M | F                 | M | F            | M | F                 | M | F     | M | F                 | M | F     | M | Total |  |
| <b>Undergraduate</b>       |                 |   |       |   |                  |   |           |   |                   |   |              |   |                   |   |       |   |                   |   |       |   |       |  |
| <b>Full-Time</b>           |                 |   |       |   |                  |   |           |   |                   |   |              |   |                   |   |       |   |                   |   |       |   |       |  |
| First-Time Freshmen        |                 |   |       |   | 1                | 1 |           |   |                   |   |              |   |                   | 2 | 1     |   |                   |   | 3     | 2 | 5     |  |
| Other Freshmen             |                 |   |       |   |                  |   |           |   |                   |   |              |   |                   |   | 2     |   |                   |   |       | 2 | 2     |  |
| Sophomores                 |                 |   |       |   |                  |   |           |   |                   |   |              |   |                   |   | 2     |   |                   |   |       | 2 | 2     |  |
| Juniors                    |                 |   |       |   |                  |   |           |   |                   |   |              |   |                   |   |       |   |                   |   |       |   |       |  |
| Seniors                    |                 |   |       |   |                  |   |           |   |                   |   |              |   |                   |   |       |   |                   |   |       |   |       |  |
| Special                    |                 |   |       |   |                  |   |           |   |                   |   |              |   |                   |   |       |   |                   |   |       |   |       |  |
| <b>Total Full-Time</b>     |                 |   |       |   | 1                | 1 |           |   |                   |   |              |   |                   | 2 | 5     |   |                   |   | 3     | 6 | 9     |  |
| <b>Part-Time</b>           |                 |   |       |   |                  |   |           |   |                   |   |              |   |                   |   |       |   |                   |   |       |   |       |  |
| First-Time Freshmen        |                 |   |       |   |                  |   | 1         |   |                   |   |              |   |                   |   | 1     |   |                   |   | 1     | 1 | 2     |  |
| Other Freshmen             |                 |   |       |   |                  |   |           |   |                   |   |              |   |                   |   |       |   |                   |   |       |   |       |  |
| Sophomores                 |                 |   |       |   |                  |   |           |   |                   |   |              |   |                   |   | 1     |   |                   |   |       | 1 | 1     |  |
| Juniors                    |                 |   |       |   |                  |   | 1         |   |                   |   |              |   |                   |   |       |   |                   |   | 1     |   | 1     |  |
| Seniors                    |                 |   |       |   |                  |   |           |   |                   |   |              |   |                   |   |       |   |                   |   |       |   |       |  |
| Special                    |                 |   |       |   |                  |   |           |   |                   |   |              |   |                   |   |       |   |                   |   |       |   |       |  |
| <b>Total Part-Time</b>     |                 |   |       |   |                  |   | 2         |   |                   |   |              |   |                   |   | 2     |   |                   |   | 2     | 2 | 4     |  |
| <b>Total Undergraduate</b> |                 |   |       |   | 1                | 1 | 2         |   |                   |   |              |   |                   | 2 | 7     |   |                   |   | 5     | 8 | 13    |  |
| <b>Total All Students</b>  |                 |   |       |   | 1                | 1 | 2         |   |                   |   |              |   |                   | 2 | 7     |   |                   |   | 5     | 8 | 13    |  |

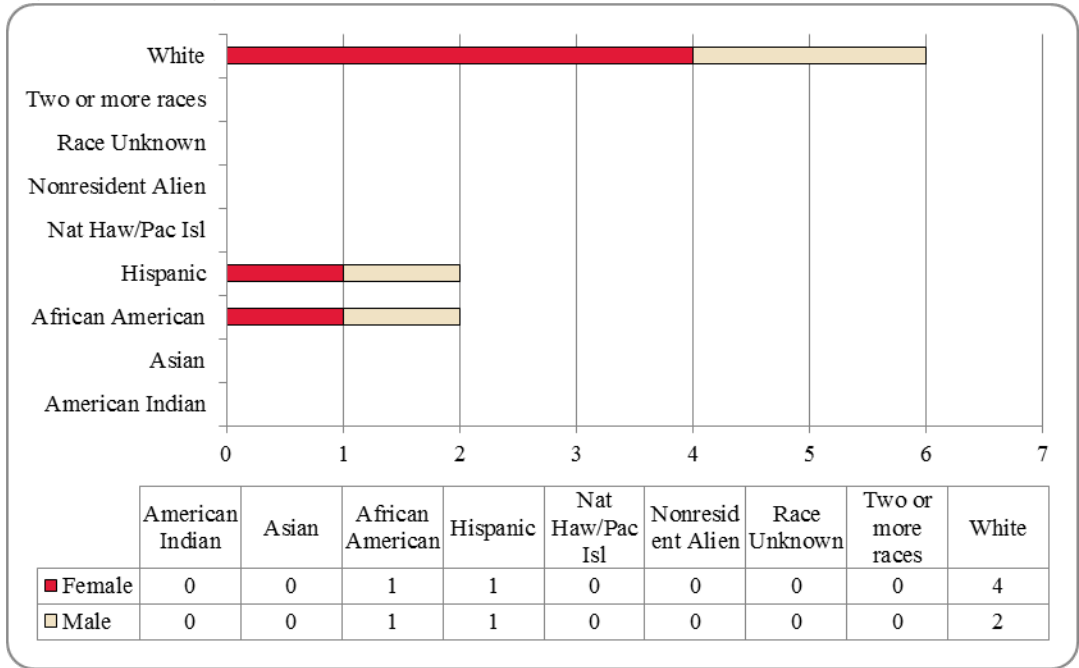
**Figure 45: College of Architecture Delivery-Site Head Count: Fall 2004-2015**



**Figure 46: College of Architecture Delivery-Site Student Credit Hours: Fall 2004-2015**



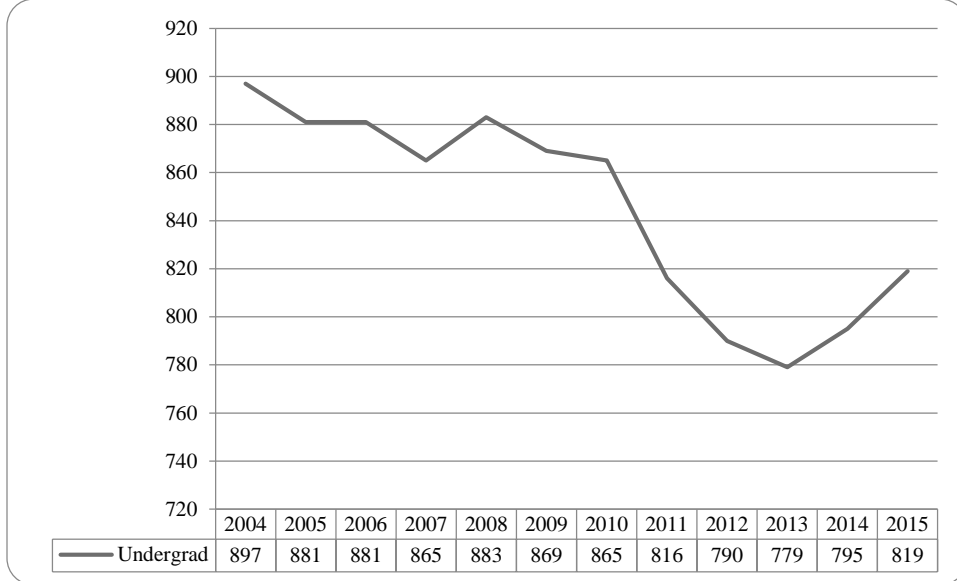
**Figure 47: College of Architecture Delivery-Site Head Count by Ethnicity by Gender: Fall 2015**



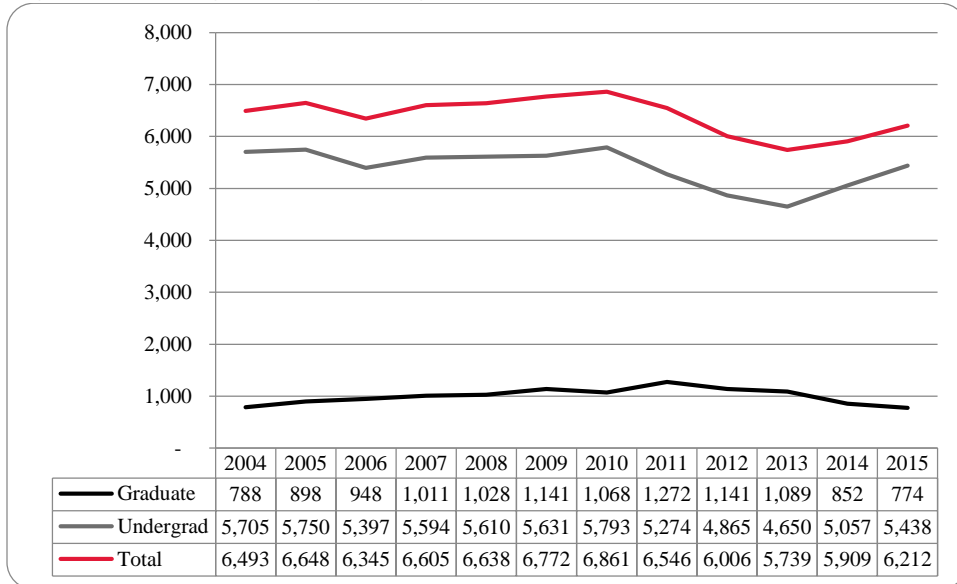
**Table 18: College of Architecture Head Count Summary for Undergraduate Students by Full and Part-Time by Gender and Race Classification: Fall 2015**

|                            | American Indian |   | Asian |   | African American |   | Hispanics |   | Nat Haw / Pac Isl |   | Race Unknown |   | Two or more races |   | White |   | Nonresident Alien |   | Total |   |       |   |    |
|----------------------------|-----------------|---|-------|---|------------------|---|-----------|---|-------------------|---|--------------|---|-------------------|---|-------|---|-------------------|---|-------|---|-------|---|----|
|                            | F               | M | F     | M | F                | M | F         | M | F                 | M | F            | M | F                 | M | F     | M | F                 | M | F     | M | Total |   |    |
| <b>Undergraduate</b>       |                 |   |       |   |                  |   |           |   |                   |   |              |   |                   |   |       |   |                   |   |       |   |       |   |    |
| <b>Full-Time</b>           |                 |   |       |   |                  |   |           |   |                   |   |              |   |                   |   |       |   |                   |   |       |   |       |   |    |
| First-Time Freshmen        |                 |   |       |   |                  | 1 |           | 1 |                   |   |              |   |                   |   | 2     |   |                   |   |       |   | 4     | 4 |    |
| Other Freshmen             |                 |   |       |   |                  |   |           |   |                   |   |              |   |                   |   | 1     |   |                   |   |       |   | 1     | 1 |    |
| Sophomores                 |                 |   |       |   | 1                |   | 1         |   |                   |   |              |   |                   |   | 2     |   |                   |   |       |   | 4     | 4 |    |
| Juniors                    |                 |   |       |   |                  |   |           |   |                   |   |              |   |                   |   |       |   |                   |   |       |   |       |   |    |
| Seniors                    |                 |   |       |   |                  |   |           |   |                   |   |              |   |                   |   |       |   |                   |   |       |   |       |   |    |
| Special                    |                 |   |       |   |                  |   |           |   |                   |   |              |   |                   |   |       |   |                   |   |       |   |       |   |    |
| <b>Total Full-Time</b>     |                 |   |       |   | 1                | 1 | 1         | 1 |                   |   |              |   |                   |   | 3     | 2 |                   |   |       |   | 5     | 4 | 9  |
| <b>Part-Time</b>           |                 |   |       |   |                  |   |           |   |                   |   |              |   |                   |   |       |   |                   |   |       |   |       |   |    |
| First-Time Freshmen        |                 |   |       |   |                  |   |           |   |                   |   |              |   |                   |   |       |   |                   |   |       |   |       |   |    |
| Other Freshmen             |                 |   |       |   |                  |   |           |   |                   |   |              |   |                   |   |       |   |                   |   |       |   |       |   |    |
| Sophomores                 |                 |   |       |   |                  |   |           |   |                   |   |              |   |                   |   |       |   |                   |   |       |   |       |   |    |
| Juniors                    |                 |   |       |   |                  |   |           |   |                   |   |              |   |                   |   |       |   |                   |   |       |   |       |   |    |
| Seniors                    |                 |   |       |   |                  |   |           |   |                   |   |              |   |                   |   |       |   |                   |   |       |   |       |   |    |
| Special                    |                 |   |       |   |                  |   |           |   |                   |   |              |   |                   |   | 1     |   |                   |   |       |   | 1     | 1 |    |
| <b>Total Part-Time</b>     |                 |   |       |   |                  |   |           |   |                   |   |              |   |                   |   | 1     |   |                   |   |       |   | 1     | 1 |    |
| <b>Total Undergraduate</b> |                 |   |       |   | 1                | 1 | 1         | 1 |                   |   |              |   |                   |   | 4     | 2 |                   |   |       |   | 6     | 4 | 10 |
| <b>Total All Students</b>  |                 |   |       |   | 1                | 1 | 1         | 1 |                   |   |              |   |                   |   | 4     | 2 |                   |   |       |   | 6     | 4 | 10 |

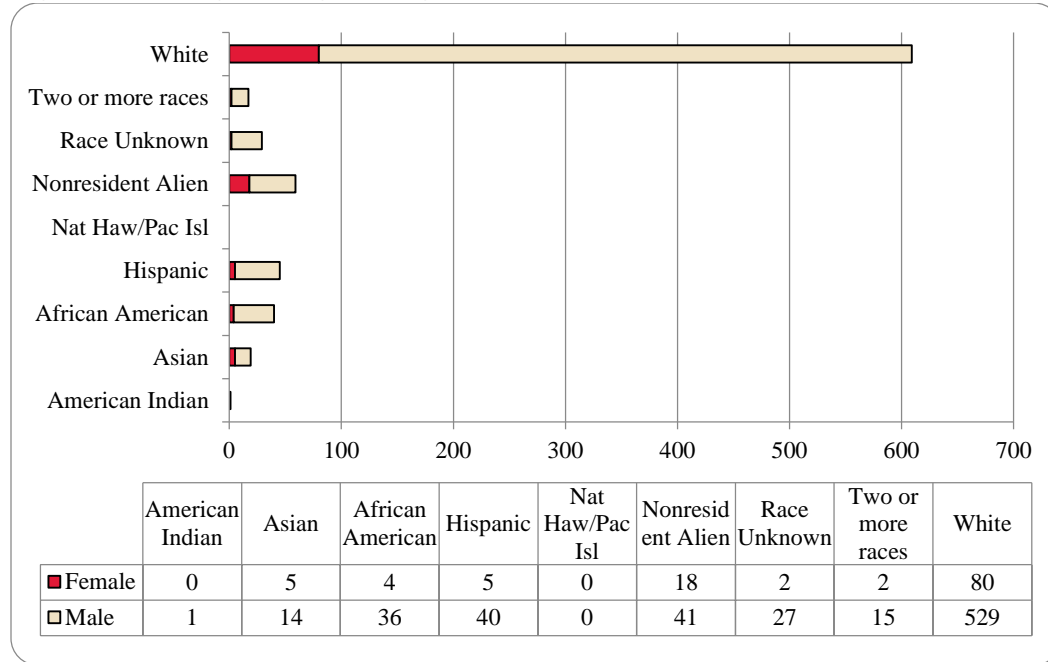
**Figure 48: College of Engineering Delivery-Site Head Count: Fall 2004-2015**



**Figure 49: College of Engineering Delivery-Site Student Credit Hours: Fall 2004-2015**



**Figure 50: College of Engineering Delivery-Site Head Count by Ethnicity by Gender: Fall 2014**

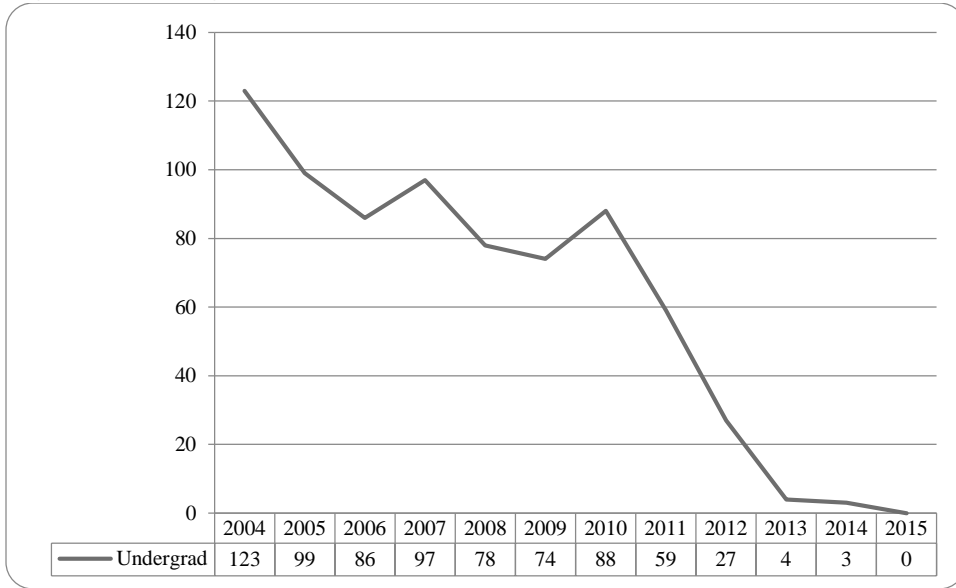


**Table 19: College of Engineering Head Count Summary for Undergraduate Students by Full and Part-Time by Gender and Race Classification: Fall 2015**

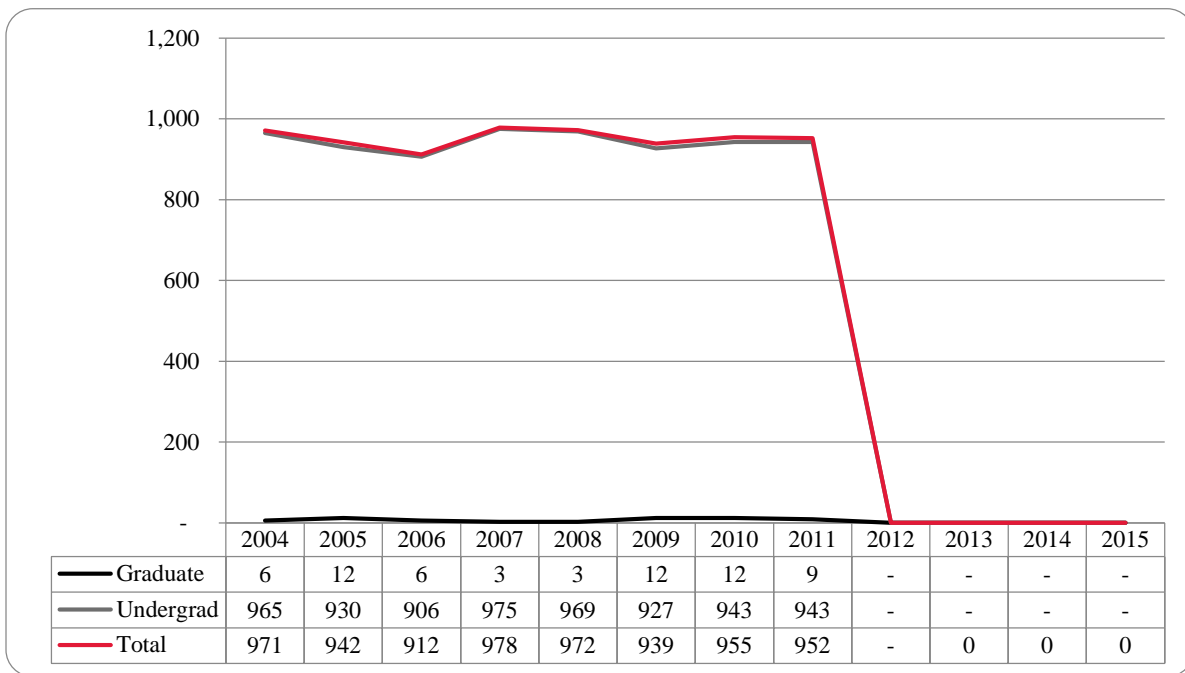
|                            | American Indian |   | Asian |    | African American |    | Hispanics |    | Nat Haw / Pac Isl |   | Race Unknown |    | Two or more races |    | White |     | Nonresident Alien |    | Total |     |       |  |
|----------------------------|-----------------|---|-------|----|------------------|----|-----------|----|-------------------|---|--------------|----|-------------------|----|-------|-----|-------------------|----|-------|-----|-------|--|
|                            | F               | M | F     | M  | F                | M  | F         | M  | F                 | M | F            | M  | F                 | M  | F     | M   | F                 | M  | F     | M   | Total |  |
| <b>Undergraduate</b>       |                 |   |       |    |                  |    |           |    |                   |   |              |    |                   |    |       |     |                   |    |       |     |       |  |
| <b>Full-Time</b>           |                 |   |       |    |                  |    |           |    |                   |   |              |    |                   |    |       |     |                   |    |       |     |       |  |
| First-Time Freshmen        |                 | 1 | 2     | 4  |                  |    | 2         | 7  |                   |   |              | 6  |                   | 1  | 18    | 115 | 3                 | 7  | 25    | 141 | 166   |  |
| Other Freshmen             |                 |   |       |    |                  |    |           |    |                   |   |              |    |                   |    | 2     | 15  | 4                 | 4  | 6     | 19  | 25    |  |
| Sophomores                 |                 |   |       | 2  | 1                | 3  | 1         | 12 |                   |   |              | 3  | 1                 | 5  | 14    | 99  | 4                 | 6  | 21    | 130 | 151   |  |
| Juniors                    |                 |   | 1     | 2  |                  | 6  |           | 5  |                   |   | 1            | 4  | 1                 | 5  | 16    | 103 | 5                 | 11 | 24    | 136 | 160   |  |
| Seniors                    |                 |   | 2     | 3  | 1                | 7  |           | 6  |                   |   |              | 10 |                   | 3  | 20    | 132 | 1                 | 8  | 24    | 169 | 193   |  |
| Special                    |                 |   |       |    |                  |    |           | 1  |                   |   |              | 1  |                   |    | 1     | 1   |                   | 1  | 1     | 4   | 5     |  |
| <b>Total Full-Time</b>     |                 | 1 | 5     | 11 | 2                | 16 | 3         | 31 |                   |   | 1            | 24 | 2                 | 14 | 71    | 465 | 17                | 37 | 101   | 599 | 700   |  |
| <b>Part-Time</b>           |                 |   |       |    |                  |    |           |    |                   |   |              |    |                   |    |       |     |                   |    |       |     |       |  |
| First-Time Freshmen        |                 |   |       |    |                  |    |           |    |                   |   |              |    |                   |    |       |     |                   |    |       |     |       |  |
| Other Freshmen             |                 |   |       |    |                  |    | 1         |    |                   |   |              |    |                   |    | 1     | 6   |                   |    | 1     | 7   | 8     |  |
| Sophomores                 |                 |   |       |    |                  |    | 2         | 1  | 2                 |   |              |    |                   | 1  | 4     | 9   |                   |    | 5     | 14  | 19    |  |
| Juniors                    |                 |   |       | 1  | 1                | 7  |           | 3  |                   |   |              | 1  |                   |    | 3     | 16  | 1                 |    | 5     | 28  | 33    |  |
| Seniors                    |                 |   |       | 1  | 1                | 9  | 1         | 4  |                   |   | 1            | 1  |                   |    | 1     | 26  |                   | 4  | 4     | 45  | 49    |  |
| Special                    |                 |   |       | 1  |                  | 1  |           |    |                   |   |              | 1  |                   |    |       | 7   |                   |    |       | 10  | 10    |  |
| <b>Total Part-Time</b>     |                 |   |       | 3  | 2                | 20 | 2         | 9  |                   |   | 1            | 3  |                   | 1  | 9     | 64  | 1                 | 4  | 15    | 104 | 119   |  |
| <b>Total Undergraduate</b> |                 | 1 | 5     | 14 | 4                | 36 | 5         | 40 |                   |   | 2            | 27 | 2                 | 15 | 80    | 529 | 18                | 41 | 116   | 703 | 819   |  |
| <b>Total</b>               |                 | 1 | 5     | 14 | 4                | 36 | 5         | 40 |                   |   | 2            | 27 | 2                 | 15 | 80    | 529 | 18                | 41 | 116   | 703 | 819   |  |



**Figure 51: College of Education and Human Sciences Delivery-Site Head Count: Fall 2004-2015**



**Figure 52: College of Education and Human Sciences Delivery-Site Student Credit Hours: Fall 2004-2015**



## Glossary

The total head count and student credit hours in this enrollment report are provided on both a delivery-site and administrative-site basis. Delivery-site includes enrollment in all courses taught at UNO regardless of “home” campus. This means that student credit hours are reported for courses in the colleges. Student enrollment is counted in the college declared by the student. Specifically, the delivery-site enrollment numbers include students in degree programs in the UNL Colleges of Agriculture, Architecture, Engineering and Technology, and Education and Human Science.

**FIRST-TIME, Entering (freshmen) Student:** Students attending any institution for the first time at the undergraduate level. For students entering the fall term, this includes students enrolled in the fall term who attended college for the first time in the prior summer term. Also included are students who entered with advanced standing, i.e. college credits earned before graduation from high school.

**OTHER FRESHMEN:** At the beginning of the current semester, undergraduate students who (1) are not First-Time Freshmen and (2) have less than 27 semester hours earned from all institutions of higher education attended.

**SOPHOMORES:** At the beginning of the current semester, undergraduate students who have at least 27, but not more than 57, semester hours earned from all institutions of higher education attended.

**JUNIORS:** At the beginning of the current semester, undergraduate students who have at least 58, but not more than 90, semester hours earned from all institutions of higher education attended.

**SENIORS:** At the beginning of the current semester, undergraduate students who have at least 91 semester hours earned from all institutions of higher education attended.

**NON-DEGREE/INTER-CAMPUS/SPECIAL UNDERGRADUATES:** Special undergraduates not pursuing a degree at UNO in various programs: Inter-Campus UNMC, UNK, UNL, and Non-Degree.

**NON-DEGREE/INTER-CAMPUS/SPECIAL GRADUATE STUDENTS:** Special graduate students not pursuing a degree at UNO in various programs: Engineering Transfer Program, Inter-Campus UNMC, UNK, UNL, Inter-Campus UNL Graduate Psychology and Non-Degree.

**MASTERS/SPECIALIST:** Graduate students pursuing a degree less than doctoral.

**CERTIFICATE:** These students are not enrolled in a degree program, but only a certificate.

**DOCTORAL:** Graduate students who have been accepted into a doctoral program.

**FULL-TIME:** In the current semester, undergraduate students enrolled for 12 or more semester hours, or graduate students enrolled for 9 or more semester hours.

**PART-TIME:** In the current semester, undergraduate students enrolled for less than 12 semester hours, or graduate students enrolled for less than 9 semester hours.

**COOPERATIVE GRADUATE PROGRAM:** Graduate students enrolled in Human Resources and Training or Global Information Operations offered cooperatively by two or more colleges.



**OFFICE OF INSTITUTIONAL EFFECTIVENESS**

[www.unomaha.edu/oie/](http://www.unomaha.edu/oie/)

402-554-2367 | 402-554-4896 (Fax)

**Russell Smith, Director**

**Jenny Liu, Director Institutional Research**

**Daniel O'Dell, Applications Administrator**

**Andrew Jacobsen, Business Analyst**

**Rita Sterkel, Management Information Coordinator**

**Jeanie Gutheil-Bykerk, Research Analyst**