

2-13-2023

Song Tutorial: In The Springtime, arr. Betty Jackson King

Matthan Mrkvicka

University of Nebraska at Omaha, matthanmrkvicka@unomaha.edu

Follow this and additional works at: <https://digitalcommons.unomaha.edu/slcedt>

 Part of the [Service Learning Commons](#)

Please take our feedback survey at: https://unomaha.az1.qualtrics.com/jfe/form/SV_8cchtFmpDyGfBLE

Recommended Citation

Mrkvicka, Matthan, "Song Tutorial: In The Springtime, arr. Betty Jackson King" (2023). *Thesis, Dissertations, Student Creative Activity, and Scholarship*. 74.
<https://digitalcommons.unomaha.edu/slcedt/74>

This Presentation is brought to you for free and open access by the Barbara A. Holland Collection for Service Learning and Community Engagement (SLCE) at DigitalCommons@UNO. It has been accepted for inclusion in Thesis, Dissertations, Student Creative Activity, and Scholarship by an authorized administrator of DigitalCommons@UNO. For more information, please contact unodigitalcommons@unomaha.edu.

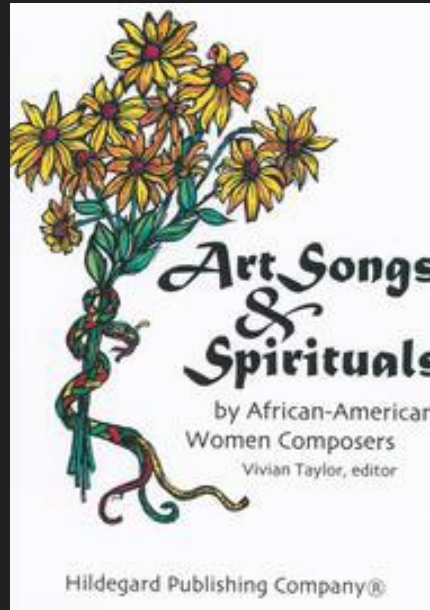
Song Tutorial:

In The Springtime, Betty Jackson King

Tutorial created by Matthan Mrkvicka

LINK TO MUSICAL SCORE

Please download the pdf score from: The score is available for purchase as a part of the collection [*Art Songs & Spirituals by African-American Women Composers*](#)



Who was Betty Jackson King

Betty Jackson King (1928-1994) was renowned as a composer, arrange, clinician, and church musician. King pursued careers in composing and teaching and served as a choral conductor-clinician and lecturer in churches and universities. Betty's arrangements of "Calvary, It's me, O Lord," and the "Art Song" or "Springtime" were recorded in 1994 by Videmus™ on Watch and Pray, Spirituals and Art Songs, by African-American Women Composers, released by Koch™ International Classics.

Some resources:

[The African American Art Song Alliance](#)

[BettyJacksonKing.com](#)

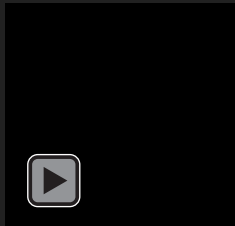
Betty Jackson King also composed music for choirs! Some of her works are featured in the link below.

[Beyond Elijah Rock: The Non-Idiomatic Choral Music of Black Composers](#)

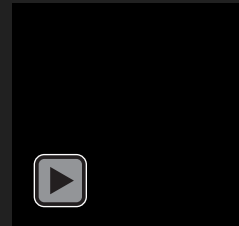
STEP 1: Reading, listening, and speaking to the text in rhythm

Utilizing your score, follow along with the following audio files, my metronome is set to 90bpm:

Track with metronome



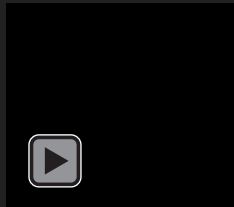
Track without metronome




STEP 2: Learning the Melody line

Use the following recordings to assist in learning the melody. You may try to learn the melody on a neutral syllable (dee, dah, etc), or you may find for your learning style that is easier to try and sing the text as you learn the pitches and rhythms of the melody.

Track with metronome



Track without metronome



Step 3: Putting rhythm, melody, and text together

Use the previous tracks to sing rhythm, melody, and text together.

Step 4: Singing with the piano line

Template to use:

This recording includes both the vocal track and the piano track. You are able to hear the melody track while you sing with the piano accompaniment.



The image displays a musical score for two systems. The first system (measures 29-33) and the second system (measures 34-38) each feature a vocal line (Mrs.) and a piano accompaniment (Pno.). The piano part in the second system is highlighted with a blue vertical bar. The score is in a key with three sharps (F#, C#, G#) and a common time signature. The piano accompaniment consists of a steady eighth-note bass line and a more complex treble line with chords and arpeggios. The vocal line is mostly rests, indicating the singer is following the piano melody.

Step 5: Singing with the piano line only

This recording takes away the vocal line melody. This step will challenge your melodic independence.

The image displays a musical score for piano accompaniment, consisting of three systems of staves. Each system is labeled 'Pno.' on the left. The first system covers measures 29 to 33, the second system covers measures 34 to 38, and the third system covers measures 39 to 45. The music is written in a key signature of two sharps (F# and C#) and a 4/4 time signature. The score features a mix of chords and melodic lines in both the treble and bass clefs. A watermark 'www.BANDICAM.com' is visible at the top of the first system. A blue vertical highlight is present in the third system, covering measures 40 and 41.

Step 6: Practice and then record/submit your audition

Practice with these tracks until you are secure in your learning and memory.

