

11-2022

Anatomy of a Creative Commons License

Jennie Tobler-Gaston

University of Nebraska at Omaha, jennietoblergaston@gmail.com

Follow this and additional works at: <https://digitalcommons.unomaha.edu/crisslibfacproc>

 Part of the [Library and Information Science Commons](#)

Please take our feedback survey at: https://unomaha.az1.qualtrics.com/jfe/form/SV_8cchtFmpDyGfBLE

Recommended Citation

Tobler-Gaston, Jennie, "Anatomy of a Creative Commons License" (2022). *Criss Library Faculty Proceedings & Presentations*. 135.

<https://digitalcommons.unomaha.edu/crisslibfacproc/135>

This Program/Brochure is brought to you for free and open access by the Dr. C.C. and Mabel L. Criss Library at DigitalCommons@UNO. It has been accepted for inclusion in Criss Library Faculty Proceedings & Presentations by an authorized administrator of DigitalCommons@UNO. For more information, please contact unodigitalcommons@unomaha.edu.

Anatomy of a Creative Commons Licence

Things to know



Creative Commons (CC) Licenses

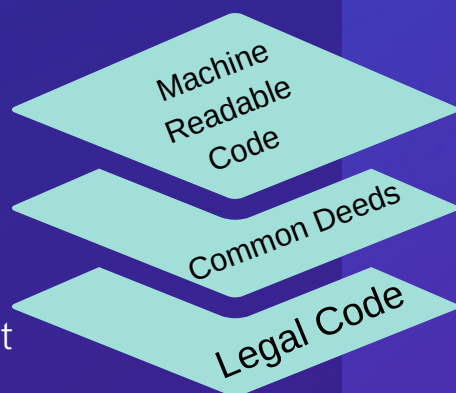
CC licenses are copyright licenses that grant to the public up-front permissions. They are legally enforceable licenses recognized around the world. The CC licenses take a some rights reserved approach as opposed to the all rights reserved under copyright alone.

3 Layer Design

Base layer - Legal Code - contains all the legal terms and conditions of the licenses

Middle layer - Common Deeds - the average human readable code that summarizes the legal code so most people can understand the licenses.

Top Layer - Machine Readable Code - metadata about the license written in CC Rights Expression Language (CC REL) that can be read by software so that technology can understand which license is connected.



The BY Element - Attribution



All Creative Commons licenses start with the attribution element. This element is the condition that credit is given to the creator. It is illustrated with a human figure or BY.

The SA Element - ShareAlike

This element means that adaptations based on the original licensed work must be shared under the same type of license. Two of the CC licenses use this condition. It is illustrated by a circular reverse arrow or SA.



The NC Element - NonCommercial



This means that the work can only be used for non-commercial purposes (can't make money from the use). Three licenses use this condition. It is illustrated by a slash over the currency sign like the US dollar - the currency sign may differ - or NC.

The ND Element - NoDerivatives

This means that users cannot make adaptations of the work. There are two licenses that use this condition. It is illustrated by the equals sign or ND.



Exceptions and Limitations



If it is something copyright doesn't regulate - like reading/watching/listening - then Creative Commons licenses also don't regulate it. CC licenses last only as long as copyright lasts - when copyright expires the licenses expire. Any limits or exceptions to copyright - such as fair use - are also applied to the CC licenses. The license is only granted if the user follows all the terms of the license. Users have 30 days from when they found out they were not in compliance with the license to correct the issue and have the license reinstated.

Sources:

"3.1 Licenses Design and Terminology" [Anatomy of a CC License](#) by Creative Commons. CC BY 4.0.

"3.2 License Scope" [Anatomy of a CC License](#) by Creative Commons. CC BY 4.0.

"3.3 License Types" [Anatomy of a CC License](#) by Creative Commons. CC BY 4.0.

"3.4 License Enforceability" [Anatomy of a CC License](#) by Creative Commons. CC BY 4.0.

Anatomy of a Creative Commons License

The Licenses and Tools




CC BY - Attribution License

This license is the most permissible of all the licenses. It allows a user to remix/adapt for any purpose, including commercially, as long as they credit the creator.

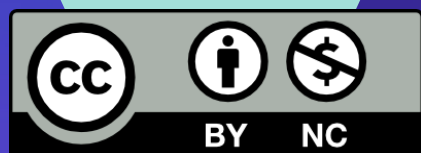
CC BY SA - Attribution ShareAlike License

This license allows the user to remix/adapt the work for any purpose including commercially as long as the user gives credit to the creator AND licenses the work under a compatible license.



CC BY NC - Attribution NonCommercial License

This license allows users to remix/adapt the work as long as the creator is credited AND it is not used for commercial purposes.



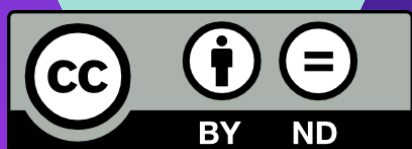
CC BY NC SA - Attribution NonCommercial ShareAlike License

This license allows creators to remix/adapt the work as long as the creator is credited, it is not used for commercial purposes, AND it is shared under a compatible license.



CC ND - Attribution NoDerivatives License

This license allows others to use the work for any purpose, including commercially, but users cannot make public remixes/adaptations to the original work AND they must give credit to the creator.



CC BY NC ND - Attribution NonCommercial NoDerivatives License

This is the most restrictive of the CC licenses. It allows for users to use the work unadapted, for non-commercial purposes, AND as long as they give credit to the creator.



CC0 - Creative Commons Zero Tool

Unlike the licenses above this is not license but a tool that allows a creator to dedicate their work to the public domain. This is when someone wants to take a no rights reserved approach to their work. This is symbolized by a zero. This also has the 3-layers (legal, common deed, metadata) and in case the creator is in a country that doesn't allow them to place work in the Public Domain includes a "fall back" that allows anyone to use the work unconditionally.



Public Domain Mark

This is also not like the CC licenses since it is not license but a tool that allows a user to indicate something is already in the public domain. Public domain works no longer have copyrights but may still have moral rights. This has no legal effect when applied to work, since it is only a label to inform others of the work's public domain status.



This infographic is for informational purposes only and is not legal advice.

