

2017

## Profile of Nebraskans with an Associate Degree as their Highest Level of Education

Center for Public Affairs Research (CPAR)  
*University of Nebraska at Omaha*

Follow this and additional works at: <https://digitalcommons.unomaha.edu/cparpublications>

 Part of the [Public Affairs Commons](#)

Please take our feedback survey at: [https://unomaha.az1.qualtrics.com/jfe/form/SV\\_8cchtFmpDyGfBLE](https://unomaha.az1.qualtrics.com/jfe/form/SV_8cchtFmpDyGfBLE)

---

### Recommended Citation

(CPAR), Center for Public Affairs Research, "Profile of Nebraskans with an Associate Degree as their Highest Level of Education" (2017). *Publications since 2000*. 418.  
<https://digitalcommons.unomaha.edu/cparpublications/418>

This Article is brought to you for free and open access by the Center for Public Affairs Research at DigitalCommons@UNO. It has been accepted for inclusion in Publications since 2000 by an authorized administrator of DigitalCommons@UNO. For more information, please contact [unodigitalcommons@unomaha.edu](mailto:unodigitalcommons@unomaha.edu).

# PROFILE OF NEBRASKANS WITH AN ASSOCIATE DEGREE

AS THEIR HIGHEST LEVEL OF EDUCATION



## Distribution of age 20+ population with an associate degree by race, ethnicity, and gender



**Female**

52.2%



**Male**

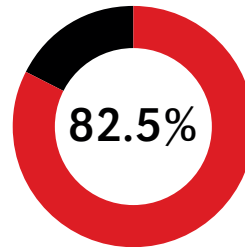
47.8%

**109,827**

IN  
LABOR FORCE

**2.2%**

UNEMPLOYMENT  
RATE



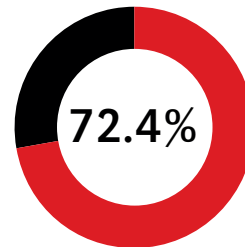
LABOR FORCE  
PARTICIPATION  
RATE

**7.3%**


POVERTY  
RATE

**\$40,894**

MEDIAN EARNINGS OF  
FULL-TIME WORKERS



IN OWNER-  
OCCUPIED  
HOUSEHOLDS



**3.4%**

FOREIGN  
BORN



**10%**

ENROLLED  
IN SCHOOL



**42%**

WITH CHILDREN  
UNDER 18

## Industry employment of those with an associate degree as highest education Persons age 20+

EDUCATION / HEALTH CARE / SOCIAL ASSISTANCE	26.0%	27,695
RETAIL TRADE	10.0%	10,702
MANUFACTURING	9.4%	10,007
PROFESSIONAL / SCIENTIFIC / MANAGEMENT	7.9%	8,431
TRANSPORTATION / WAREHOUSING / UTILITIES	7.0%	7,504
CONSTRUCTION	6.9%	7,368
FINANCE AND INSURANCE	6.8%	7,221
OTHER SERVICES, EXCEPT PUBLIC ADMINISTRATION	6.0%	6,357
AGRICULTURE / FORESTRY / MINING	5.7%	6,063
PUBLIC ADMINISTRATION	4.9%	5,247
ARTS / ENTERTAINMENT / RECREATION	4.5%	4,789
WHOLESALE TRADE	2.9%	3,108
INFORMATION	2.0%	2,164

## Nebraska ranks 8th in the country for percent of population with an associate degree % age 25+ with an associate degree as highest education

#1	North Dakota	13.5%	#5	Wyoming	10.9%
#2	Iowa	11.3%	#6	Wisconsin	10.5%
#3	South Dakota	11.3%	#7	Hawaii	10.5%
#4	Minnesota	11.1%	#8	<b>Nebraska</b>	<b>10.2%</b>

Sources: 2012-2016 American Community Survey Public Use Microdata Samples, U.S. Census Bureau  
& 2017 American Community Survey 5 year estimates