


2019

Nebraska's Youth and Education Governance

Josie Gatti Schafer

Tara Grell

Follow this and additional works at: <https://digitalcommons.unomaha.edu/cparpubarchives>

 Part of the [Demography, Population, and Ecology Commons](#), and the [Public Affairs Commons](#)

Please take our feedback survey at: https://unomaha.az1.qualtrics.com/jfe/form/SV_8cchtFmpDyGfBLE



NEBRASKA'S YOUTH AND EDUCATION GOVERNANCE

502,770

total population age 18 and under

15.9%

age 18 and under were in poverty in the five core metro counties

+ 15.2%

age 18 and under were in poverty in the state's other 88 counties

31.4%

age 18 and under that are nonwhite

SCHOOL DISTRICTS

244 school districts
323,391 students
23,767 teachers
35,621 certified staff

EDUCATIONAL SERVICE UNITS

17 ESUs
94 teachers
468 certified staff

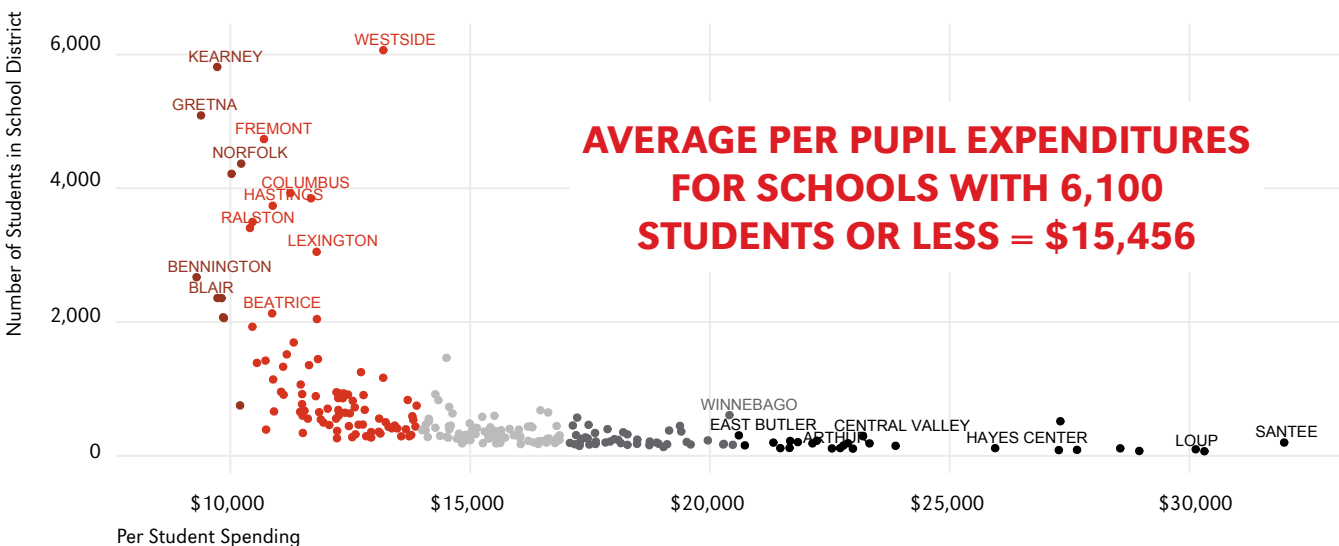
THE AVERAGE SPENDING FOR THE 7 LARGEST SCHOOL DISTRICTS IN NEBRASKA IS \$10,241.67

SCHOOL DISTRICT	NUMBER OF STUDENTS	SPENDING PER STUDENT
Elkhorn Public	9,347	\$9,297
Bellevue Public	9,801	\$10,676
Grand Island Public	9,897	\$10,457
Papillion La Vista Community	12,018	\$9,644
Millard Public	24,018	\$9,453
Lincoln Public	41,737	\$10,777
Omaha Public	52,836	\$12,644

SMALLER SCHOOL DISTRICTS HAVE HIGHER SPENDING PER PUPIL

SCHOOL DISTRICT PER PUPIL SPENDING FOR NEBRASKA SCHOOL DISTRICTS UNDER 6,100 STUDENTS

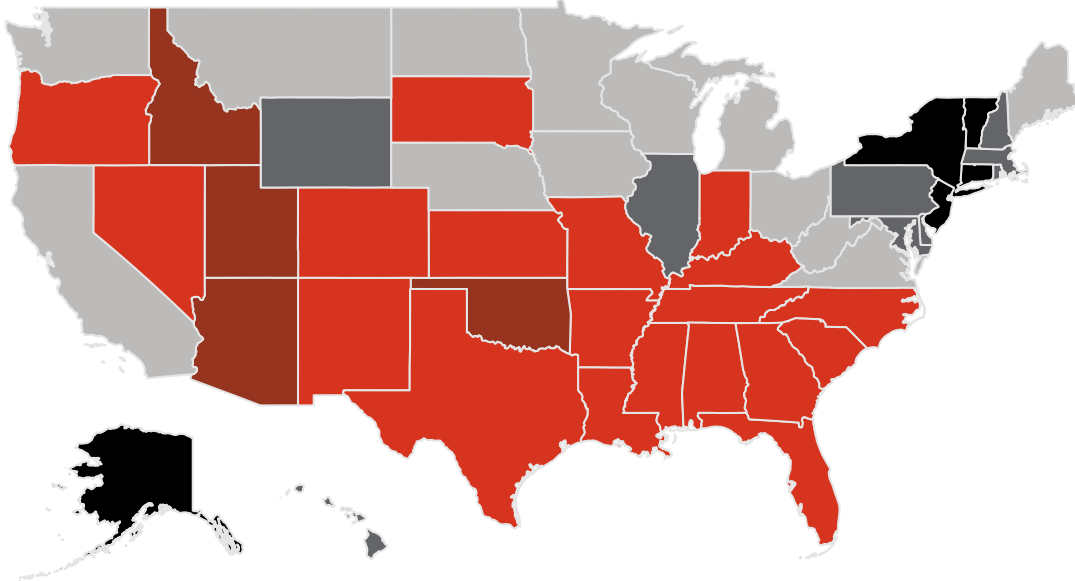
■ < \$10,355 ■ \$10,356 - \$13,910 ■ \$13,911 - \$17,001 ■ \$17,002 - \$20,556 ■ > \$20,557



NEBRASKA PER PUPIL SPENDING IS NEAR THE NATIONAL AVERAGE OF \$12,520

2017 AVERAGE PER PUPIL EXPENDITURE

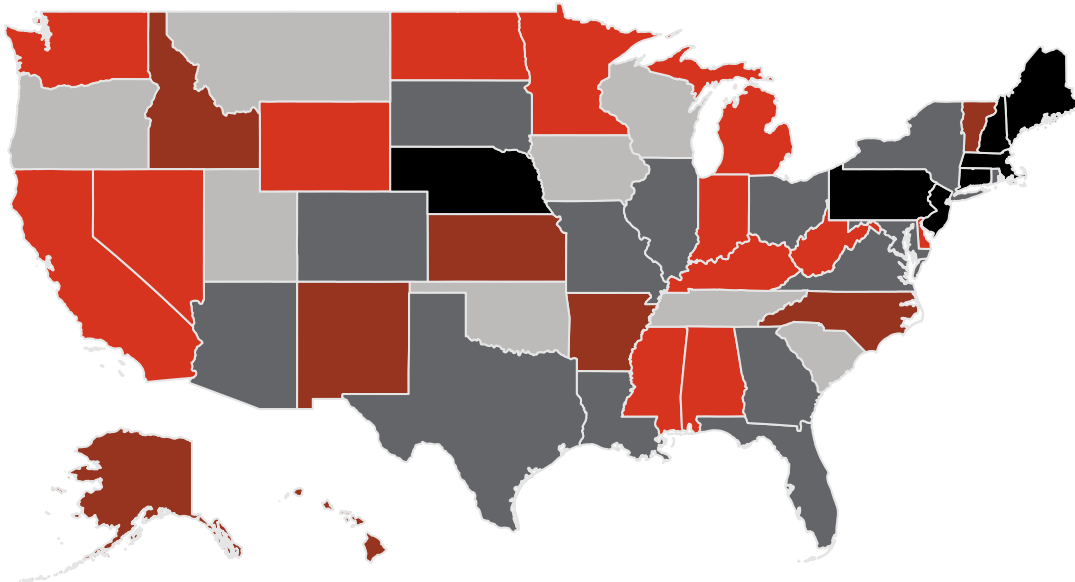
■ \$7,178 - \$8,388
 ■ \$8,389 - \$11,268
 ■ \$11,269 - \$13,772
 ■ \$13,773 - \$16,652
 ■ \$16,653 - \$23,090



56% OF NEBRASKA'S SCHOOLS FUNDING COMES FROM PROPERTY TAXES

PERCENTAGE OF TOTAL FUNDING THAT COMES FROM LOCAL RESOURCES

■ 2.03% - 27.52%
 ■ 27.52% - 36.97%
 ■ 36.97% - 45.18%
 ■ 45.18% - 54.63%
 ■ 54.63% - 88.96%



Sources: 2018 Population Estimates, U.S. Census Bureau; 2013-2017 American Community Survey, U.S. Census Bureau; 2019 Nebraska Department of Education, Statistics and Facts About Nebraska Schools 2017-2018; 2018-2018 Nebraska Department of Education, Education Directory Search; 2007 Educational Service Unit Act, Nebraska Revised Statutes § 79-1201 through 79-1249; 2012 Nebraska ESU Coordinating Council, Nebraska ESUs; 2019 Nebraska Department of Education, Statistics and Facts About Nebraska Schools 2017-2018; Nebraska Department of Education, AFR by School District 2017-2018; 2017 U.S. Census Bureau, Summary Tables Public Elementary-Secondary Education Finances: Fiscal Year 2017, Table 11 States Ranked According to Per Pupil Public Elementary-Secondary School System Finance Amounts: Fiscal Year 2017; 2017 U.S. Census Bureau, Summary Tables Public Elementary-Secondary Education Finances: Fiscal Year 2017, Table 5 Percentage Distribution of Public Elementary-Secondary School System Revenue by Source and State: Fiscal Year 2017.