

1 **FIGURE LEGENDS**

2 **Figure 1.** The circular (A) and figure of eight (B) paths used. The starting point is represented by the white (inside) circle and the  
3 movement direction by the direction of the arrows.

4 **Figure 2.** Sacral trajectory (*thick line*) of a subject walking a circular (A) and figure of eight (B) path in the previously seen condition.  
5 The *thin line* indicates the ideal trajectory.

6 **Figure 3.** Means (SE) of the average trajectory error showing significant interaction between factors of path complexity and memory  
7 systems.

8

9

10

11

12

13

14

15

16

17

18

19

20

21

22

23

24

25

26

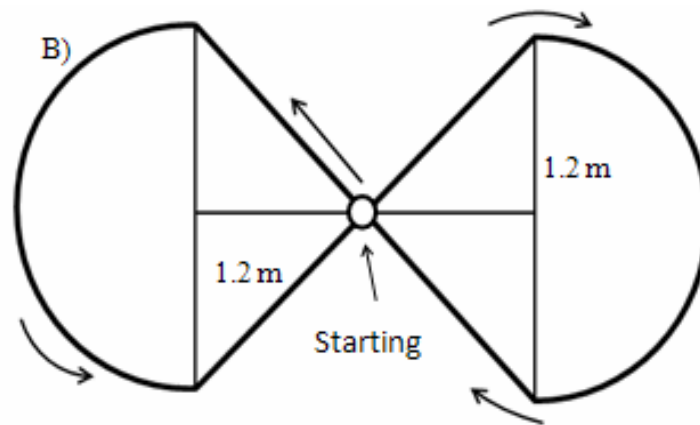
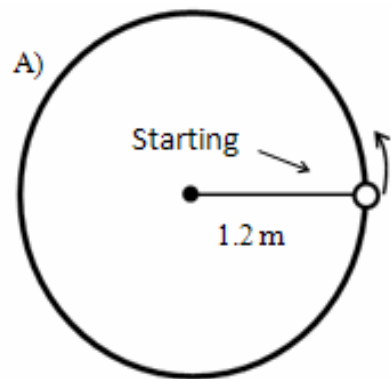
27

28

29

30

31



32 **Figure 1.**

33

34

35

36

37

38

39

40

41

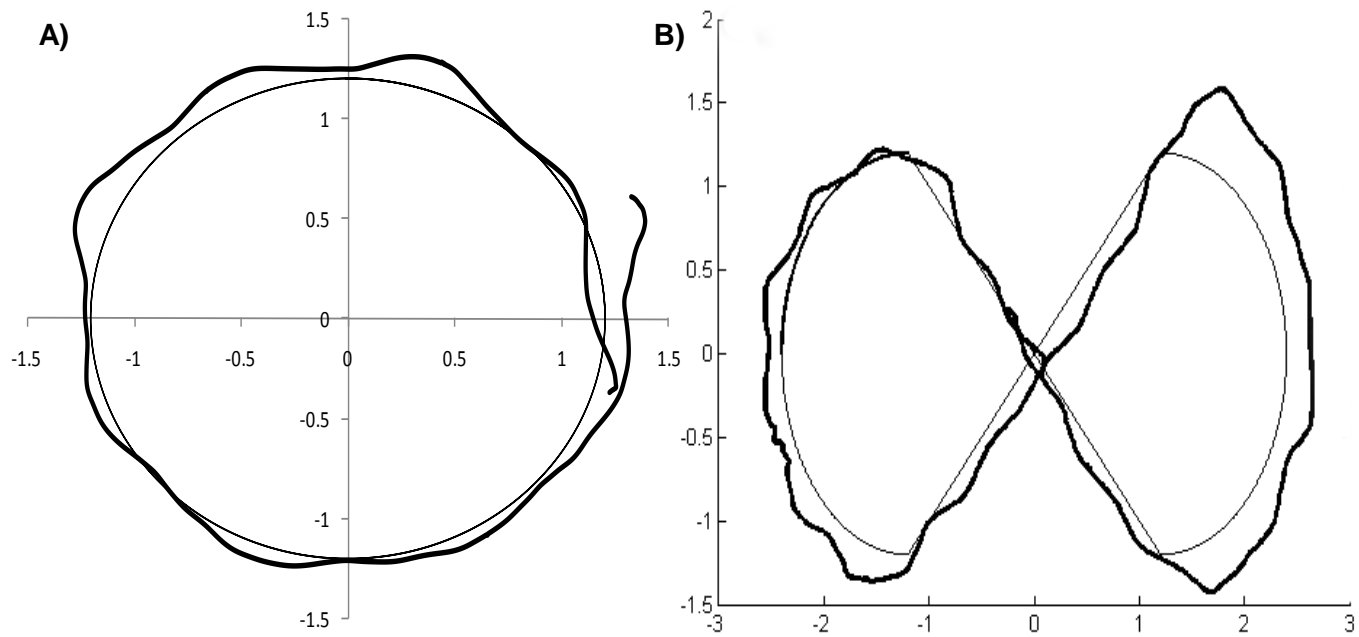
42

43

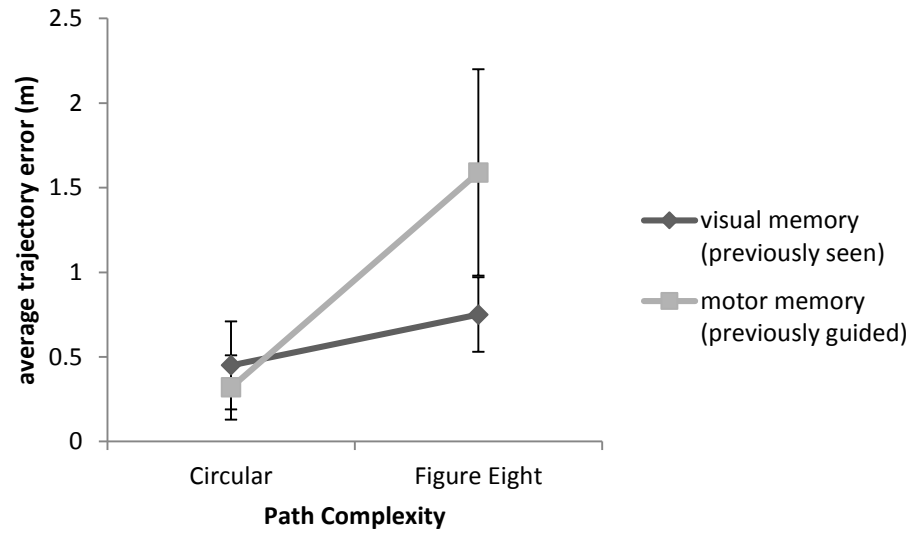
44

45

46



47 **Figure 2.**



48

49 **Figure 3.**

50